
**UNITED STATES
SECURITIES AND EXCHANGE COMMISSION**
Washington, D.C. 20549
Form 10-K

(Mark One)

- ANNUAL REPORT PURSUANT TO SECTION 13 OR 15(d) OF THE SECURITIES EXCHANGE ACT OF 1934**
For the fiscal year ended December 31, 2024
- OR**
- TRANSITION REPORT PURSUANT TO SECTION 13 OR 15(d) OF THE SECURITIES EXCHANGE ACT OF 1934**

Commission file number 1-14569

PLAINS ALL AMERICAN PIPELINE, L.P.

(Exact name of registrant as specified in its charter)

Delaware
(State or other jurisdiction of incorporation or organization)

333 Clay Street, Suite 1600, Houston, Texas
(Address of principal executive offices)

76-0582150
(I.R.S. Employer Identification No.)

77002
(Zip Code)

Registrant's telephone number, including area code: **(713) 646-4100**

Securities registered pursuant to Section 12(b) of the Act:

Title of Each Class	Trading Symbol(s)	Name of Each Exchange on Which Registered
Common Units	PAA	Nasdaq

Securities registered pursuant to Section 12(g) of the Act: **None**

Indicate by check mark if the registrant is a well-known seasoned issuer, as defined in Rule 405 of the Securities Act. Yes No

Indicate by check mark if the registrant is not required to file reports pursuant to Section 13 or Section 15(d) of the Act. Yes No

Indicate by check mark whether the registrant (1) has filed all reports required to be filed by Section 13 or 15(d) of the Securities Exchange Act of 1934 during the preceding 12 months (or for such shorter period that the registrant was required to file such reports), and (2) has been subject to such filing requirements for the past 90 days. Yes No

Indicate by check mark whether the registrant has submitted electronically every Interactive Data File required to be submitted pursuant to Rule 405 of Regulation S-T during the preceding 12 months (or for such shorter period that the registrant was required to submit such files). Yes No

Indicate by check mark whether the registrant is a large accelerated filer, an accelerated filer, a non-accelerated filer, a smaller reporting company, or an emerging growth company. See the definitions of "large accelerated filer," "accelerated filer," "smaller reporting company" and "emerging growth company" in Rule 12b-2 of the Exchange Act.

Large accelerated filer

Accelerated filer

Non-accelerated filer

Smaller reporting company

Emerging growth company

If an emerging growth company, indicate by check mark if the registrant has elected not to use the extended transition period for complying with any new or revised financial accounting standards provided pursuant to Section 13(a) of the Exchange Act.

Indicate by check mark whether the registrant has filed a report on and attestation to its management's assessment of the effectiveness of its internal control over financial reporting under Section 404(b) of the Sarbanes-Oxley Act (15 U.S.C. 7262(b)) by the registered public accounting firm that prepared or issued its audit report.

If securities are registered pursuant to Section 12(b) of the Act, indicate by check mark whether the financial statements of the registrant included in the filing reflect the correction of an error to previously issued financial statements.

Indicate by check mark whether any of those error corrections are restatements that required a recovery analysis of incentive-based compensation received by any of the registrant's executive officers during the relevant recovery period pursuant to §240.10D-1(b).

Indicate by check mark whether the registrant is a shell company (as defined in Rule 12b-2 of the Exchange Act). Yes No

The aggregate market value of the approximately 462.5 million Common Units held by non-affiliates of the registrant (treating all executive officers and directors of the registrant and holders of 10% or more of the Common Units outstanding, for this purpose, as if they are affiliates of the registrant) on June 28, 2024 was approximately \$8.3 billion, based on a closing price of \$17.86 per Common Unit as reported on the Nasdaq Global Select Market on such date.

As of February 14, 2025, there were 703,775,950 Common Units outstanding.

DOCUMENTS INCORPORATED BY REFERENCE

Portions of the registrant's definitive Proxy Statement to be filed pursuant to Regulation 14A pertaining to the 2025 Annual Meeting of Unitholders are incorporated by reference into Part III hereof. The registrant intends to file such Proxy Statement no later than 120 days after the end of the fiscal year covered by this Form 10-K.

PLAINS ALL AMERICAN PIPELINE, L.P. AND SUBSIDIARIES
FORM 10-K—2024 ANNUAL REPORT

Table of Contents

	<u>Page</u>	
<u>PART I</u>		
	5	
Items 1 and 2.	Business and Properties	5
Item 1A.	Risk Factors	37
Item 1B.	Unresolved Staff Comments	64
Item 1C.	Cybersecurity	65
Item 3.	Legal Proceedings	66
Item 4.	Mine Safety Disclosures	66
<u>PART II</u>		
		67
Item 5.	Market for Registrant’s Common Units, Related Unitholder Matters and Issuer Purchases of Equity Securities	67
Item 6.	Reserved	68
Item 7.	Management’s Discussion and Analysis of Financial Condition and Results of Operations	68
Item 7A.	Quantitative and Qualitative Disclosures About Market Risk	93
Item 8.	Financial Statements and Supplementary Data	94
Item 9.	Changes in and Disagreements With Accountants on Accounting and Financial Disclosure	94
Item 9A.	Controls and Procedures	94
Item 9B.	Other Information	95
Item 9C.	Disclosure Regarding Foreign Jurisdictions that Prevent Inspections	95
<u>PART III</u>		
		96
Item 10.	Directors and Executive Officers of Our General Partner and Corporate Governance	96
Item 11.	Executive Compensation	96
Item 12.	Security Ownership of Certain Beneficial Owners and Management and Related Unitholder Matters	96
Item 13.	Certain Relationships and Related Transactions, and Director Independence	97
Item 14.	Principal Accountant Fees and Services	97
<u>PART IV</u>		
		98
Item 15.	Exhibits and Financial Statement Schedules	98
Item 16.	Form 10-K Summary	104

FORWARD-LOOKING STATEMENTS

All statements included in this report, other than statements of historical fact, are forward-looking statements, including but not limited to statements incorporating the words “anticipate,” “believe,” “estimate,” “expect,” “plan,” “intend” and “forecast,” as well as similar expressions and statements regarding our business strategy, plans and objectives for future operations. The absence of such words, expressions or statements, however, does not mean that the statements are not forward-looking. Any such forward-looking statements reflect our current views with respect to future events, based on what we believe to be reasonable assumptions. Certain factors could cause actual results or outcomes to differ materially from the results or outcomes anticipated in the forward-looking statements. The most important of these factors include, but are not limited to:

- general economic, market or business conditions in the United States and elsewhere (including the potential for a recession or significant slowdown in economic activity levels, the risk of persistently high inflation and supply chain issues, the impact of global public health events, such as pandemics, on demand and growth, and the timing, pace and extent of economic recovery) that impact (i) demand for crude oil, drilling and production activities and therefore the demand for the midstream services we provide and (ii) commercial opportunities available to us;
- declines in global crude oil demand and/or crude oil prices or other factors that correspondingly lead to a significant reduction of North American crude oil and natural gas liquids (“NGL”) production (whether due to reduced producer cash flow to fund drilling activities or the inability of producers to access capital, or both, the unavailability of pipeline and/or storage capacity, the shutting-in of production by producers, government-mandated pro-ration orders, or other factors), which in turn could result in significant declines in the actual or expected volume of crude oil and NGL shipped, processed, purchased, stored, fractionated and/or gathered at or through the use of our assets and/or the reduction of the margins we can earn or the commercial opportunities that might otherwise be available to us;
- fluctuations in refinery capacity and other factors affecting demand for various grades of crude oil and NGL and resulting changes in pricing conditions or transportation throughput requirements;
- unanticipated changes in crude oil and NGL market structure, grade differentials and volatility (or lack thereof);
- the effects of competition and capacity overbuild in areas where we operate, including downward pressure on rates, volumes and margins, contract renewal risk and the risk of loss of business to other midstream operators who are willing or under pressure to aggressively reduce transportation rates in order to capture or preserve customers;
- the successful operation of joint ventures and joint operating arrangements we enter into from time to time, whether relating to assets operated by us or by third parties, and the successful integration and future performance of acquired assets or businesses;
- the availability of, and our ability to consummate, acquisitions, divestitures, joint ventures or other strategic opportunities and realize benefits therefrom;
- environmental liabilities, litigation or other events that are not covered by an indemnity, insurance or existing reserves;
- negative societal sentiment regarding the hydrocarbon energy industry and the continued development and consumption of hydrocarbons, which could influence consumer preferences and governmental or regulatory actions that adversely impact our business;
- the occurrence of a natural disaster, catastrophe, terrorist attack (including eco-terrorist attacks) or other event that materially impacts our operations, including cyber or other attacks on our or our service providers’ electronic and computer systems;
- weather interference with business operations or project construction, including the impact of extreme weather events or conditions (including hurricanes, floods, wildfires and drought);
- the impact of current and future laws, rulings, legislation, governmental regulations, executive orders, trade policies, trade tariffs, accounting standards and statements, and related interpretations that (i) prohibit, restrict or regulate the development of oil and gas resources and the related infrastructure on lands dedicated to or served by our pipelines, (ii) negatively impact our ability to develop, operate or repair midstream assets, or (iii) otherwise negatively impact our business or increase our exposure to risk;
- negative impacts on production levels in the Permian Basin or elsewhere due to issues associated with (or laws, rules or regulations relating to) hydraulic fracturing and related activities (including wastewater injection or disposal), including earthquakes, subsidence, expansion or other issues;

- the pace of development of natural gas or other infrastructure and its impact on expected crude oil production growth in the Permian Basin;
- the refusal or inability of our customers or counterparties to perform their obligations under their contracts with us (including commercial contracts, asset sale agreements and other agreements), whether justified or not and whether due to financial constraints (such as reduced creditworthiness, liquidity issues or insolvency), market constraints, legal constraints (including governmental orders or guidance), the exercise of contractual or common law rights that allegedly excuse their performance (such as force majeure or similar claims) or other factors;
- loss of key personnel and inability to attract and retain new talent;
- disruptions to futures markets for crude oil, NGL and other petroleum products, which may impair our ability to execute our commercial or hedging strategies;
- the effectiveness of our risk management activities;
- shortages or cost increases of supplies, materials or labor;
- maintenance of our credit ratings and ability to receive open credit from our suppliers and trade counterparties;
- our inability to perform our obligations under our contracts, whether due to non-performance by third parties, including our customers or counterparties, market constraints, third-party constraints, supply chain issues, legal constraints (including governmental orders or guidance), or other factors or events;
- the incurrence of costs and expenses related to unexpected or unplanned capital or maintenance expenditures, third-party claims or other factors;
- failure to implement or capitalize, or delays in implementing or capitalizing, on investment capital projects, whether due to permitting delays, permitting withdrawals or other factors;
- tightened capital markets or other factors that increase our cost of capital or limit our ability to obtain debt or equity financing on satisfactory terms to fund additional acquisitions, investment capital projects, working capital requirements and the repayment or refinancing of indebtedness;
- the amplification of other risks caused by volatile or closed financial markets, capital constraints, liquidity concerns and inflation;
- the use or availability of third-party assets upon which our operations depend and over which we have little or no control;
- the currency exchange rate of the Canadian dollar to the United States dollar;
- the deferral of current revenue recognition attributable to deficiency payments received from customers who fail to ship or move their minimum contracted volumes;
- significant under-utilization of our assets and facilities;
- increased costs, or lack of availability, of insurance;
- fluctuations in the debt and equity markets, including the price of our units at the time of vesting under our long-term incentive plans;
- risks related to the development and operation of our assets; and
- other factors and uncertainties inherent in the transportation, storage, terminalling and marketing of crude oil, as well as in the processing, transportation, fractionation, storage and marketing of NGL.

Other factors described herein, as well as factors that are unknown or unpredictable, could also have a material adverse effect on future results. Please read Item 1A. "Risk Factors." Except as required by applicable securities laws, we do not intend to update these forward-looking statements and information.

PART I

Items 1 and 2. *Business and Properties*

General

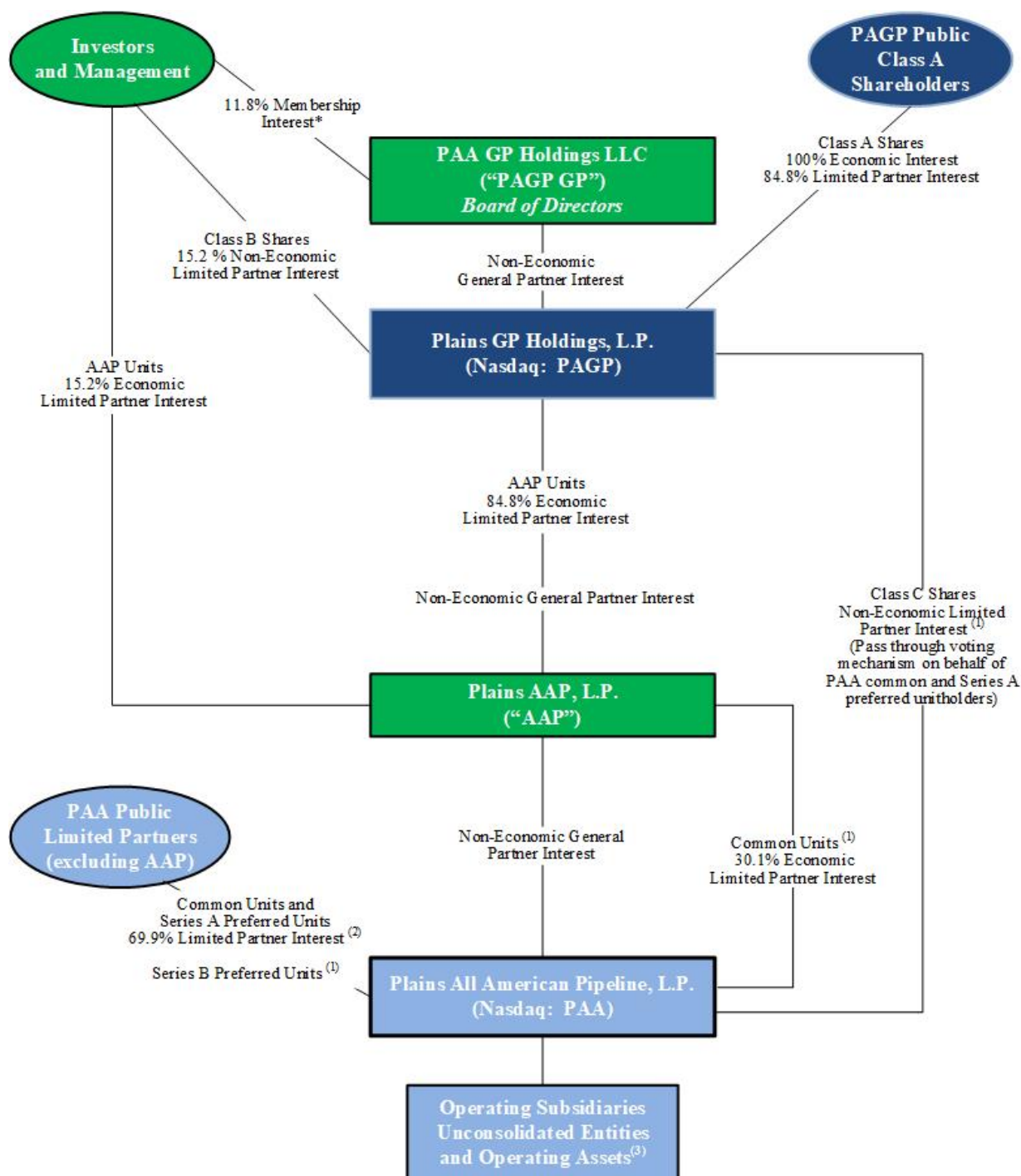
Plains All American Pipeline, L.P. is a publicly traded Delaware limited partnership. Our common units are listed on the Nasdaq Global Select Market (“Nasdaq”) under the ticker symbol “PAA.” Our business model integrates large-scale supply aggregation capabilities with the ownership and operation of critical midstream infrastructure systems that connect major producing regions to key demand centers and export terminals. As one of the largest crude oil midstream service providers in North America, we own an extensive network of pipeline transportation, terminalling, storage and gathering assets in key crude oil and NGL producing basins (including the Permian Basin) and transportation corridors and at major market hubs in the United States and Canada. Our assets and the services we provide are primarily focused on crude oil and NGL.

Our business is based on the fundamental thesis that hydrocarbons are essential to the security and advancement of human quality of life and will continue to play a major long-term role in the world economy. Midstream energy infrastructure provides a critical link between energy supply and demand, and is fundamental to the maintenance and advancement of our modern-day standard of living. Acknowledging the need for multiple forms of energy to meet growing world-wide demand, we believe absolute hydrocarbon demand will increase over time, driven by global population growth and a desire to improve quality of life in lesser developed countries throughout the world, and that North American crude oil and NGL production will be required to support the growth in demand. Furthermore, we believe existing energy infrastructure will play a critical role in supporting emerging energy and energy transition initiatives. As a result, we believe that midstream energy infrastructure will remain a critical and valuable component of the energy industry value chain.

Our assets are owned, and our operations are conducted, directly and indirectly through our primary operating subsidiaries. As used in this Form 10-K and unless the context indicates otherwise, the terms “Partnership,” “Plains,” “PAA,” “we,” “us,” “our,” “ours” and similar terms refer to Plains All American Pipeline, L.P. and its subsidiaries.

Organizational Structure

The diagram below shows our organizational structure as of December 31, 2024 in a summarized format:



* The remaining 88.2% membership interest in PAGP GP is owned by PAGP.

- (1) Each Class C share represents a non-economic limited partner interest in PAGP. The Class C shares function as a “pass-through” voting mechanism through which we vote at the direction of and as proxy for our common unitholders (other than AAP) and Series A preferred unitholders on the election of directors. The number of Class C shares that we own is equal to the number of outstanding common units and Series A Preferred units (“Common Unit Equivalents”) that are entitled to vote, pro rata with the holders of PAGP Class A and Class B shares, for the election of eligible PAGP GP directors. Series B preferred units, which are non-voting securities, and common units held by AAP, which already participate in such elections through the PAGP Class A and Class B shares, are not entitled to vote in the election of directors.
- (2) On January 31, 2025, the Partnership repurchased approximately 12.7 million Series A Preferred Units. See Note 11 to our Consolidated Financial Statements for additional information regarding this repurchase.
- (3) The Partnership holds (i) direct and indirect ownership interests in consolidated operating subsidiaries including, but not limited to, Plains Marketing, L.P., Plains Pipeline, L.P., Plains Midstream Canada ULC (“PMC ULC”), Plains Oryx Permian Basin LLC (the “Permian JV”), Cactus II Pipeline LLC (“Cactus II”) and Red River Pipeline Company LLC (“Red River”) and (ii) indirect equity interests in unconsolidated entities including, but not limited to, BridgeTex Pipeline Company, LLC, Capline Pipeline Company LLC, Diamond Pipeline LLC, Eagle Ford Pipeline LLC, Eagle Ford Terminals Corpus Christi LLC, Saddlehorn Pipeline Company, LLC, White Cliffs Pipeline, L.L.C. and Wink to Webster Pipeline LLC.

Business Strategy

Our principal business strategy is to provide competitive and efficient midstream infrastructure and logistics services to producers, refiners and other customers. We strive to address regional supply and demand imbalances for crude oil and NGL in the United States and Canada by combining the strategic location and capabilities of our transportation, terminalling, storage, processing and fractionation assets with our commercial expertise. We intend to execute our strategy by:

- Focusing on operational excellence, continuous improvement and running a safe, reliable, and environmentally and socially responsible operation;
- Using our well-positioned network of midstream infrastructure in conjunction with our commercial capabilities to provide our customers with market access, flexibility and value chain solutions, capture market opportunities, address physical market imbalances and generate and grow sustainable cash flow and margin while maintaining an acceptable risk profile;
- Optimizing and enhancing our asset portfolio and operations (through disciplined and accretive capital investments and the pursuit of emerging energy opportunities) to maximize returns on invested capital; and
- Pursuing a balanced, long-term financial strategy that is focused on maintaining an investment grade credit profile and enhancing financial flexibility by making disciplined capital allocation decisions.

We believe successful execution of this strategy will enable us to generate and grow sustainable earnings and cash flow, and will position us to maintain an investment grade credit profile and increase returns to equity holders over time.

Competitive Strengths

We believe that the following competitive strengths position us to successfully execute our principal business strategy:

- *We own a strategically located, geographically diverse and interconnected large-scale asset base that provides operational flexibility and commercial optionality.* The majority of our transportation assets are in crude oil service, are located in well-established crude oil producing regions (with our largest asset presence in the Permian Basin) and other transportation corridors and are connected, directly or indirectly, with our terminals and facilities assets. The majority of our terminals and facilities assets are located at major trading locations and premium markets that serve as gateways to major North American refinery and distribution markets and key export terminals where we have strong business relationships. In addition, our pipeline, rail, truck and storage assets provide our customers and us with significant flexibility and optionality to satisfy demand, balance markets, and participate in emerging energy opportunities.
- *Our full-service integrated model and long-term focus attracts a broad, diverse and high-quality customer base that supports sustainable fee-based cash flow generation.* Our strategically located and interconnected asset base enables us to provide our customers with a wide variety of services, including supply aggregation, quality segregation, flow assurance and market access. We focus on building long-term relationships and alignment of interests with our customers. We believe this approach has helped us build a high-quality portfolio of customers and contracts (including long-term, third-party transportation contracts and acreage dedication contracts) that provide long-term volume support for our assets and, in turn, support long-term fee-based cash flow generation from our assets.
- *We possess specialized crude oil and NGL market knowledge.* We believe our business relationships with participants in various phases of the crude oil and NGL distribution chain, from producers to refiners, as well as our own industry expertise (including our knowledge of North American crude oil and NGL flows), provide us with extensive market insight and an understanding of the North American physical crude oil and NGL markets that enables us to provide value chain solutions for our customers.
- *Our merchant activities provide us with the opportunity to realize incremental margins.* We believe the variety of our merchant activities provides us with a low-risk opportunity to generate incremental margin, the amount of which may vary depending on market conditions (such as differentials and certain competitive factors).
- *We have the financial, strategic and technical skills needed to execute strategic transactions that support our business and financial objectives, including joint ventures, joint ownership arrangements, acquisitions and divestitures.* We are a party to more than 25 joint ventures and/or joint ownership arrangements (including the Permian JV that was formed in October 2021) with strategic partners that support the success of the applicable project or investment.
- *We have an experienced management team whose interests are aligned with those of our equity holders.* Our executive management team has an average of 30+ years of experience spanning across all sectors of the energy industry and an average of over 15 years of experience with us or our predecessors and affiliates. In addition, through their ownership of equity interests and grants of long-term equity incentive awards, our management team has a vested interest in our continued success that is aligned with the interests of our equity holders.

Financial Strategy

Our financial strategy and long-term capital allocation framework is focused on generating meaningful multi-year free cash flow and improving shareholder returns by (i) increasing returns of capital to equity holders, primarily through increased distributions, (ii) making disciplined accretive investments and (iii) maintaining an investment grade credit profile and ensuring balance sheet flexibility. Since the completion of our initial public offering in 1998, we have completed and integrated over 100 acquisitions with an aggregate purchase price of approximately \$14.7 billion, implemented investment capital projects totaling approximately \$18.1 billion, returned \$19.3 billion to our equity holders, primarily in the form of distributions, and enhanced our credit rating to investment grade from non-investment grade. Additionally, since 2016 we have completed more than \$4.9 billion of divestitures of non-core assets and/or strategic sales of partial interests in selected assets.

Targeted Credit Profile

As part of our financial strategy, we intend to maintain a credit profile that we believe is consistent with investment grade credit ratings. We target a credit profile with the following attributes:

- a leverage multiple averaging between 3.25x to 3.75x, which is calculated as total debt plus 50% of the value of preferred units, divided by Adjusted EBITDA attributable to PAA (this is roughly equivalent to a long-term debt-to-Adjusted EBITDA attributable to PAA multiple of between 2.5x and 3.0x);
- an average long-term debt-to-total capitalization ratio of approximately 50% or less;
- an average total debt-to-total capitalization ratio of approximately 60% or less; and
- an average Adjusted EBITDA-to-interest coverage multiple of approximately 3.3x or better.

See Item 7. “Management’s Discussion and Analysis of Financial Condition and Results of Operations—Results of Operations—Non-GAAP Financial Measures” for our definition of Adjusted EBITDA and Adjusted EBITDA attributable to PAA.

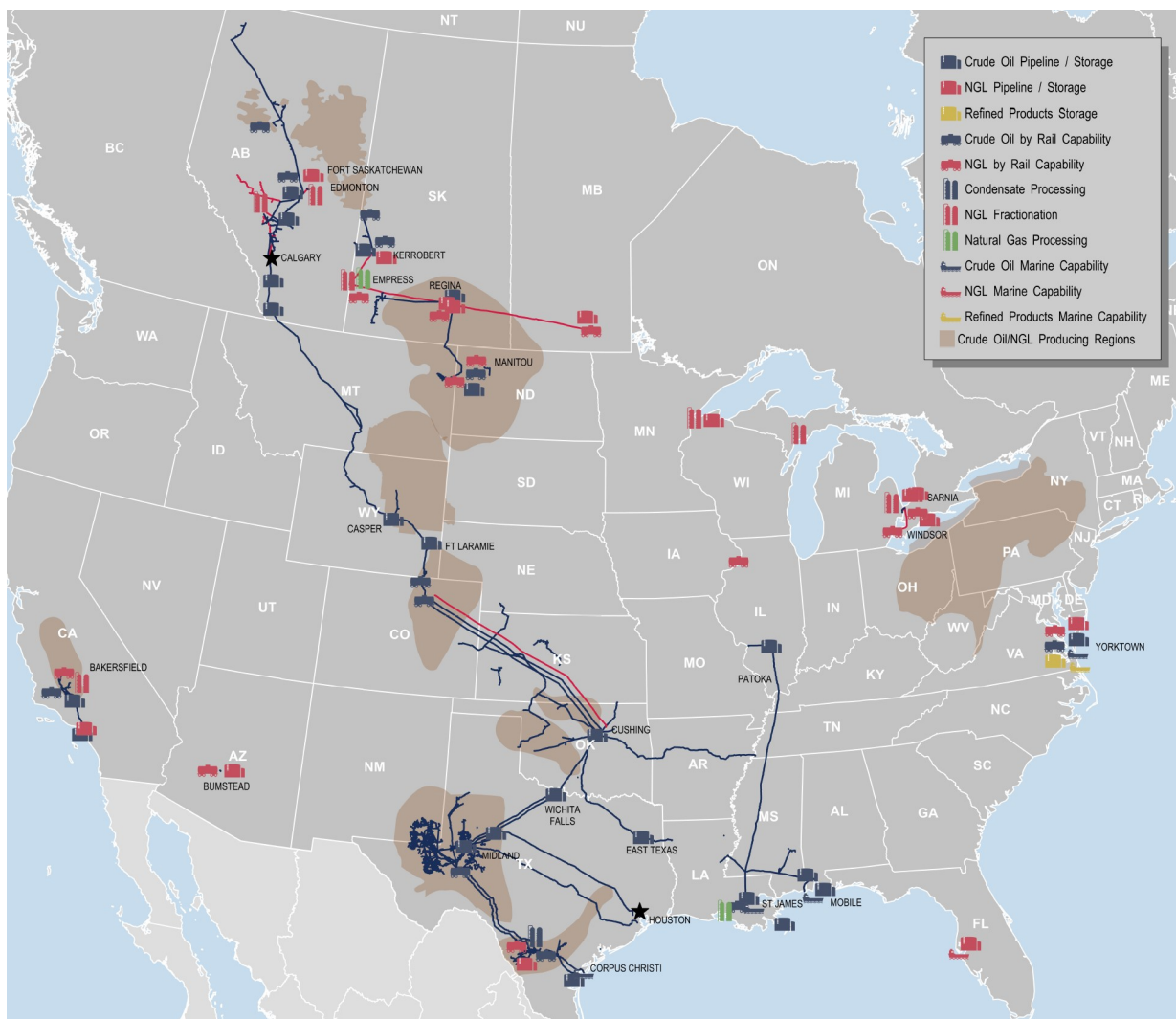
At December 31, 2024, our publicly-traded senior notes comprised approximately 99% of our long-term debt. Additionally, we routinely incur short-term debt primarily in connection with our merchant activities that involve the simultaneous purchase and forward sale of crude oil and NGL. The crude oil and NGL purchased in these transactions are volumetrically hedged. These borrowings are self-liquidating as they are repaid with sales proceeds. We also incur short-term debt to fund New York Mercantile Exchange (“NYMEX”) and Intercontinental Exchange (“ICE”) margin requirements. In certain market conditions, these routine short-term debt levels may increase above baseline levels. Similar to our working capital borrowings, these borrowings are self-liquidating. We do not consider the working capital borrowings or margin requirements associated with these activities to be part of our long-term capital structure.

Values and Sustainability

Our Core Values include Safety and Environmental Stewardship; Ownership and Accountability; Respect, Fairness, and Inclusion; Ethics and Integrity; Teamwork; and Entrepreneurship and Innovation. Our Code of Business Conduct sets forth the ways in which these Core Values govern how our officers and employees conduct themselves and engage in business relationships. Our approach to sustainability involves integrating prudent environmental, social and governance (“ESG”) practices throughout the organization with a focus on transparency and building trust among stakeholders, managing operating and business risks and minimizing environmental impacts, and utilizing our people, assets and systems to maximize long-term value for our stakeholders. Annual environmental and safety performance targets help us measure progress toward meeting our sustainability objectives. Performance against such targets is also a factor in determining annual bonus compensation for our employees, which further incentivizes desired behaviors and outcomes. In addition, our Health, Safety, Environmental and Sustainability (“HSES”) Board Committee provides additional oversight and perspectives with respect to HSES matters. Additional information regarding our Core Values and our commitment to environmental and social responsibility, including our annual Sustainability Report, is available in the Sustainability section of our website. References to sustainability in this report incorporate ESG factors. See “—Available Information” below.

Description of Segments and Associated Assets

Our business activities are conducted through two segments — Crude Oil and NGL. We have an extensive network of pipeline transportation, terminalling, storage and gathering assets in key crude oil and NGL producing basins and transportation corridors and at major market hubs in the United States and Canada.



Following is a description of the activities and assets for each of our segments.

Crude Oil Segment

Crude Oil Market and Business Overview

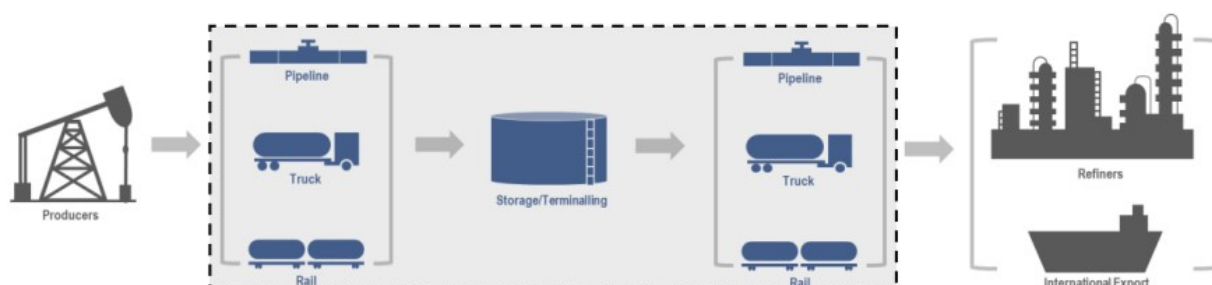
Crude oil is a global commodity that serves as feedstock for many of the world’s essential refined products such as transportation fuels (gasoline, diesel, jet fuel) and heating oil, among others. While commodities are typically considered unspecialized, mass-produced and fungible, crude oil is neither unspecialized nor fungible. The crude slate available to North American and world-wide refineries consists of a substantial number of different grades and varieties. Each crude oil grade has distinguishing physical properties. For example, specific gravity (generally referred to as light or heavy), sulfur content (generally referred to as sweet or sour) and metals content, along with other characteristics, collectively result in varying economic attributes of a particular grade or type of crude oil. In many cases, these factors result in the need for such grades to be batched or segregated in the transportation and storage processes, blended to precise specifications or adjusted in value.

The lack of fungibility of the various grades of crude oil can create logistical transportation, terminalling and storage challenges and inefficiencies associated with regional volumetric supply and demand imbalances. These logistical inefficiencies are created as certain qualities of crude oil are indigenous to particular regions or countries. Also, each refinery has a distinct configuration of process units designed to handle particular grades of crude oil. The relative yields and the cost to obtain, transport and process the crude oil, combined with the value of finished goods created, drive a refinery's choice of feedstock.

Our business model integrates large-scale supply aggregation capabilities with the ownership and operation of critical infrastructure systems that connect major producing regions (supply) to key demand centers (refineries) and export terminals. Our assets and our business strategy are designed to serve our producer and refiner customers by addressing regional crude oil supply and demand imbalances that exist in the United States and Canada. The nature and extent of supply and demand imbalances change from time to time as a result of a variety of factors, including global demand for exports; regional production declines and/or increases; refinery expansions, modifications and shut-downs; available transportation and storage capacity; and government mandates and related regulatory factors.

Our Crude Oil segment operations generally consist of gathering and transporting crude oil using pipelines (including gathering systems), trucks and, at times, on barges or railcars, in addition to providing terminalling, storage and other related services utilizing our integrated assets across the United States and Canada. Our assets provide services to third parties as well as to our merchant activities. Our merchant activities include the purchase of crude oil supply and the movement of this supply on our assets or third-party assets to sales locations, including our terminals, third-party connecting carriers, regional hubs or to refineries.

The figure below provides an illustrative and simplified overview of the assets and activities associated with our Crude Oil segment (within the shaded area):



With respect to the transportation assets in this segment, we primarily generate revenue through a combination of tariffs, pipeline capacity agreements and other transportation fees. With respect to our crude oil terminal and condensate processing assets in this segment, we primarily generate revenue through a combination of month-to-month and multi-year agreements and arrangements which include storage, throughput and loading/unloading fees at our crude oil terminals and processing facilities. We also generate significant revenue through a variety of commercial and merchant activities that often result in increased utilization of our transportation and storage assets.

Crude Oil Segment Assets Overview

As of December 31, 2024, the assets utilized in our Crude Oil segment included the following:

- 18,800 miles of active crude oil transportation pipelines and gathering systems;
- 72 million barrels of commercial crude oil storage capacity at our terminalling and storage locations;
- 40 million barrels of active, above-ground tank capacity used to facilitate pipeline throughput or support our rail assets and help maintain product quality segregation;
- four marine facilities in the United States;
- a condensate processing facility with an aggregate processing capacity of 120,000 barrels per day;
- eight crude oil rail terminals with aggregate loading and unloading capacity of 264,000 and 380,000 barrels per day, respectively;

- 1,250 crude oil railcars; and
- 815 trucks and 1,335 trailers.

Additionally, our assets include the linefill associated with our commercial activities, including approximately:

- 15 million barrels of crude oil linefill in pipelines and tanks owned by us; and
- 3 million barrels of crude oil utilized as linefill in pipelines owned by third parties or otherwise required as long-term inventory.

The following table presents additional information about our pipelines and terminals by geographic location, including active pipeline miles and commercial storage capacity as of December 31, 2024 and average daily volumes transported on our crude oil pipelines for the year ended December 31, 2024:

Region	Ownership Percentage	Approximate System Miles ⁽¹⁾	2024 Average Barrels per Day ⁽²⁾ (in thousands)	Commercial Storage Capacity ⁽³⁾ (in millions)
Permian Basin:				
Gathering pipelines ⁽⁴⁾	65%	5,380	2,895	
Intra-basin pipelines ⁽⁴⁾	65% - 100%	790	2,305	
Long-haul pipelines ⁽⁵⁾	17% - 100%	2,165	1,531	
Permian Basin Total		8,335	6,731	8
South Texas/Eagle Ford	50% - 100%	790	403	1
Mid-Continent	50% - 100%	2,440	506	36
Gulf Coast ⁽⁵⁾	54% - 100%	1,155	218	24
Rocky Mountain ⁽⁵⁾	21% - 100%	3,365	474	3
Canada	100%	2,325	346	—
Western	100%	390	256	—
Total		18,800	8,934	72

⁽¹⁾ Includes total mileage of pipelines in which we own less than 100%.

⁽²⁾ Represents average daily volumes for the entire year attributable to our interest for pipelines owned by consolidated entities, unconsolidated entities or through undivided joint interests (“UJI”). Average daily volumes are calculated as the total volumes (attributable to our interest) for the year divided by the number of days in the year. Volumes reflect tariff movements and thus may be included multiple times as volumes move through our integrated system. Volumes associated with assets acquired or sold during the year represent total volumes for the number of days we actually owned the assets divided by the number of days in the period.

⁽³⁾ Commercial storage capacity in millions of barrels. Does not include operational storage capacity used to facilitate pipeline throughput and maintain product quality segregation.

⁽⁴⁾ All of our gathering pipelines and a majority of our intra-basin pipelines in the Permian Basin are owned by the Permian JV, a consolidated entity in which we own a 65% interest. The Permian JV has a 63% UJI in one of the intra-basin pipelines in the Permian Basin.

⁽⁵⁾ Includes pipelines operated by a third party.

Crude Oil Infrastructure

A significant portion of our crude oil assets are interconnected and are operated as a contiguous system. The following descriptions are organized by geographic location and asset type and represent our most significant assets. Pipeline capacities throughout these descriptions are based on our reasonable estimate of volumes that can be delivered from origin to final destination on our pipeline systems. We report pipeline volumes based on the tariffs charged for individual movements, some of which may only utilize a certain segment of a pipeline system (i.e. two short-haul movements on a pipeline from point A to point B and another from point B to point C would double the pipeline tariff volumes on a particular system versus a single point A to point C movement). As a result, at times, our reported tariff barrel movements may exceed our total capacity.

Our crude oil pipelines are comprised of:

- *gathering pipelines* that move crude oil from wellhead or central battery connections to regional market hubs;
- *intra-basin pipelines* that are used as a hub system allowing for a significant amount of flexibility by creating connections between regional hub locations; and
- *long-haul pipelines* that move crude oil from (i) regional market hubs to major market hubs such as Cushing, Oklahoma or to export facilities, including our Corpus Christi terminal, or (ii) a refinery or other major market hubs, such as the Houston market.

Our crude oil terminals have significant flexibility and operational capabilities, including large-scale multi-grade handling and segregation capabilities and multiple marine transportation loading and unloading capabilities. Our largest crude oil terminals are located in key market hubs, including Cushing, Oklahoma; St. James, Louisiana; Midland, Texas; and Patoka, Illinois, and have connectivity to major inbound and outbound pipelines and other terminals at these hubs.

Our most significant assets are described further below by region.

Permian Basin

Gathering Pipelines. We operate over 5,300 miles of gathering pipelines in both the Midland Basin and the Delaware Basin that in aggregate represent approximately 3.8 million barrels per day of pipeline capacity. This gathering capacity includes pipeline capacity that delivers volumes to regional market hubs. Approximately 75% of the capacity of our gathering systems is in the Delaware Basin. Our gathering pipelines are supported by long-term acreage dedications. All of our gathering pipelines in the Permian Basin are owned by the Permian JV, a consolidated entity in which we own a 65% interest. The Permian JV acquired an additional Delaware Basin gathering system in January 2025.

Intra-Basin Pipelines. Our intra-basin pipeline system in the Permian Basin has a capacity of approximately 3.1 million barrels per day and connects gathering pipelines and truck injection volumes to our owned and operated as well as third-party mainline pipelines that transport crude oil to major market hubs. This interconnected pipeline system is designed to provide shippers with flow assurance, flexibility and access to multiple markets and support downstream movements on certain Permian Basin long-haul pipelines. A majority of the intra-basin pipeline system is owned by the Permian JV, a consolidated entity in which we own a 65% interest.

Long-Haul Pipelines. We own interests in multiple long-haul pipeline systems that, on a combined basis, represent approximately 2.1 million barrels per day of currently operational takeaway capacity out of the Permian Basin to major market hubs in Corpus Christi and Houston, Texas and Cushing, Oklahoma. Our long-haul pipelines are supported by long-term commitments. Below is a description of some of our most significant long-haul pipeline systems originating from the Permian Basin region.

Permian to Cushing/Mid-Continent

- *Basin Pipeline (Permian to Cushing).* We own an approximate 87% UJI in and are the operator of Basin Pipeline. Basin Pipeline has three primary origination locations: Jal, New Mexico; Wink, Texas; and Midland, Texas and, in addition to making intra-basin movements, serves as the primary route for transporting crude oil from the Permian Basin to Cushing, Oklahoma. Basin Pipeline also receives crude oil from a facility in southern Oklahoma which aggregates South Central Oklahoma Oil Province (SCOOP) production.

- *Sunrise II Pipeline.* We operate the Sunrise II Pipeline and, through a UJI arrangement, own 80% of the capacity of the pipeline, which equates to approximately 400,000 barrels of capacity. Our Sunrise II Pipeline transports crude oil from Midland and Colorado City to connecting carriers at Wichita Falls.

Permian to Gulf Coast

- *BridgeTex Pipeline (Permian to Houston).* We own a 20% interest in the entity that owns the BridgeTex Pipeline. The pipeline, operated by a subsidiary of ONEOK, Inc. (“ONEOK”), originates at Colorado City, Texas and extends to Houston, Texas. The BridgeTex pipeline has a capacity of approximately 440,000 barrels per day and is capable of receiving supply from both our Basin and Midland South pipelines.
- *Cactus Pipeline (Permian to Corpus Christi).* We own and operate the Cactus Pipeline, which has a capacity of 390,000 barrels per day, originates at McCamey, Texas and extends to Gardendale, Texas. The Cactus Pipeline connects to our Eagle Ford joint venture pipeline system at Gardendale for access to the Corpus Christi, Texas market. Movements to Corpus Christi are made on a joint tariff with the Eagle Ford joint venture pipeline.
- *Cactus II Pipeline (Permian to Corpus Christi).* The Cactus II Pipeline is a Permian mainline system that extends directly to the Corpus Christi market and has a capacity of approximately 670,000 barrels per day. We operate the Cactus II Pipeline and own a 70% interest in Cactus II, the entity that owns the Cactus II Pipeline, through a joint venture with Enbridge Inc.
- *Wink to Webster Pipeline.* We own an approximate 17% interest in the entity that owns the Wink to Webster Pipeline (“W2W Pipeline”), which in turn owns 100% of certain segments of the W2W Pipeline and a 71% UJI in the segment from Midland, Texas to Webster, Texas. The W2W Pipeline originates in the Permian Basin in West Texas and transports crude oil to multiple destinations in the Houston and Galveston market areas. The pipeline system provides approximately 1.5 million barrels per day of crude oil capacity (approximately 1.1 million barrels per day, net to the UJI interest).

Terminals. Our Midland terminal has access to all of the Permian JV gathering pipelines, either through direct connections, or through the Permian JV intra-basin pipelines. Likewise, the terminal is also either directly connected, or connected through the Permian JV intra-basin pipelines, to all of our Permian Basin long-haul pipelines. Our Midland terminal also has connectivity to third-party inbound and outbound pipelines and terminals at the Midland, Texas hub.

South Texas/Eagle Ford

Gathering Pipelines. We own and operate various gathering systems in the Eagle Ford producing region that connect into our Eagle Ford joint venture pipeline system or to third-party pipelines. We acquired an additional Eagle Ford gathering system in January 2025.

Long-Haul Pipelines. We own a 50% interest in the entity that owns the Eagle Ford Pipeline through a joint venture with a subsidiary of Enterprise Products Partners, L.P. (“Enterprise Products”). We serve as the operator of the Eagle Ford Pipeline, which has a total capacity of approximately 660,000 barrels per day and connects Permian Basin, through a connection with our Cactus Pipeline, and Eagle Ford area production to Corpus Christi, Texas refiners and terminals. Additionally, the Eagle Ford Pipeline has connectivity to Houston, Texas via a connection with Enterprise Products’ pipeline at Lyssy, Texas. The Eagle Ford Pipeline is supported by long-term shipper commitments.

Terminals. We own a 50% interest in the entity that owns the Eagle Ford Corpus Christi terminal through a joint venture with a subsidiary of Enterprise Products. The Eagle Ford Corpus Christi terminal has a dock with the capacity to export crude oil and approximately one million barrels of commercial storage capacity.

Condensate Processing. We own a 120,000 barrels per day condensate processing facility located in La Salle County, Texas that stabilizes condensate that is primarily sourced from our Eagle Ford area gathering systems. The processed NGL is delivered to a third-party pipeline that delivers into Mont Belvieu, Texas.

Mid-Continent

Gathering Pipelines. We own and operate gathering pipelines that source crude oil from Western and Central Oklahoma and Southwest Kansas for transportation and delivery into our terminal facilities at Cushing, Oklahoma.

Long-haul Pipelines. We own and operate various pipeline systems that extend from our Cushing terminal in Oklahoma to various refineries and/or crude oil hubs. Below is a description of some of our most significant pipeline systems in the Mid-Continent region.

- *Diamond Pipeline (Cushing to Memphis).* We own a 50% interest in the entity that owns the Diamond Pipeline through a joint venture with Valero Energy Corporation (“Valero”). We operate the Diamond Pipeline, which extends from our Cushing Terminal to Valero’s refinery in Memphis, Tennessee. The Diamond Pipeline has a total capacity of approximately 200,000 barrels per day.
- *Red River Pipeline (Cushing to Longview).* We own 67% of the entity that owns the Red River Pipeline through a joint venture with Delek Logistics Partners, LP. The Red River Pipeline is an approximately 235,000 barrel per day capacity pipeline that extends from our Cushing Terminal in Oklahoma to Longview, Texas, where it connects with various pipelines. We serve as operator of the Red River Pipeline. The Red River joint venture owns an approximate 69% UJI in the pipeline segment from Cushing to Hewitt, Oklahoma and owns 100% of the segment of the pipeline extending from Hewitt to Longview, Texas.
- *Midway Pipeline and Cushing Connect Pipeline.* We own and operate the Midway pipeline and own a 50% interest in the Cushing Connect pipeline, both of which originate at our Cushing terminal and terminate at refineries in Coffeyville, Kansas and Tulsa, Oklahoma, respectively. Our partner in the Cushing Connect pipeline is the refiner customer at the terminus of the pipeline.

Terminals. We are a large provider of crude oil terminalling services in Cushing, Oklahoma, which is one of the largest physical trading hubs in the United States and is the delivery point for the NYMEX light sweet crude oil futures contracts (the benchmark for U.S. crude oil). Our Cushing terminal has been designated by the NYMEX as an approved delivery location.

Our Cushing terminal, which has 27 million barrels of commercial storage capacity, is connected to our long-haul pipelines from the Permian Basin and Rocky Mountain regions, as well as to our Mid-Continent region gathering pipelines. Additionally, the terminal supplies crude oil to all of our joint venture, Mid-Continent region long-haul pipelines. Our Cushing terminal is also connected to a rail unloading facility.

Our crude oil terminal in Patoka, Illinois, which has 7 million barrels of commercial storage capacity, has connectivity to major inbound and outbound pipelines at this hub, including the Capline Pipeline (discussed further below).

Gulf Coast

Long-haul Pipelines. We own an approximate 54% interest in the entity that owns the Capline Pipeline, which extends from Patoka, Illinois to various terminals in St. James, Louisiana. The Capline Pipeline is supported by long-term shipper commitments, and a subsidiary of Marathon Petroleum Corporation serves as the operator.

Terminals. Our terminal at St. James, Louisiana, which has 15 million barrels of commercial storage capacity, is a destination facility connected to the Capline Pipeline and other third-party pipelines, and also has a rail unload facility that can move crude oil from rail cars to pipelines that service local refineries, or to our docks which can receive or export crude oil. Our terminals in and near Mobile, Alabama have 4 million barrels of commercial storage capacity, along with dock capacity to receive or export crude oil.

Rocky Mountain

Gathering Pipelines. We own and operate pipelines that provide gathering services in the Bakken and the Powder River Basin.

Long-haul Pipelines. Our pipeline systems in the Rocky Mountain region provide access to our terminal in Cushing, Oklahoma as well as other major market hubs. We have two cross-border pipelines, each of which has the flexibility to move up to 30,000 barrels per day of crude oil, depending on the quality. We own and operate the Bakken North cross-border pipeline system that accommodates bidirectional flow and can move crude oil between the Bakken at Trenton, North Dakota and the Enbridge Mainline system at Regina, Saskatchewan. We own a UJI in the Western Corridor pipeline system that extends from the Canadian border to our terminal in Guernsey, Wyoming and receives crude oil from our cross-border Rangeland South pipeline. In addition to these assets, our largest Rocky Mountain region systems include the following joint venture pipelines, both of which connect to our terminal in Cushing, Oklahoma.

- *Saddlehorn Pipeline.* We own a 40% interest in the entity that owns the Saddlehorn Pipeline which, through a UJI arrangement, owns approximately 290,000 barrels per day of capacity in the Saddlehorn Pipeline. The pipeline extends from the Niobrara and Denver-Julesburg (“DJ”) Basin to Cushing and is operated by ONEOK. The Saddlehorn Pipeline is supported by minimum volume commitments.
- *White Cliffs Pipeline.* We own an approximate 36% interest in the entity that owns the White Cliffs Pipeline system through a joint venture with three other partners. The White Cliffs Pipeline system consists of one crude oil pipeline with approximately 100,000 barrels per day of capacity that extends from the DJ Basin to Cushing, Oklahoma and one NGL pipeline with approximately 90,000 barrels per day of capacity that extends from the DJ Basin to a tie-in location with the Southern Hills Pipeline in Oklahoma. The NGL pipeline is supported by a long-term capacity lease and long-term throughput agreements. A subsidiary of Energy Transfer LP serves as the operator of the pipelines.

Canada

Gathering Pipelines. We own and operate gathering systems that source crude oil from truck terminals and pipeline-connected facilities to deliver to the Enbridge Mainline system at our Kerrobert and Regina terminals in Saskatchewan, Canada.

Intra-basin Pipelines. We own and operate intra-basin pipelines with a capacity of approximately 290,000 barrels per day that deliver crude oil from northern and southern Alberta to the Edmonton, Alberta market hub. These pipelines provide shippers with flexibility to access the Enbridge and TransMountain long-haul pipelines along with the Imperial Oil Refinery.

Western

Gathering Pipelines. We own and operate a pipeline in the San Joaquin Valley in California that gathers locally produced crude oil, which is then delivered via our Line 63 pipeline system and/or Line 2000 pipeline for transportation to Los Angeles area refiners.

Long-haul Pipelines. We own and operate Line 63 and Line 2000 pipelines in California. Line 2000 is a mainline system that has the capacity to transport approximately 110,000 barrels per day from the San Joaquin Valley to refineries and terminal facilities in the Los Angeles area. Line 63 is used as a gathering and distribution system. The pipeline gathers crude oil in the San Joaquin Valley for delivery to Line 2000 and local refiners. In the Los Angeles area, the Line 63 distribution lines are used to move crude oil from Line 2000 to local refiners.

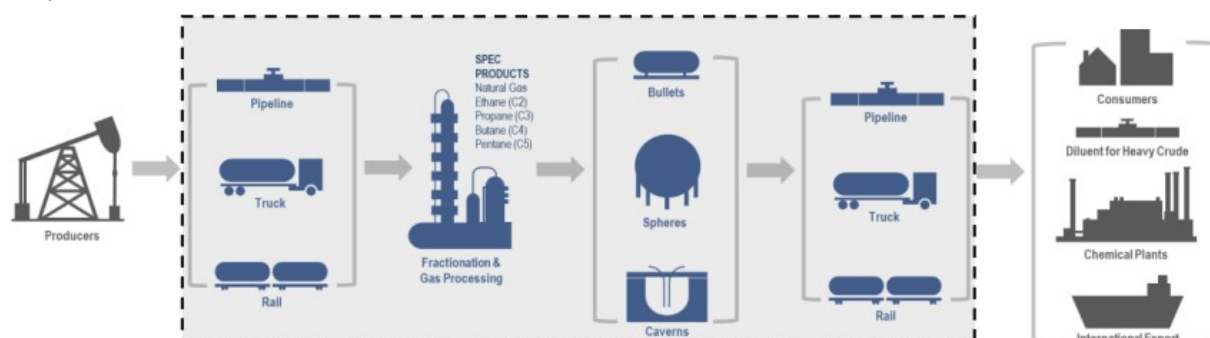
NGL Segment

NGL Market and Business Overview

NGL primarily includes ethane, propane, normal butane, iso-butane and natural gasoline, and is derived from natural gas production and processing activities, as well as crude oil refining processes. The individual NGL components are used for various purposes including heating, engine and industrial fuels, a component of motor gasoline and as the primary feedstock for petrochemical facilities that produce many everyday consumer products, including a wide range of plastics and synthetic rubber.

Our NGL segment operations involve natural gas processing and NGL fractionation, storage, transportation and terminalling. Our NGL revenues are primarily derived from a combination of (i) providing gathering, fractionation, storage, and/or terminalling services to third-party customers for a fee, and (ii) our merchant activities that support the assets. Our merchant activities include the acquisition of extraction rights from producers and/or shippers of the gas streams that pass through our Empress facility. The extraction rights allow us to process that gas at our Empress facility and extract the higher valued NGL from the gas stream. We then purchase natural gas to replace the thermal content attributable to the NGL that was extracted. We use our assets to transport, store and fractionate NGL mix extracted from our Empress straddle plants, or NGL mix acquired from third parties, into finished products to sell to customers. We may also acquire finished NGL products to be seasonally stored in our storage caverns, which is then resold to third-party customers. Often times we will use derivative instruments to hedge the margins related to these merchant activities.

The figure below provides an illustrative and simplified overview of the assets and activities associated with our NGL segment (within the shaded area):



NGL Segment Assets Overview

We operate a highly integrated network of assets, strategically positioned across Canada and the United States, with a particular focus on serving production from the liquids-rich Western Canadian Sedimentary Basin. As of December 31, 2024, the assets utilized in our NGL segment included the following:

- four natural gas processing plants;
- seven fractionation plants located throughout Canada and the United States with an aggregate useable capacity of approximately 172,000 barrels per day;
- NGL storage facilities with approximately 23 million barrels of capacity;
- approximately 1,775 miles of active NGL transportation pipelines;
- 16 NGL rail terminals and approximately 4,100 NGL rail cars; and
- approximately 220 trailers.

Additionally, our assets include the linefill associated with our commercial activities, including approximately:

- 2 million barrels of NGL linefill in pipelines and storage owned by us; and
- 1 million barrels of NGL utilized as linefill in pipelines owned by third parties or otherwise required as long-term inventory.

The tables below present approximate volumes and capacities for our NGL assets and activities as of December 31, 2024 and our natural gas processing and NGL infrastructure and activities are described further below.

Natural Gas Processing Facilities	Ownership Interest	Gas Processing Capacity (Bcf/d) ⁽¹⁾	Average Inlet Volume (Bcf/d) ⁽²⁾
<i>Empress</i>	100 %	5.7	4.1

NGL Fractionation Facilities	Ownership Interest	Fractionation Capacity (Bbls/d) ⁽¹⁾	Average Volume (Bbls/d) ⁽²⁾
<i>Empress</i>	100 %	26,000	25,100
<i>Fort Saskatchewan</i>	100 %	44,500	35,500
<i>Sarnia</i>	61-85%	76,000	64,100
<i>Other</i>	82-100%	25,500	7,000
		<u>172,000</u>	<u>131,700</u>

NGL Storage Facilities	Ownership Interest	Storage Capacity ⁽¹⁾ (MMBbls)
<i>Fort Saskatchewan</i>	48-100%	8
<i>Sarnia</i>	70 %	6
<i>Empress</i>	100 %	4
<i>Other</i>	50-100%	5
		23

NGL Pipelines	Ownership Interest	Approximate System Miles ⁽³⁾	Average Volumes ⁽²⁾ (MBbls/d)
	50-100%	1,775	213

NGL Rail Facilities	Ownership Interest	Number of Rack Spots	Number of Storage Spots
	75-100%	264	1,543

(1) Represents total capacity of the facilities, net to our ownership interest.

(2) Average daily volumes are calculated as the total volumes for the year, net to our interest, divided by the number of days in the year.

(3) Includes total mileage of pipelines in which we own a less than 100% interest.

Natural Gas Processing and NGL Infrastructure

Our network of liquids infrastructure includes NGL fractionation facilities, underground NGL storage caverns, above ground storage tanks, NGL pipelines, and rail and truck terminals. With these assets, we process, fractionate, store and transport NGL such as ethane, propane, butane and condensate. The unique integrated and geographically diverse nature of our Canadian infrastructure provides the opportunity to maximize margins across the NGL value chain for both us and our customers. The most significant of these assets include the following:

Empress Facility

We own and operate four gas processing facilities near Empress, Alberta. These facilities, referred to as straddle plants because they “straddle” gas transportation pipelines, process natural gas to extract ethane and NGL mix entrained in the gas stream before returning the gas to the transportation pipelines. We acquire the rights to extract the NGL from producers and/or shippers of the gas streams that pass through our Empress facility and then purchase natural gas to replace the thermal content attributable to the NGL that was extracted. The NGL mix can be fractionated at our Empress facility or transported along the Enbridge pipeline system for fractionation at our Sarnia facility.

Our Empress plants are capable of processing up to 5.7 Bcf of natural gas per day; however, supply available to these plants is typically in the 3.5 to 4.5 Bcf per day range. These plants produce approximately 65,000 to 100,000 barrels per day of ethane, and 40,000 to 60,000 barrels per day of NGL mix. Our Empress fractionation facility is capable of processing and producing up to 26,000 barrels per day of NGL products and is connected to rail loading infrastructure at Empress and our PPTC pipeline system, which enables NGL to be transported to storage and loading terminals in Saskatchewan and Manitoba.

Co-Ed Pipeline

Our primary NGL transportation supply system, the Co-Ed NGL pipeline system, has transportation capacity of approximately 70,000 barrels per day and gathers NGL from Southwest and Central Alberta (Cardium, Deep Basin, and Alberta Montney) for delivery to our Fort Saskatchewan, Alberta NGL fractionation facilities.

Fort Saskatchewan Complex

Our Fort Saskatchewan facility is located near Edmonton, Alberta in one of the key North American NGL hubs. The facility is a receipt, storage, fractionation and delivery facility for NGL and is connected to other major NGL plants and pipeline systems in the area. The facility's primary assets include a fractionation plant, 12 storage caverns, and truck and rail loading capability. Our Fort Saskatchewan fractionation facility has an inlet design capacity of 88,400 barrels per day and is able to produce up to approximately 44,500 barrels per day of propane, butane and condensate. The remaining throughput capacity is used to produce a propane and butane mix, which is transported via the Enbridge pipeline system to our Sarnia facility for further fractionation.

Sarnia Area

Our Sarnia Area assets in Southwestern Ontario consist of (i) our Sarnia facility, (ii) our Windsor storage terminal and (iii) our St. Clair, Michigan terminal. The Sarnia facility is a large NGL fractionation and storage facility with rail and truck loading capabilities. The Sarnia Area facilities are served by a network of multiple pipelines connected to various refineries, chemical plants, and other pipeline and railroad systems in the area. This pipeline network also delivers product between our Sarnia facility and our Windsor and St. Clair storage facilities. The Sarnia fractionator, which we operate and have a partial ownership interest in, receives NGL feedstock primarily from the Enbridge pipeline system and, to a lesser extent, from our rail unloading facility. The fractionation unit is able to process an average of approximately 100,000 barrels per day of NGL products. Our ownership in the various processing units at the Sarnia fractionator ranges from 61% to 85%.

Impact of Commodity Price Volatility and Dynamic Market Conditions on Our Business Model

Crude oil, NGL and natural gas commodity prices have historically been very volatile. For example, in 2024, the prompt month NYMEX light, sweet futures contract (commonly referred to as "WTI") price ranged from a low of approximately \$66 per barrel to a high of approximately \$87 per barrel. Similarly, there has also been volatility within the propane and butane markets as seen through the North American benchmark price located at Mont Belvieu, Texas, as well as with the basis differentials between Mont Belvieu prices and prices realized at various market hubs in North America.

While our objective is to position the Partnership such that our overall annual cash flow is not materially adversely affected by the absolute level of energy prices, market volatility associated with shifts between demand-driven markets and supply-driven markets or other similar dynamics may create market conditions that are more challenging to our business model. In extended periods of lower crude oil and/or NGL prices, or periods where the supply and demand fundamentals compress regional location differentials, our financial results may be adversely impacted. Under such market conditions, product flows on our pipelines or through our facilities may be adversely impacted. Alternatively, in periods where supply exceeds regional demand and/or pipeline egress, product flows on our pipelines or through our facilities may be favorably impacted. In executing our business model, we employ a variety of financial risk management tools and techniques to manage our financial risk, predominantly related to our merchant activities. These are discussed in greater detail in the "—Risk Management" section below.

In addition, relative contribution levels will vary from quarter-to-quarter due to seasonality, particularly with respect to our NGL merchant activities.

Risk Management

To hedge margins involving our physical assets and manage risks associated with our various commodity purchase and sale obligations and, in certain circumstances, to realize incremental margin during volatile market conditions, we use derivative instruments. We also use various derivative instruments to manage our exposure to interest rate risk and currency exchange rate risk. In analyzing our risk management activities, we draw a distinction between enterprise-level risks and trading-related risks. Enterprise-level risks are those that underlie our core businesses and may be managed based on management's assessment of the cost or benefit of doing so. Conversely, trading-related risks (the risks involved in trading in the hopes of generating an increased return) are not inherent in our core business; rather, those risks arise as a result of engaging in trading activities. Our policy is to manage the enterprise-level risks inherent in our core businesses by using financial derivatives to protect our ability to generate cash flow and optimize asset profitability, rather than trying to profit from trading activities. Our commodity risk management policies and procedures are designed to monitor NYMEX, ICE and over-the-counter positions, as well as physical volumes, grades, locations, delivery schedules and storage capacity, to help ensure that our hedging activities address our risks. Our interest rate and currency exchange rate risk management policies and procedures are designed to monitor our derivative positions and ensure that those positions are consistent with our objectives and approved strategies. We have a risk management function that has direct responsibility and authority for our risk policies, related controls around commercial activities and procedures and certain other aspects of corporate risk management. Our risk management function also approves all new risk management strategies through a formal process. Our approved strategies are intended to mitigate and manage enterprise-level risks that are inherent in our core businesses.

Our policy is generally to structure our purchase and sales contracts so that price fluctuations do not materially affect our operating income, and not to acquire and hold physical inventory or derivatives for the purpose of speculating on outright commodity price changes. Although we seek to maintain a position that is substantially balanced within our merchant activities, we purchase crude oil, NGL and natural gas from thousands of locations and experience net unbalanced positions for short periods of time as a result of production, transportation and delivery variances as well as logistical issues associated with inclement weather conditions and other uncontrollable events that may occur. When unscheduled physical inventory builds or draws do occur, they are monitored and managed to a balanced position over a reasonable period of time. This activity is monitored independently by our risk management function and must take place within predefined limits and authorizations.

Credit

Our merchant activities in our Crude Oil and NGL segments require significant extensions of credit by our suppliers. To assure our ability to perform our obligations under purchase agreements, various credit arrangements are negotiated with our suppliers. These arrangements include open lines of credit and, to a lesser extent, standby letters of credit issued under our hedged inventory facility or our senior unsecured revolving credit facility. In addition, storing crude oil, NGL or spec products in a contango market, or otherwise, requires us to have credit facilities to finance both the purchase of these products in the prompt month as well as margin requirements that may be required for the derivative instruments used to hedge our price exposure.

When we sell crude oil and NGL, we must determine the amount, if any, of credit to be extended to any given customer. Because our typical sales transactions can involve large volumes of crude oil or NGL, the risk of nonpayment and nonperformance by customers is a major consideration in our business. We believe our sales are made to creditworthy entities or entities with adequate credit support. See Note 3 to our Consolidated Financial Statements for further discussion of our credit review process and risk management procedures.

Customers

ExxonMobil Corporation and its subsidiaries accounted for 30%, 26% and 20% of our revenues for the years ended December 31, 2024, 2023 and 2022, respectively. BP p.l.c. and its subsidiaries accounted for 10% of our revenues for the year ended December 31, 2023. No other customers accounted for 10% or more of our revenues during any of the three years ended December 31, 2024. The majority of revenues from these customers pertain to our Crude Oil segment merchant activities, and sales to these customers occur at multiple locations. If we were to lose one or more of these customers, there is risk that we would not be able to identify and access a replacement market at a comparable margin. For a discussion of credit and industry concentration risk, see Note 15 to our Consolidated Financial Statements.

Competition

Competition among pipelines is based primarily on transportation charges, access to producing areas and supply regions and demand for crude oil and NGL by end users. Although new pipeline projects represent a source of competition for our business, existing third-party owned pipelines with excess capacity in the vicinity of our operations also expose us to significant competition based on the relatively low operating cost associated with moving an incremental barrel of crude oil or NGL through such unutilized capacity. In areas where additional infrastructure is being built or has been built to accommodate new or increased production or changing product flows, we face competition in providing the required infrastructure solutions as well as the risk that capacity in the area will be overbuilt until production grows sufficiently or pipelines are retired or converted to alternate service. As a result of multiple pipeline expansions in the Permian Basin and other areas, together with meaningful changes and delays in expected production growth due to a variety of factors, we continue to experience heightened competition for uncommitted barrels and contract renewals, which puts downward pressure on tariffs and margins. Further slowing of production growth or production declines could exacerbate these risks, but we believe that the current duration of our contracts and structure of our integrated business model, combined with expected crude oil production growth in the Permian Basin and other areas, should partially mitigate these risks.

In addition, pipelines may also face competition from other forms of transportation, such as truck, rail and barge. Although these alternative forms of transportation typically cost more, they can provide access to alternative markets at which a higher price may be realized for the commodity being transported, thereby overcoming the increased transportation cost.

We also face competition with respect to our merchant activities and facilities services. Our competitors include other crude oil and NGL pipeline and terminalling companies, other NGL processing and fractionation companies, major integrated oil companies and their marketing affiliates, independent gatherers, private equity backed entities, banks that have established a trading platform, and brokers and marketers of widely varying sizes, financial resources and experience. Some of these competitors have capital resources greater than ours. In addition, relatively new pipelines supported by minimum volume commitments and/or acreage dedications could also amplify the level of competition for purchasing wellhead barrels, especially in the Permian Basin, and thus impact our margins.

Ongoing Activities Related to Strategic Transactions

We are continuously engaged in the evaluation of potential transactions that support our current business strategy. In the past, such transactions have included the acquisition of assets that complement our existing footprint, the sale of non-core assets, the sale of partial interests in assets to strategic joint venture partners, and large investment capital projects. With respect to a potential acquisition or divestiture, we may conduct an auction process or participate in an auction process conducted by a third party or we may negotiate a transaction with one or a limited number of potential sellers (in the case of an acquisition) or buyers (in the case of a divestiture). Such transactions could have a material effect on our financial condition and results of operations.

We typically do not announce a transaction until after we have executed a definitive agreement. In certain cases, in order to protect our business interests or for other reasons, we may defer public announcement of a transaction until closing or a later date. Past experience has demonstrated that discussions and negotiations regarding a potential transaction can advance or terminate in a short period of time. Moreover, the closing of any transaction for which we have entered into a definitive agreement may be subject to customary and other closing conditions, which may not ultimately be satisfied or waived. Accordingly, we can give no assurance that our current or future efforts with respect to any such transactions will be successful, and we can provide no assurance that our financial expectations with respect to such transactions will ultimately be realized. See Item 1A. “Risk Factors—Risks Related to Our Business—Acquisitions and divestitures involve risks that may adversely affect our business.”

Joint Venture and Joint Ownership Arrangements

We are party to more than 25 joint venture and UJI arrangements with long-term partners throughout the industry value chain spanning across multiple North American basins. We believe that these capital-efficient arrangements provide strategic alignment with long-term industry partners while adding volume commitments to our systems and improving returns.

The following table summarizes our significant joint ventures as of December 31, 2024:

Entity	Type of Operation	Joint Venture Ownership Percentage
BridgeTex Pipeline Company, LLC	Crude Oil Pipeline	20%
Cactus II Pipeline LLC ⁽²⁾	Crude Oil Pipeline ⁽¹⁾	70%
Capline Pipeline Company LLC	Crude Oil Pipeline	54%
Diamond Pipeline LLC	Crude Oil Pipeline ⁽¹⁾	50%
Eagle Ford Pipeline LLC	Crude Oil Pipeline ⁽¹⁾	50%
Eagle Ford Terminals Corpus Christi LLC	Crude Oil Terminal and Dock ⁽¹⁾	50%
Plains Oryx Permian Basin LLC ⁽²⁾	Crude Oil Pipelines and Related Assets ⁽¹⁾	65%
Red River Pipeline Company LLC ^{(2) (3)}	Crude Oil Pipeline ⁽¹⁾	67%
Saddlehorn Pipeline Company, LLC ⁽³⁾	Crude Oil Pipeline	40%
White Cliffs Pipeline, L.L.C.	Crude Oil Pipeline	36%
Wink to Webster Pipeline LLC ⁽³⁾	Crude Oil Pipeline	17%

⁽¹⁾ Assets are operated by Plains.

⁽²⁾ We consolidate the entity based on control, with our partner's interest accounted for as a noncontrolling interest.

⁽³⁾ Entity owns a UJI in the crude oil pipeline.

The following table summarizes our significant UJIs as of December 31, 2024, excluding UJIs that are indirectly owned by us through joint ventures (e.g., Wink to Webster, Saddlehorn and Red River joint ventures):

Asset	Type of Operation	UJI Ownership Percentage
Basin Pipeline ⁽¹⁾	Crude Oil Pipeline	87%
Fort Saskatchewan NGL Storage ⁽²⁾	NGL Facility	48%
Kerrobert Storage and Pipeline Assets ⁽¹⁾	NGL Pipeline and Facility	50%
Sarnia NGL Storage and Fractionation ⁽²⁾	NGL Facility	61% to 85%
Sunrise II Pipeline ⁽¹⁾	Crude Oil Pipeline	80%

⁽¹⁾ Asset is operated by Plains.

⁽²⁾ Certain of these assets are operated by Plains.

Acquisitions and Divestitures

Since our initial public offering in 1998, the acquisition of midstream assets and businesses has been an important component of our business strategy. On a regular basis, we selectively analyze and pursue the acquisition of assets and businesses that are strategic and complementary to our existing operations. We also routinely review our asset portfolio to evaluate potential sales of non-core assets and/or sales of partial interests in assets to strategic joint venture partners to optimize our asset portfolio and strengthen our balance sheet and leverage metrics. For example, from 2016 through December 31, 2024, we have completed several acquisitions for an aggregate of approximately \$3.0 billion (which figure excludes the value of our Permian JV formed in October 2021), and we have completed asset sales and sales of partial interests in assets to strategic joint venture partners totaling more than \$4.9 billion. In addition, in the first quarter of 2025, we closed two additional acquisitions for approximately \$580 million, net to our interest. See Note 7 to our Consolidated Financial Statements for additional information.

Capital Projects

Our extensive asset base and our relationships with long-term industry partners across the value chain provide us with opportunities for organic growth through the construction of additional assets that are complementary to, and expand or extend, our existing asset base. Our 2025 capital plan consists of capital-efficient, highly contracted projects that help address industry needs.

Total investment capital for the year ending December 31, 2025 is currently projected to be approximately \$500 million (\$400 million net to our interest), of which over half is expected to be associated with the Permian JV. Additionally, maintenance capital for 2025 is currently projected to be approximately \$260 million (\$240 million net to our interest). Note that potential variation to current capital cost estimates may result from (i) changes to project design, (ii) final cost of materials and labor and (iii) timing of incurrence of costs due to uncontrollable factors such as receipt of permits or regulatory approvals and weather.

Regulation

Our assets, operations and business activities are subject to extensive legal requirements and regulations under the jurisdiction of numerous federal, state, provincial and local agencies. Many of these agencies are authorized by statute to issue, and have issued, requirements binding on the energy industry, related businesses and individual participants. The failure to comply with such legal requirements and regulations can result in substantial fines and penalties, expose us to civil and criminal claims, and cause us to incur significant costs and expenses. See Item 1A. “Risk Factors—Risks Related to Laws and Regulations—Our operations are subject to laws and regulations relating to protection of the environment (people, property and natural resources), operational safety, climate change and related matters that may expose us to significant costs and liabilities. The current laws and regulations affecting our business are subject to change and in the future we may be subject to additional laws, executive orders and regulations, which could adversely impact our business.” At any given time, there may be proposals, provisional rulings or proceedings in legislation or under governmental agency or court review that could affect our business. The regulatory burden on our assets, operations and activities increases our cost of doing business and, consequently, affects our profitability. We can provide no assurance that the increased costs associated with any new or proposed laws, rules or regulations will not be material. We may at any time also be required to apply significant resources in responding to governmental requests for information and/or enforcement actions.

The following is a summary of certain, but not all, of the laws and regulations affecting our operations. Unless the context requires otherwise, references herein to our “facilities” includes all of the pipelines, terminals, storage and other assets owned by us.

Health, Safety and Environmental Regulation

General

Our operations involving the storage, treatment, processing and transportation of liquid and gaseous hydrocarbons, including crude oil and NGL, are subject to stringent federal, state, provincial and local laws and regulations governing the discharge of materials into the environment or otherwise relating to protection of the environment and natural resources, operational safety and related matters. As with the industry generally, compliance with these laws and regulations increases our overall cost of doing business, including our capital costs to construct, maintain and upgrade equipment and facilities as regulations are updated or new regulations are invoked. Failure to comply with these laws and regulations could result in the assessment of administrative, civil and criminal penalties, the imposition of investigatory or remedial obligations or the incurrence of capital expenditures, imposition of restrictions, delays or cancellations in the permitting or performance of projects, and the issuance of injunctions or other orders that may subject us to additional operational constraints or costs. Failure to comply with these laws and regulations could also result in negative public perception of our operations or the industry in general, which may adversely impact our ability to conduct our business. Environmental and safety laws and regulations are subject to changes that may result in more stringent requirements, and we cannot provide any assurance that compliance with current and future laws and regulations will not have a material effect on our results of operations or earnings. A discharge of hazardous liquids or other materials into the environment could, to the extent such event is not insured, subject us to substantial expense, including the cost to respond, repair and remediate any impact from releases, the cost to comply with applicable laws and regulations and liabilities or costs arising out of any claims made by third parties. The following is a summary of some of the environmental, health and safety laws and regulations to which our operations are subject.

Pipeline Safety/Integrity Management

A substantial portion of our petroleum pipelines and our storage tank facilities in the United States are subject to regulation by the Department of Transportation's ("DOT") Pipeline and Hazardous Materials Safety Administration ("PHMSA") pursuant to the Hazardous Liquids Pipeline Safety Act of 1979, as amended (the "HLPESA") with respect to crude oil and NGL. The HLPESA imposes safety requirements on the design, installation, testing, construction, operation, replacement and management of pipeline and tank facilities. Federal regulations implementing the HLPESA require pipeline operators to adopt measures designed to reduce the environmental impact of oil discharges from onshore oil pipelines, including the maintenance of comprehensive spill response plans and the performance of extensive spill response training for pipeline personnel. These regulations also require pipeline operators to develop and maintain a written qualification program for individuals performing covered tasks on pipeline facilities. Comparable regulation exists in some states in which we conduct intrastate common carrier or private pipeline operations. Our operations in Canada are also subject to comparable regulations promulgated by the Canada Energy Regulator ("CER") and provincial regulators and agencies.

United States

Pursuant to the authority under the HLPESA, as amended from time to time, PHMSA has promulgated regulations that require transportation pipeline operators to implement integrity management programs, including frequent inspections, correction of certain identified anomalies and other measures, to ensure pipeline safety in locations where a pipeline leak or rupture could affect high risk areas known as high consequence areas ("HCAs"). The HCAs for crude oil and NGL pipelines are based on high population areas, areas unusually sensitive to environmental damage, and commercially navigable waterways. In the United States, our costs associated with the inspection, testing and correction of identified anomalies were approximately \$40 million in 2024. Based on currently available information, our preliminary estimate for 2025 is that we will incur approximately \$50 million in expenditures associated with our required pipeline integrity management program. However, significant additional expenses could be incurred if new or more stringently interpreted pipeline safety requirements are implemented. In addition to required activities, our integrity management program includes several voluntary, multi-year initiatives designed to prevent incidents. Costs incurred in connection with these voluntary initiatives were approximately \$17 million in 2024, and our preliminary estimate for 2025 is that we will incur approximately \$15 million of such costs.

U.S. federal legislation has resulted in more stringent mandates for pipeline safety and PHMSA has been charged with developing and adopting regulations that impose increased pipeline safety requirements on pipeline operators. In particular, Congress has amended the HLPESA several times over the past decade and to the extent those regulations impose practices that exceed our operating standards, they increase our cost to operate.

The DOT has issued guidelines with respect to securing regulated facilities against terrorist attack. We have instituted security measures and procedures in accordance with such guidelines to enhance the protection of certain of our facilities; however, we cannot provide any assurance that these security measures would fully protect our facilities from an attack.

The DOT has also generally adopted American Petroleum Institute Standard 653 ("API 653") as the standard for the inspection, repair, alteration and reconstruction of above ground petroleum storage tanks subject to DOT jurisdiction. API 653 requires regularly scheduled inspection and repair of tanks remaining in service. In the United States, our costs associated with this program were \$35 million in 2024. For 2025, we have budgeted approximately \$45 million in connection with continued compliance activities with respect to API 653 and similar Environmental Protection Agency ("EPA") regulations for tanks not regulated by the DOT. Certain storage tanks may be taken out of service if we believe the cost of compliance will exceed the value of the storage tanks and replacement tankage may be constructed.

Our operations are also subject to state pipeline safety and integrity regulations. For example, to protect state waters and wildlife, California has adopted legislation that requires operators of hazardous liquid pipelines located near environmentally and ecologically sensitive areas to use best available technologies to minimize the amount of oil released in an oil spill. These technologies include, but are not limited to, installation of leak detection technologies, automatic shutoff systems, or remote controlled sectionalized block valves.

Canada

In Canada, the CER and provincial regulators regulate the safety and integrity management of pipelines and facilities used for hydrocarbon transmission and storage. We have incurred and will continue to incur costs related to compliance with such regulatory requirements. For example, we continue to implement Pipeline, Facility and Cavern Integrity Management Programs in Canada to comply with applicable regulatory requirements and assist in our efforts to mitigate risk. Costs incurred for such integrity management activities were approximately \$100 million in 2024. Our preliminary estimate for 2025 is approximately \$85 million of costs on such projects.

We cannot predict the potential costs associated with additional, future regulations in Canada or the United States. Significant additional expenses could be incurred, and additional operational requirements and constraints could be imposed, if new or more stringently interpreted pipeline safety and integrity management requirements are implemented.

Occupational Safety and Health

United States

In the United States, we are subject to the requirements of the Occupational Safety and Health Act, as amended, and comparable state statutes that regulate the protection of the health and safety of workers. In addition, the U.S. Occupational Safety and Health Administration (“OSHA”) hazard communication standard and the Emergency Planning and Community Right-to-Know Act require that certain information be maintained about hazardous materials used or produced in operations and that this information be provided to employees, state and local government authorities and citizens. Certain of our facilities are also subject to OSHA Process Safety Management (“PSM”) regulations, which are designed to prevent or minimize the consequences of catastrophic releases of toxic, reactive, flammable or explosive chemicals. These regulations apply to any process which involves a chemical at or above specified thresholds or any process that involves 10,000 pounds or more of a flammable liquid or gas in one location.

Canada

Similar regulatory requirements exist in Canada under the federal and provincial Occupational Health and Safety Acts, Regulations and Codes. The agencies with jurisdiction under these regulations are empowered to enforce them through inspection, audit, incident investigation or investigation of a public or employee complaint. In some jurisdictions, the agencies have been empowered to administer penalties for violations without the company first being prosecuted. Additionally, under the Criminal Code of Canada, organizations, corporations and individuals may be prosecuted criminally for violating the duty to protect employees and the public.

Solid Waste

We generate wastes, including hazardous wastes, that are subject to the requirements of the federal Resource Conservation and Recovery Act, as amended (“RCRA”), and analogous state and provincial laws. Many of the wastes that we generate are not subject to the most stringent requirements of RCRA because our operations generate primarily oil and gas wastes, which currently are excluded from consideration as RCRA hazardous wastes. It is possible, however, that in the future, the exclusion for oil and gas waste under RCRA may be revisited and our wastes may become subject to more rigorous and costly disposal requirements, resulting in additional capital expenditures or operating expenses.

Hazardous Substances

The federal Comprehensive Environmental Response, Compensation and Liability Act, as amended (“CERCLA”), also known as “Superfund,” and comparable state laws impose liability, without regard to fault or the legality of the original act, on certain classes of persons that contribute to the release of a “hazardous substance” into the environment. These persons include the owner or operator of the site or sites where the release occurred and companies that disposed of, or arranged for the disposal of, the hazardous substances found at the site. Such persons may be subject to strict, joint and several liability for the costs of cleaning up the hazardous substances that have been released into the environment, for damages to natural resources, and for the costs of certain health studies. It is not uncommon for neighboring landowners and other third parties to file claims for personal injury and property damage allegedly caused by hazardous substances or other pollutants released into the environment. In the course of our ordinary operations, we may generate waste that falls within CERCLA’s definition of a “hazardous substance.”

We are subject to the EPA's Risk Management Plan regulations at certain facilities. These regulations are intended to work with OSHA's PSM regulations to minimize the offsite consequences of catastrophic releases. The regulations require us to develop and implement a risk management program that includes a five-year accident history, an offsite consequence analysis process, a prevention program and an emergency response program.

Environmental Remediation

We currently own or lease, and in the past have owned or leased, properties where potentially hazardous liquids, including hydrocarbons, are or have been handled. These properties may be subject to CERCLA, RCRA and state and Canadian federal and provincial laws and regulations. Under such laws and regulations, we could be required to remove or remediate potentially hazardous liquids or associated wastes (including wastes disposed of or released by prior owners or operators) and to clean up contaminated property (including contaminated groundwater).

Air Emissions

Our United States operations are subject to the United States Clean Air Act ("Clean Air Act" or "CAA"), comparable state laws and associated federal, state and local regulations. Our Canadian operations are also subject to federal and provincial air emission regulations, which are discussed in subsequent sections.

As a result of the changing air emission requirements in both Canada and the United States, we may be required to incur certain capital and operating expenditures in the next several years to install air pollution control equipment and otherwise comply with more stringent federal, state, provincial and regional air emissions control requirements when we attempt to obtain or maintain permits and approvals for sources of air emissions. We can provide no assurance that future air compliance obligations will not have a material adverse effect on our financial condition or results of operations.

Climate Change Initiatives

United States

The threat of climate change continues to attract considerable attention in the United States and around the world. Numerous proposals have been made and could continue to be made at the international, national, regional and state levels of government to monitor and limit emissions of carbon dioxide, methane and other greenhouse gases ("GHG"). These efforts have included consideration of cap-and-trade programs, carbon taxes, climate-related disclosure obligations, climate-related mitigation funds, and regulations that directly limit GHG emissions from certain sources. Additionally, certain laws, like the Inflation Reduction Act of 2022 ("IRA"), have been enacted to advance climate-related objectives and provide substantial financial support for alternative or lower GHG-emitting energy production. These proposals and related legislation and policy initiatives could increase operating costs within the oil and gas industry and accelerate the transition away from fossil fuels, which could in turn reduce demand for our products and services and adversely affect our business and results of operations.

In addition, following the U.S. Supreme Court ("SCOTUS") finding that GHG emissions constitute a pollutant under the CAA, the EPA has adopted rules and regulations that, among other things, establish construction and operating permit reviews for GHG emissions from certain large stationary sources, require the monitoring and annual reporting of GHG emissions from certain petroleum and gas system sources, and impose performance standards for reducing methane emissions from oil and gas operations through limitations on venting and flaring and the implementation of enhanced emission leak detection and repair requirements. For 2024, one of our facilities was subject to the federal GHG reporting requirements for combustion GHG emissions and potential fugitive emissions above the reporting thresholds. We import sufficient quantities of finished fuel products into the United States to be required to report that activity as well. In recent years, there has been considerable uncertainty surrounding regulation of methane emissions. The EPA, under the Biden Administration, revisited federal regulations promulgated during the first Trump Administration regarding methane and promulgated final rules establishing new or more stringent standards for existing and new sources in the oil and gas sector, including the transmission and storage segments. The IRA also imposed a first-ever federal fee on excess methane emissions. Separately, the Bureau of Land Management has also finalized rules to limit venting, flaring, and methane leaks for oil and gas operations on federal lands. Whether or how the current Trump Administration or U.S. Congress may pursue changes to these regulations cannot be predicted at this time.

At the state level, California has implemented a GHG cap-and-trade program. California finished fuels providers, including Plains Marketing and Plains Midstream Canada, are required to purchase GHG emission credits for finished fuel sold in or imported into California.

Certain other states where we operate, such as Colorado, have also adopted, or are considering adopting, regulations related to GHG emissions. While it is not possible at this time to predict how federal or state governments may choose to regulate GHG emissions, any new regulatory restrictions on GHG emissions could result in material increased compliance costs, additional operating restrictions, an increase in the cost of feedstock and products produced by our refinery customers, and a reduced demand for petroleum-based fuels.

Canada

Large emitters of GHG have been required to report their emissions under the Canadian Greenhouse Gas Emissions Reporting Program since 2004. Effective January 1, 2018, the Federal Department of Environment and Climate Change lowered the reporting threshold for all facilities from 50 thousand tonnes per year (“kt/y”) to 10 kt/y GHG emissions. Four of our facilities are currently required to prepare annual emissions reports. The associated cost of complying with this reporting requirement is not considered to be material. Several Canadian Provinces, including some in which we operate, have implemented additional climate-related initiatives and regulations.

Water

The U.S. Federal Water Pollution Control Act, as amended, also known as the Clean Water Act (“CWA”), and analogous state and Canadian federal and provincial laws impose restrictions and strict controls regarding the discharge of pollutants into navigable waters of the United States and Canada, as well as state and provincial waters. Federal, state and provincial regulatory agencies can impose administrative, civil and/or criminal penalties for non-compliance with discharge permits or other requirements of the CWA, and can also pursue injunctive relief to enforce compliance with the CWA and analogous laws.

The U.S. Oil Pollution Act of 1990 (“OPA”) amended certain provisions of the CWA as they relate to the release of petroleum products into navigable waters. OPA subjects owners of facilities to strict, joint and potentially significant liability for containment and removal costs, natural resource damages and certain other consequences of an oil spill. State and Canadian federal and provincial laws also impose requirements relating to the prevention of oil releases and the remediation of impacted areas.

The construction or expansion of pipelines often requires authorizations under the CWA, which authorizations may be subject to challenge. For over 35 years, the U.S. Army Corps of Engineers (the “Corps”) has authorized construction, maintenance and repair of pipelines under a streamlined nationwide permit program known as Nationwide Permit 12 (“NWP 12”). From time to time, environmental groups have challenged the use of NWP 12 for oil and gas pipeline projects. Due to these types of challenges along with new directives that come along with administrative changes, the Corps will review and make updates to their programs as well.

In January 2021, the Corps published a reissuance of NWP 12, but this permit is being challenged in federal court on the same grounds that were litigated in an April 2020 case surrounding a failure to conduct Endangered Species Act consultations. In May 2022, the Corps announced it was beginning a formal review of NWP 12 and may make changes to the program. While the full extent and impact of these recent developments is unclear at this time, any disruption in our ability to obtain coverage under NWP 12 or other general permits may result in increased costs and project delays if we are forced to seek individual permits from the Corps.

Also, there continues to be uncertainty on the federal government’s applicable jurisdictional reach under the CWA over waters of the United States (“WOTUS”), including wetlands. The EPA and the Corps have pursued multiple rulemakings under the Obama, Trump, and Biden Administrations in attempts to determine the scope of such reach. Following legal actions, implementation of the most recent rule is currently split across the country. The rule is subject to an injunction in 27 states resulting in implementation of the pre-2015 rule adjusted to take in into account jurisdictional limitations decided by SCOTUS in *Sackett v. EPA*. The other 23 states are subject to a WOTUS-defining rule published in September 2023. Further, the current Trump Administration may pursue a new rulemaking to further revise or clarify the extent of federal jurisdiction under the CWA, though the substance and timing of such action cannot be predicted. In addition, on January 8, 2025, the Corps published revisions to their Ordinary High Water Mark Manual, a key technical document used by the Corps to make jurisdictional determinations. At this time, it is difficult to judge how impactful these revisions will be. In an April 2020 decision, *Maui v. Hawaii Wildlife Fund*, SCOTUS held that, in certain cases, discharges from a point source to groundwater could fall within the scope of the CWA and require a permit. The Court rejected the EPA’s and Corps’ assertion that groundwater should be totally excluded from the CWA. In response to SCOTUS’ decision, EPA published a draft *Maui* Guidance on November 27, 2023 which was intended to clarify when certain discharges to groundwater may require a CWA permit. Preliminarily, it appears that this draft guidance requires additional clarity and considerations to better understand permitting requirements specific to groundwater discharges. To date, the guidance has not been finalized and whether or how the current Trump Administration will pursue revisions to the guidance is uncertain. To the extent any new rule or judicial decision expands the scope of the CWA’s jurisdiction in areas where we or our customers conduct operations, such developments could delay, restrict or halt permitting or development of projects, result in longer permitting timelines, or increased compliance expenditures or mitigation costs for our and our customers’ operations, which may reduce the rate of production from operators.

Endangered Species

The federal Endangered Species Act (the “ESA”) and comparable state laws may restrict exploration, development and production activities that may affect endangered and threatened species or their habitats. The ESA provides broad protection for species of fish, wildlife and plants that are listed as threatened or endangered in the United States and prohibits the taking of protected species. Similar protections are offered to migratory birds under the Migratory Bird Treaty Act, Canada’s Species at Risk Act, and other analogous state and provincial laws and regulations. Under the ESA, federal agencies are required to ensure that any action authorized, funded or carried out by them is not likely to jeopardize the continued existence of listed or endangered species or modify their critical habitats. New projects may require approvals and environmental analysis under these and other laws, including the National Environmental Policy Act. The resulting costs and liabilities associated with lengthy regulatory review and approval requirements could materially and negatively affect the viability of such projects.

Other Regulations

Transportation Regulation

Our transportation activities are subject to regulation by multiple governmental agencies. Our historical operating costs reflect the recurring costs resulting from compliance with these regulations. The following is a summary of the types of transportation regulation that may impact our operations.

Interstate Liquids Regulation in the United States. Our common carrier pipeline operations with interstate movements of liquids are subject to rate regulation by the U.S. Federal Energy Regulatory Commission (“FERC”) under the Interstate Commerce Act (“ICA”). Unless covered by a waiver, the ICA requires that we maintain tariffs on file with FERC for interstate movements of liquids on our pipelines. Those tariffs set forth the rates we charge for providing transportation services as well as the rules and regulations governing these services. The ICA requires that tariff rates for liquids pipelines, which include both crude oil pipelines and petroleum products pipelines, be just and reasonable and not unduly discriminatory. Failure to comply with the requirements of the ICA could result in the imposition of civil or criminal penalties, as described below.

Under the Energy Policy Act of 1992 (“EPAAct”), liquids pipeline rates in effect for the 365-day period ending on the date of enactment of EPAAct are deemed to be just and reasonable under the ICA if such rates had not been subject to complaint, protest or investigation during such 365-day period. Generally, complaints against such “grandfathered” rates may only be pursued if the complainant can show that a substantial change has occurred since the enactment of EPAAct in either the economic circumstances of the liquids pipeline or in the nature of the services provided that were a basis for the rate. EPAAct places no such limit on challenges to a provision of a liquids pipeline tariff rate or rules as unduly discriminatory or preferential. Many FERC-regulated liquids pipelines also use the FERC indexing methodology to change their rates. For those pipelines that use the FERC indexing methodology, FERC reviews the index formula every five years to determine whether a change in the methodology is required or, if not, to determine the appropriate index for the subsequent five-year period. On January 20, 2022, FERC issued an order on rehearing of its December 17, 2020 Order Establishing Index Level in which FERC reduced the oil pricing index factor for oil pipelines to use for the current five-year period. The ceiling levels computed for July 1, 2022 to June 30, 2023, as well as the ceiling levels for July 1, 2023 to June 30, 2024, and the resulting rates currently in effect for certain of our liquids pipelines, were computed to account for the appropriate index factor. Some parties sought rehearing of the January 20 order on rehearing, which was denied by FERC on May 6, 2022. Certain parties subsequently appealed the January 20 and May 6 orders to the U.S. Court of Appeals for the District of Columbia (“D.C. Circuit”). On July 26, 2024, the D.C. Circuit ruled in *LEPA v. FERC* that FERC violated the Administrative Procedure Act because the January 20 order modified the index level without following notice and comment. As a result, the D.C. Circuit vacated the January 20 order and on September 17, 2024, the Commission reinstated the index level established by its original December 17 Order Establishing Index Level, directed pipelines to file an informational filing to show their recomputed ceiling levels reflecting the reinstated index level, and stated that pipelines may file to prospectively increase their indexed rates to their recomputed levels. On October 17, 2024, FERC issued a Supplemental Notice of Proposed Rulemaking (“Supplemental NOPR”) that proposes a reduction to the currently effective index by one percent. The Supplemental NOPR could result in the reimplementation through a notice-and-comment rulemaking of the same rulings that were vacated by the D.C. Circuit in *LEPA v. FERC*. FERC has also retained cost-of-service ratemaking, market-based rates and settlement rates as alternatives to the indexing approach that may be used in certain specified circumstances.

Because the indexing methodology for the next five-year indexing period is tied in part to an inflation index and is not based on our specific costs, the indexing methodology could hamper our ability to recover cost increases. The majority of our pipeline profits in the United States are based on rates that are either grandfathered in part or set by agreement with one or more shippers. These rates remain regulated by FERC and are subject to challenge or review and modification by FERC under the ICA. Changes in FERC’s methodologies for approving rates could adversely affect us. In addition, challenges to our regulated rates could be filed with FERC and future decisions by FERC regarding our regulated rates could adversely affect our cash flows.

The Energy Policy Act of 2005 authorized FERC to impose civil penalties for violations of the ICA and FERC regulations thereunder, up to a maximum amount that is adjusted annually for inflation, which for 2025 equals \$16,590 per day, per violation. Should we fail to comply with applicable statutes, rules, regulations and orders administered by FERC, we could be subject to substantial penalties and fines.

Intrastate Regulation in the United States. Our intrastate liquids pipeline transportation activities are subject to various state laws and regulations, as well as orders of state regulatory bodies, including the Railroad Commission of Texas and the California Public Utility Commission (“CPUC”). The CPUC prohibits certain of our subsidiaries from acting as guarantors of our senior notes and credit facilities.

Canadian Regulation. Our Canadian pipeline assets are subject to regulation by the CER and by provincial regulators. With respect to pipelines over which it has jurisdiction, the relevant regulatory authority has the power, upon application by a third party, to determine reasonability of the rates we are allowed to charge for transportation on, and set other terms of access to, such pipelines. In such circumstances, if the relevant regulatory authority determines that the applicable terms and conditions of service are not just and reasonable, the regulatory authority can impose conditions it considers appropriate.

Trucking Regulation

United States

We operate a fleet of trucks to transport crude oil and oilfield materials as a private, contract and common carrier. We are licensed to perform both intrastate and interstate motor carrier services. As a motor carrier, we are subject to certain safety regulations issued by the Federal Motor Carrier Safety Association of the DOT. These trucking regulations cover, among other things: (i) driver operations, (ii) log book maintenance, (iii) truck manifest preparations, (iv) safety placard placement on the trucks and trailer vehicles, (v) drug and alcohol testing and (vi) operation and equipment safety. We are also subject to OSHA with respect to our U.S. trucking operations.

Canada

Our trucking assets in Canada are subject to regulation by both federal and provincial transportation agencies in the provinces in which they are operated. These regulatory agencies do not set freight rates, but do establish and administer rules and regulations relating to other matters including equipment, facility inspection, reporting and safety. We are licensed to operate both intra- and inter-provincially under the direction of the National Safety Code (“NSC”) that is administered by Transport Canada. Our for-hire service is primarily the transportation of crude oil, condensates and NGL. We are required under the NSC to, among other things, monitor (i) driver operations, (ii) log book maintenance, (iii) truck manifest preparations, (iv) safety placard placement on the trucks and trailers, (v) operation and equipment safety and (vi) many other aspects of trucking operations. We are also subject to Occupational Health and Safety regulations with respect to our Canadian trucking operations.

Railcar Regulation

We own and operate a number of railcar loading and unloading facilities in the United States and Canada. In connection with these operations, we own and lease a significant number of railcars. Our railcar operations are subject to the regulatory jurisdiction of the Federal Railroad Administration of the DOT, OSHA, as well as other federal and state regulatory agencies and Canadian regulatory agencies for operations in Canada. From time to time, these regulatory bodies may enact new regulations or revise and update existing regulations related to the transportation of oil and NGL by railcar. For example, PHMSA has issued safety advisory warnings and compliance initiatives to reinforce requirements to properly test, characterize, classify, describe, label and, where appropriate, sufficiently degasify hazardous materials prior to and during transportation. We believe our railcar fleet is in compliance in all material respects with current standards for crude oil moved by rail.

Indigenous Protections

Part of our operations cross land that has historically been apportioned to various Native American/First Nations tribes (“Indigenous Peoples”), who may exercise significant jurisdiction and sovereignty over their lands. Indigenous Peoples may also have certain treaty rights and rights to consultation on projects that may affect such lands. Our operations may be impacted to the extent these tribal governments are found to have and choose to act upon such jurisdiction over lands where we operate.

Transportation Security Administration Security Directives

In response to cybersecurity incidents affecting the pipeline industry, the United States Department of Homeland Security’s Transportation Security Administration has issued comprehensive security directives that include various cybersecurity and reporting requirements for critical infrastructure pipeline owners and/or operators. Compliance with these security directives may have a significant impact on our operations and results of operations.

Cross Border Regulation

As a result of our cross border activities, including the transportation and importation of crude oil and NGL between the United States and Canada, we are subject to a variety of legal requirements including export license requirements, trade tariffs, Canadian and U.S. customs and taxes, and requirements relating to toxic substances. U.S. legal requirements relating to these activities include the United States-Mexico-Canada Agreement (“USMCA”) and the Toxic Substances Control Act (“TSCA”), as well as presidential permit requirements of the U.S. Department of State. Violations of these licensing, trade tariff and tax reporting requirements or failure to provide certifications relating to toxic substances could result in the imposition of significant administrative, civil and criminal penalties. Furthermore, the failure to comply with U.S. federal, state and local tax requirements, as well as Canadian federal and provincial tax requirements, could lead to the imposition of additional taxes, interest and penalties.

Market Anti-Manipulation Regulation

The Federal Trade Commission (“FTC”) has issued regulations pursuant to the Energy Independence and Security Act of 2007 intended to prohibit market manipulation in the petroleum industry. Violators of the regulations face civil penalties of up to approximately \$1.5 million per violation per day, subject to the FTC’s annual inflation adjustment. The Dodd-Frank Act incorporates an expansion of the authority of the Commodity Futures Trading Commission (“CFTC”) to prohibit market manipulation in the markets regulated by the CFTC. This authority, with respect to crude oil swaps and futures contracts, is similar to the anti-manipulation authority granted to the FTC with respect to crude oil purchases and sales. CFTC rules subject violators to a civil penalty of up to the greater of approximately \$1.49 million, subject to the CFTC’s annual inflation adjustment, or triple the monetary gain to the person for each violation.

Operational Hazards and Insurance

Pipelines, terminals, trucks or other facilities or equipment may experience damage as a result of an accident, natural disaster, terrorist attack, cyber event or other event. These hazards can cause personal injury and loss of life, severe damage to and destruction of property and equipment, pollution or environmental damage and suspension of operations. Consistent with insurance coverage generally available in the industry, in certain circumstances our insurance policies provide limited coverage for losses or liabilities relating to gradual pollution, with broader coverage for sudden and accidental occurrences. We maintain various types and varying levels of insurance coverage to cover our operations and properties, and we self-insure certain risks, including gradual pollution, cybersecurity and named windstorms. To the extent we do maintain insurance coverage, such insurance does not cover every potential risk that might occur in connection with operating pipelines, terminals and other facilities and equipment, including the potential loss of significant revenues and cash flows.

The occurrence of a significant event not fully insured, indemnified or reserved against, or the failure of a party to meet its insurance or indemnification obligations, could materially and adversely affect our operations and financial condition. While we strive to maintain adequate insurance coverage, our actual costs may exceed our coverage levels and insurance will not cover many types of interruptions or losses that might occur, will not cover amounts up to applicable deductibles and will not cover all risks associated with certain of our assets and operations. With respect to our insurance coverage, our policies are subject to deductibles and retention levels that we consider reasonable and not excessive. Additionally, no assurance can be given that we will be able to maintain adequate insurance in the future at rates we consider reasonable or that the insurance companies that currently insure companies in the energy industry will continue to do so. As a result, we may elect to self-insure or utilize higher deductibles in certain other insurance programs. In addition, although we believe that we have established adequate reserves and that we have sufficient liquidity to the extent such risks are not insured, costs incurred in excess of these reserves may be higher or we may not receive insurance proceeds in a timely manner, which may potentially have a material adverse effect on our financial condition, results of operations or cash flows. See Note 18 to our Consolidated Financial Statements for a discussion regarding the Line 901 incident and our related insurance receivable.

Title to Properties and Rights-of-Way

Our real property holdings generally consist of: (i) parcels of land that we own in fee; (ii) surface leases and underground storage leases; and (iii) easements, rights-of-way, permits, crossing agreements or licenses from landowners or governmental authorities permitting the use of certain lands for our operations. In all material respects, we believe we have satisfactory title or the right to use the sites upon which our significant facilities are located, subject to (a) customary liens, restrictions or encumbrances and (b) challenges that we do not regard as material relative to our overall operations. Some of our real property rights may be subject to termination under agreements that provide for one or more of: periodic payments, term periods, renewal rights, abandonment of use, continuous operation requirements, revocation by the licensor or grantor and possible relocation obligations.

Human Capital

General

Our primary human capital management objective is to retain, attract and develop a high quality workforce that will enable us to maintain and enhance a culture that is consistent with our Core Values. To support this objective, we seek to reward and support our employees through competitive pay, benefits and other programs; develop employees and encourage internal talent mobility to prepare employees for critical roles and leadership positions for the future; facilitate the development of a workplace culture that is engaging and inclusive; and promote efficiency and a high performance culture by investing in technology and systems and providing tools and resources that enable employees at work.

As a limited partnership, we do not directly have officers and employees. Our operations and activities are managed by Plains All American GP LLC (“GP LLC”), which employs our management and operational personnel (other than our Canadian personnel, who are employed by our subsidiary, PMC ULC). As of December 31, 2024, GP LLC and PMC ULC employed approximately 4,200 people in North America, of which approximately 3,000 were employed in the U.S. and approximately 1,200 were employed in Canada. Approximately 69% of our workforce (approximately 2,900 employees) are field employees, which includes approximately 800 employees in our trucking division. Our employees are located in 24 states in the U.S. and in four provinces in Canada. Approximately 200 employees are covered by six separate collective bargaining agreements, which are open for renegotiation in 2025 through 2027.

Health and Safety

Our people are our most valuable asset. We prioritize the health and safety of our employees and we are committed to protecting our employees and conducting our operations in a safe, reliable and responsible manner. We support our commitment to health and safety through extensive education and training and investment in necessary equipment, systems, processes and other resources, and we have a number of safety programs and campaigns that are shared across our operations, such as “Hazard ID / Near Miss Program” communications, periodic and situation specific safety stand-downs, lessons learned sharing and stop work authorization for all employees. We also have a number of programs that are focused on employee wellness, including an employee assistance program that provides free mental and behavioral support for employees. In addition, in order to incentivize performance in the areas of safety and environmental responsibility, our performance-based annual bonus program includes a component that is tied to safety and environmental performance targets. In addition, the HSES Committee assists the Board in its evaluation and oversight of our management of HSES matters. Through the discharge of its oversight responsibilities, the HSES Committee facilitates the efforts of management to further strengthen our focus on Sustainability matters.

Training and Leadership Development

We are committed to providing a professional work environment where all employees are treated with respect and dignity and provided with opportunities for growth and development. To foster the continued development of our people, we provide a comprehensive set of training programs covering subjects such as field operations, health and safety, regulatory compliance, technical training, management and leadership skills, and professional development. We also operate a number of internal development programs at all levels of the workforce that are designed to identify and develop future leaders of the organization. The Board receives reports from senior management on a regular basis regarding the status of succession plans with respect to executive leadership of the company.

Benefits

Our compensation and benefits programs are designed to retain, attract and motivate our employees and to reward them for their contributions and success. In addition to providing competitive salaries and other compensation opportunities, we offer comprehensive and competitive benefits to our eligible employees including, depending on location, health (medical, dental and vision) insurance, prescription drug benefits, flexible spending accounts, parental leave, disability coverage, mental and behavioral health resources, paid time off, retirement savings plan, education reimbursement program, a disaster relief fund, life insurance and accidental death and dismemberment insurance.

Summary of Tax Considerations

The following is a brief summary of certain material tax considerations of owning and disposing of common units, however, the tax consequences of the ownership of common units are complex and depend in part on the owner’s individual tax circumstances. This summary is based on the provisions of the Internal Revenue Code of 1986, as amended (the “Code”), U.S. Treasury regulations, administrative rulings and judicial decisions, all as in effect on the date hereof, and all of which are subject to change, possibly with retroactive effect. We have not sought any ruling from the Internal Revenue Service, or the IRS, with respect to the statements made and the conclusions reached in the following summary, and there can be no assurance that the IRS or a court will agree with such statements and conclusions. This summary does not address all aspects of U.S. federal income taxation or the tax considerations arising under the laws of any non-U.S., state, or local jurisdiction, or under U.S. federal estate and gift tax laws. It is the responsibility of each unitholder, either individually or through a tax advisor, to investigate the legal and tax consequences of the unitholder’s investment in us under applicable U.S. federal, state and local law. Further, it is the responsibility of each unitholder to file all U.S. federal, state and local tax returns that may be required of the unitholder. Also see Item 1A. “Risk Factors—Tax Risks to Unitholders” and “Risk Factors—Tax Risks to Common Unitholders.”

Partnership Status; Cash Distributions

We are treated for U.S. federal income tax purposes as a partnership based upon our meeting the “Qualifying Income Exception” imposed by Section 7704 of the Code, which we must meet each year. The owners of our common units are considered partners in the Partnership so long as they do not loan their common units to others to cover short sales or otherwise dispose of those units. Accordingly, subject to taxes assessed at the entity level as a result of audit adjustments by the IRS, we generally are not liable for U.S. federal income taxes, and a common unitholder is required to report on the unitholder’s U.S. federal income tax return the unitholder’s share of our income, gains, losses and deductions. In general, cash distributions to a common unitholder are taxable only if, and to the extent that, they exceed the tax basis in the common units held. In certain cases, we are subject to, or have paid Canadian income and withholding taxes, including with respect to intercompany interest payments and dividend payments. Unitholders may be eligible for foreign tax credits with respect to allocable Canadian withholding and income taxes paid.

Partnership Allocations

In general, our income and loss is allocated to the general partner and the unitholders for each taxable year in accordance with their respective percentage interests in the Partnership, as determined annually and prorated on a monthly basis and subsequently apportioned among the general partner and the unitholders of record as of the opening of the first business day of the month to which they relate, even though unitholders may dispose of their units during the month in question. A unitholder who disposes of common units prior to the record date set for a cash distribution for that quarter will be allocated items of our income, gain, loss and deduction attributable to the month of disposition (and any other month during the quarter to which such cash distribution relates and the holder held common units on the first day of such month) but will not be entitled to receive a cash distribution for that period. In determining a unitholder’s U.S. federal income tax liability, the unitholder is required to take into account the unitholder’s share of income generated by us for each taxable year of the Partnership ending with or within the unitholder’s taxable year, even if cash distributions are not made to the unitholder. As a consequence, a unitholder’s share of our taxable income (and possibly the income tax payable by the unitholder with respect to such income) may exceed the cash actually distributed to the unitholder by us.

Basis of Common Units

A unitholder’s initial tax basis for a common unit is generally the amount paid for the common unit and the unitholder’s share of our nonrecourse liabilities (or liabilities for which no partner bears the economic risk of loss). A unitholder’s basis is generally increased by the unitholder’s share of our income and by any increases in the unitholder’s share of our nonrecourse liabilities. That basis will be decreased, but not below zero, by the unitholder’s share of our losses, the amount of all distributions made to the unitholder (including deemed distributions due to a decrease in the unitholder’s share of our nonrecourse liabilities) and the amount of any excess business interest allocated to the unitholder. The IRS has ruled that a partner who acquires interests in a partnership in separate transactions must combine those interests and maintain a single adjusted tax basis for all of those interests.

Limitations on Deductibility of Partnership Losses

The deduction by a unitholder of that unitholder’s allocable share of our losses will be limited to the amount of that unitholder’s tax basis in his or her common units and, in the case of an individual unitholder or a corporate unitholder who is subject to the “at risk” rules (generally, certain closely-held corporations), to the amount for which the unitholder is considered to be “at risk” with respect to our activities, if that is less than the unitholder’s tax basis. A unitholder must recapture losses deducted in previous years to the extent that distributions cause the unitholder’s at risk amount to be less than zero at the end of any taxable year. Losses disallowed to a unitholder or recaptured as a result of these limitations will carry forward and will be allowable as a deduction to the extent that his at-risk amount is subsequently increased, provided such losses do not exceed such unitholder’s tax basis in his common units. Upon the taxable disposition of a common unit, any gain recognized by a unitholder can be offset by losses that were previously suspended by the at risk limitation but may not be offset by losses suspended by the basis limitation. Any loss previously suspended by the at risk limitation in excess of that gain could no longer be used.

In addition to the basis and at-risk limitations described above, a passive activity loss limitation generally limits the deductibility of losses incurred by individuals, estates, trusts, some closely-held corporations and personal service corporations from “passive activities” (generally, trade or business activities in which the taxpayer does not materially participate). The passive loss limitations are applied separately with respect to each publicly traded partnership. Consequently, any passive losses we generate will be available to offset only passive income generated by us, and will not be available to offset income from other passive activities or investments, including investments in other publicly traded partnerships or salary, active business or other income. Passive losses that exceed a unitholder’s share of passive income we generate may be deducted in full when the unitholder disposes of all of its units in a fully taxable transaction with an unrelated party. The passive activity loss rules are generally applied after other applicable limitations on deductions, including the at risk and basis limitations.

For taxpayers other than corporations in taxable years beginning after December 31, 2020, and before January 1, 2029, an “excess business loss” limitation further limits the deductibility of losses by such taxpayers. An excess business loss is the excess (if any) of a taxpayer’s aggregate deductions for the taxable year that are attributable to the trades or businesses of such taxpayer (determined without regard to the excess business loss limitation) over the aggregate gross income or gain of such taxpayer for the taxable year that is attributable to such trades or businesses plus a threshold amount. The threshold amount is equal to \$250,000, or \$500,000 for taxpayers filing a joint return, in each case, increased by the applicable inflation adjustment. Disallowed excess business losses are treated as a net operating loss carryover to the following tax year. Any losses we generate that are allocated to a unitholder and not otherwise limited by the basis, at risk, or passive loss limitations will be included in the determination of such unitholder’s aggregate trade or business deductions. Consequently, any losses we generate that are not otherwise limited will only be available to offset a unitholder’s other trade or business income plus an amount of non-trade or business income equal to the applicable threshold amount. Thus, except to the extent of the threshold amount, our losses that are not otherwise limited may not offset a unitholder’s non-trade or business income (such as salaries, fees, interest, dividends and capital gains). This excess business loss limitation will be applied after the passive activity loss limitation.

Limitations on Interest Deductions

In general, we are entitled to a deduction for interest paid or accrued on indebtedness properly allocable to our trade or business during our taxable year. However, our deduction for this “business interest” is limited to the sum of our business interest income and 30% of our “adjusted taxable income.” For the purposes of this limitation, our adjusted taxable income is computed without regard to any business interest or business interest income. This limitation is first applied at the partnership level and any deduction for business interest is taken into account in determining our non-separately stated taxable income or loss. Then, in applying this business interest limitation at the partner level, the adjusted taxable income of each of our unitholders is determined without regard to such unitholder’s distributive share of any of our items of income, gain, deduction, or loss and is increased by such unitholder’s distributive share of our excess taxable income, which is generally equal to the excess of 30% of our adjusted taxable income over the amount of our deduction for business interest for a taxable year.

To the extent our deduction for business interest is not limited, we will allocate the full amount of our deduction for business interest among our unitholders in accordance with their percentage interests in us. To the extent our deduction for business interest is limited, the amount of any disallowed deduction for business interest will also be allocated to each unitholder in accordance with their percentage interest in us, but such amount of “excess business interest” will not be currently deductible. Subject to certain limitations and adjustments to a unitholder’s basis in its common units, this excess business interest may be carried forward and deducted by a unitholder in a future taxable year. Further, a unitholder’s basis in his or her common units will generally be increased by the amount of any excess business interest upon a disposition of such common units.

Section 754 Election

We have made the election provided for by Section 754 of the Code, which will generally result in a unitholder being allocated income and deductions calculated by reference to the portion of the unitholder’s purchase price attributable to each asset of the Partnership.

Disposition of Common Units

A unitholder who sells common units will recognize gain or loss equal to the difference between the amount realized and the adjusted tax basis of those common units (taking into account any basis adjustments attributable to previously disallowed interest deductions). A unitholder may not be able to trace basis to particular common units for this purpose. Thus, distributions of cash from us to a unitholder in excess of the income allocated to the unitholder will, in effect, become taxable income if the unitholder sells the common units at a price greater than the unitholder's adjusted tax basis even if the price is less than the unitholder's original cost. Moreover, a portion of the amount realized (whether or not representing gain) will be taxed as ordinary income due to potential recapture items, including depreciation recapture. In addition, because the amount realized includes a unitholder's share of our nonrecourse liabilities, a unitholder may incur a tax liability in excess of the amount of cash the unitholder receives from the sale.

State, Local and Other Tax Considerations

In addition to U.S. federal income taxes, unitholders will likely be subject to other taxes, including state and local income taxes, unincorporated business taxes, and estate, inheritance or intangible taxes that are imposed by the various jurisdictions in which a unitholder resides or in which we conduct business or own property. We own property and conduct business in most states in the United States as well as several provinces in Canada. A unitholder may also be required to file state income tax returns and to pay taxes in various states, even if they do not live in those jurisdictions. As our entire Canadian source income passes through Canadian taxable entities, our unitholders do not have a separate Canadian tax filing obligation as it relates to this income. Unitholders who are not resident in the United States may have additional tax reporting and payment requirements.

A unitholder may be subject to interest and penalties for failure to comply with such requirements. In certain states, tax losses may not produce a tax benefit in the year incurred (if, for example, we have no income from sources within that state) and also may not be available to offset income in subsequent taxable years. Some states may require us, or we may elect, to withhold a percentage of income from amounts to be distributed to a unitholder who is not a resident of the state. Withholding, the amount of which may be more or less than a particular unitholder's income tax liability owed to a particular state, may not relieve the unitholder from the obligation to file an income tax return in that state. Amounts withheld may be treated as if distributed to unitholders for purposes of determining the amounts distributed by us.

Ownership of Common Units by Tax-Exempt Organizations and Certain Other Investors

An investment in common units by tax-exempt organizations (including Individual Retirement Accounts ("IRAs") and other retirement plans) and non-U.S. persons raises issues unique to such persons. Virtually all of our income allocated to a unitholder that is a tax-exempt organization is unrelated business taxable income and, thus, is taxable to such a unitholder. A unitholder who is a nonresident alien, non-U.S. corporation or other non-U.S. person is regarded as being engaged in a trade or business in the United States as a result of ownership of a common unit and, thus, is required to file U.S. federal income tax returns and to pay tax on the unitholder's share of our taxable income and on gain realized from the sale or disposition of common units to the extent the gain is effectively connected with a U.S. trade or business of the non-U.S. unitholder.

Under rules applicable to publicly traded partnerships, distributions to non-U.S. persons are subject to withholding at the highest applicable effective tax rate. In addition, distributions to non-U.S. persons will also be subject to a 10% withholding tax on the amount of any distribution in excess of our cumulative net income. As we do not compute our cumulative net income for such purposes due to the complexity of the calculation and lack of clarity in how it would apply to us, we intend to treat all of our distributions as being in excess of our cumulative net income for such purposes and subject to such 10% withholding tax. Accordingly, distributions to non-U.S. persons will be subject to a combined withholding tax rate equal to the sum of the highest applicable effective tax rate and 10%.

Moreover, the transferee of an interest in a partnership that is engaged in a U.S. trade or business is generally required to withhold 10% of the amount realized by the transferor unless the transferor certifies that it is not a foreign person. While the determination of a partner's "amount realized" generally includes any decrease of a partner's share of the partnership's liabilities, the Treasury regulations provide that the "amount realized" on a transfer of an interest in a publicly traded partnership, such as our common units, will generally be the amount of gross proceeds paid to the broker effecting the applicable transfer on behalf of the transferor, and thus will be determined without regard to any decrease in that partner's share of a publicly traded partnership's liabilities. For a transfer of interests in a publicly traded partnership that is effected through a broker, the obligation to withhold is imposed on the transferor's broker. Prospective foreign unitholders should consult their tax advisors regarding the impact of these rules on an investment in our common units.

Audit Procedures

Publicly-traded partnerships are treated as entities separate from their owners for purposes of U.S. federal income tax audits, judicial review of administrative adjustments by the IRS and tax settlement proceedings. The tax treatment of partnership items of income, gain, loss and deduction are determined in a partnership proceeding rather than in separate proceedings for each of the partners. If the IRS makes audit adjustments to our income tax returns, it may assess and collect any taxes (including any applicable penalties and interest) resulting from such audit adjustment directly from us, unless we elect to have our general partner, unitholders and former unitholders take any audit adjustment into account in accordance with their interests in us during the taxable year under audit. Similarly, if the IRS makes audit adjustments to income tax returns filed by an entity in which we are a member or partner, it may assess and collect any taxes (including penalties and interest) resulting from such audit adjustment directly from such entity.

Available Information

We make available, free of charge on our Internet website at www.plains.com, our annual reports on Form 10-K, quarterly reports on Form 10-Q, current reports on Form 8-K, and amendments to those reports filed or furnished pursuant to Section 13(a) or 15(d) of the Securities Exchange Act of 1934 as soon as reasonably practicable after we electronically file the material with, or furnish it to, the Securities and Exchange Commission (“SEC”). The SEC maintains an Internet site that contains reports, proxy and information statements, and other information regarding issuers that file electronically with the SEC at <http://www.sec.gov>. Our website includes a significant amount of information about us, including financial, sustainability and other information that could be deemed material to investors. Investors and others are encouraged to review the information posted on our website. The information posted on our website is not incorporated by reference into this Annual Report on Form 10-K or any of our other filings with the SEC.

Item 1A. Risk Factors

Unless the context requires otherwise, references herein to our “facilities” includes all of the pipelines, terminals, storage and other assets owned by us. References to the “PAGP Entities” include PAGP GP, PAGP, Plains All American GP LLC, AAP and PAA GP LLC. References to our “general partner,” as the context requires, include any or all of the PAGP Entities. References to the “Plains Entities” include us, our subsidiaries and the PAGP Entities.

Summary of Risk Factors

Risks Related to Our Business

Our business, results of operations, financial condition, cash flows and unit price can be adversely affected by many factors including but not limited to:

- the volume of crude oil, natural gas and NGL shipped, processed, purchased, stored, fractionated and/or gathered at or through the use of our pipelines and facilities, which can be negatively impacted by a variety of factors outside of our control;
- competition in our industry, including recontracting and other risks associated with the general capacity overbuild of midstream energy infrastructure in some of the areas where we operate;
- changes in supply and demand for the products we handle and the services we provide, which can be caused by a variety of factors outside of our control;
- natural disasters, catastrophes, terrorist attacks (including eco-terrorist attacks), process safety failures, equipment failures or other events, including pipeline or facility accidents;
- information or operations technology failures, including cybersecurity attacks, data breaches and other disruptions affecting us, or our service providers;
- risks arising from climate change, energy conservation measures, or initiatives that stimulate demand for alternative forms of energy;
- societal and political pressures from various groups, including opposition to the development or operation of our pipelines and facilities;
- increased concern by financial stakeholders with respect to our governance structure and the perceived social and environmental cost of our industry;
- the overall forward market for crude oil and NGL, and certain market structures, the absence of pricing volatility and other market factors;
- an inability to fully implement or realize expected returns or other anticipated benefits associated with acquisitions/divestitures, joint venture and joint ownership arrangements, and other projects;
- entering into new businesses in connection with our strategy to participate in emerging energy opportunities;
- loss of our investment grade credit rating or a significant reduction in our ability to receive open credit;
- the credit risk of our customers and other counterparties we transact with in the ordinary course of business activities;
- tightened capital markets or other factors that increase our cost of capital or otherwise limit our access to capital;
- the insufficiency of, or non-compliance with, our risk policies;
- our insurance coverage may not fully cover our losses and we may in the future encounter increased costs related to, and lack of availability of, insurance;
- trade tariffs, duties, quotas, inflation, supply disruptions or other factors affecting the commodities and materials we use in our business;
- pandemics, epidemics or other public health events;
- our current or future debt levels, or inability to borrow additional funds or capitalize on business opportunities;
- changes in interest rates and currency exchange rates;
- difficulties recruiting and retaining our workforce;
- an impairment of long-term assets;
- significant under-utilization of certain assets due to fixed costs incurred to obtain the right to use such assets;
- the cost to repair and maintain our assets;
- we do not own all of the land on which our pipelines and facilities are located, which could result in disruptions to our operations; and
- the pace of development of natural gas infrastructure could have an adverse impact on expected crude oil production growth in the Permian Basin.

Risks Related to Laws and Regulations

Our business may be adversely impacted by existing or new laws, executive orders and regulations relating to protection of the environment and wildlife, operational safety, cross-border import/export and tax matters, financial and hedging activities, climate change and related matters.

Risks Inherent in an Investment in Us

Our partnership structure carries inherent risks, including but not limited to:

- cost reimbursements due to our general partner may be substantial and will reduce our cash available for distribution to unitholders;
- cash distributions are not guaranteed and may fluctuate with our performance and the establishment of financial reserves;
- our preferred units have rights, preferences and privileges that are not the same as, and are preferential to, the rights of holders of our common units;
- unitholders may not be able to remove our general partner even if they wish to do so;
- we may issue additional common units without unitholder approval, which would dilute a unitholder's existing ownership interests; and
- conflicts of interest could arise among our general partner and us or our unitholders.

Risks Related to an Investment in Our Debt Securities

Holders of our debt securities are subject to risks including but not limited to:

- the right to receive payments on our outstanding debt securities is unsecured and will be effectively subordinated to our existing and future secured indebtedness and will be structurally subordinated as to any existing and future indebtedness and other obligations of our subsidiaries, other than subsidiaries that may guarantee our debt securities in the future; and
- we do not have the same flexibility as other types of organizations to accumulate cash, which may limit cash available to service our debt securities or to repay them at maturity.

Tax Risks to Common Unitholders and Series B Preferred Unitholders

Our Common Units and Series B Preferred Units are subject to tax risks, which may adversely impact the value of or market for our units and may reduce our cash available for distribution or debt service, including but not limited to:

- our status as a partnership for U.S. federal income tax purposes and not being subject to a material amount of entity-level taxation;
- potential legislative, judicial or administrative changes or differing interpretations, possibly applied on a retroactive basis, or expiration of existing provisions;
- potential audit adjustments to our income tax returns by the IRS or state tax authorities;
- IRS or Canada Revenue Agency ("CRA") contests to the federal income tax positions or inter-country allocations we take;
- our unitholders may be required to pay taxes on their share of our income even if they do not receive any cash distributions from us;
- tax-exempt entities and non-U.S. unitholders face unique tax issues from owning our units;
- taxable gain or loss on the disposition of our common units could be more or less than expected;
- unitholders may be subject to limitation on their ability to deduct interest expense incurred by us;
- our unitholders will likely be subject to state, local and non-U.S. taxes and return filing requirements in states and jurisdictions where they do not live as a result of investing in our units; and
- the tax treatment of income attributable to distributions on our Series B Preferred Units as guaranteed payments for the use of capital creates a different tax treatment for the holders of our Series B Preferred Units than the holders of our common units and such income is not eligible for the 20% deduction for qualified publicly traded partnership income.

Risks Related to Our Business

Our profitability depends on the volume of crude oil, natural gas and NGL shipped, processed, purchased, stored, fractionated and/or gathered at or through the use of our pipelines and facilities, which can be negatively impacted by a variety of factors outside of our control.

Drilling activity, crude oil production and benchmark crude oil prices can fluctuate significantly over time for a wide variety of reasons, including prevailing economic conditions, geopolitical conflicts or events, reduced demand by consumers for end products made with hydrocarbons, increased competition, adverse weather conditions, public health emergencies, and governmental actions and regulations affecting prices and production levels. Crude oil prices may also decline due to actions of domestic or foreign oil producers—they may take actions that create an over-supply of crude oil, and decrease benchmark crude oil prices. If producers reduce drilling activity in response to future declines in such prices, reduced capital market access, increased capital raising costs or adverse governmental or regulatory action including, for example, federal, state or local laws or regulations that restrict drilling activities for environmental, seismic or other reasons, it could adversely impact current or future production levels. In turn, such developments could lead to reduced throughput on our pipelines and at our other facilities, which, depending on the level of production declines, could have a material adverse effect on our business.

Also, except with respect to some of our more recently constructed long haul pipeline assets, third-party shippers generally do not have long-term contractual commitments to ship crude oil on our pipelines. A decision by a shipper to substantially reduce or cease to ship volumes of crude oil on our pipelines could cause a significant decline in our revenues.

To maintain the volumes of crude oil we purchase in connection with our operations, we must continue to contract for new supplies of crude oil to offset volumes lost because of reduced drilling activity by producers, natural declines in crude oil production from depleting wells or volumes lost to competitors. If production declines, competitors with under-utilized assets could adversely impact our ability to secure additional supplies of crude oil.

Our profitability can be negatively affected by a variety of factors stemming from competition in our industry, including recontracting and other risks associated with the general capacity overbuild of midstream energy infrastructure in some of the areas where we operate.

We face competition in all aspects of our business and can give no assurances that we will be able to compete effectively against our competitors. In general, competition comes from a wide variety of participants in a wide variety of contexts, including new entrants and existing participants and in connection with day-to-day business, investment capital projects, acquisitions and joint venture activities. Some of our competitors have capital resources many times greater than ours or control greater supplies of crude oil, natural gas or NGL. In addition, other competitors with significant excess capacity and high financial leverage may be motivated to reduce transportation rates to levels approaching variable operating costs, without regard to whether they are generating an acceptable return on their investment. These competitive risks make it more difficult for us to attract new customers and expose us to increased contract renewal and customer retention risk with respect to our existing customers and make recontracting at favorable rates and volumes more challenging, including, for example, with respect to certain of our long-haul Permian pipelines.

A significant driver of competition in some of the markets where we operate (including, for example, the Eagle Ford, Permian Basin, and Rockies/Bakken areas) stems from the rapid development of new midstream energy infrastructure capacity that was driven by the combination of (i) significant increases in oil and gas production and development in the applicable production areas, both actual and anticipated, (ii) relatively low barriers to entry and (iii) generally widespread access to relatively low cost capital. While this environment presented opportunities for us, many of the areas where we operate have become overbuilt, resulting in an excess of midstream energy infrastructure capacity. In addition, as an established participant in some markets, we also face competition from aggressive new entrants to the market who are willing to provide services at a lower rate of return in order to establish relationships and gain a foothold in the market. In addition, our crude oil and NGL merchant activities utilize many of our pipelines and facilities. Competition that impacts our merchant activities could result in a reduction in the use of our transportation and facilities assets. All of these competitive effects put downward pressure on our throughput and margins and, together with other adverse competitive effects, could have a significant adverse impact on our financial position, cash flows and ability to pay or increase distributions to our unitholders.

With respect to our crude oil activities, our competitors include other crude oil pipelines, the major integrated oil companies, their marketing affiliates, refiners, private equity-backed entities, and independent gatherers, brokers and marketers of widely varying sizes, financial resources and experience. We compete against these companies on the basis of many factors, including geographic proximity to production areas, market access, rates, terms of service, connection costs and other factors.

With regard to our NGL operations, we compete with large oil, natural gas and natural gas liquids companies that may, relative to us, have greater financial resources and access to supplies of natural gas and NGL. The principal elements of competition are rates, processing fees, geographic proximity to the natural gas or NGL mix, available processing and fractionation capacity, transportation alternatives and their associated costs, and access to end-user markets.

Changes in supply and demand for the products we handle, which can be caused by a variety of factors outside of our control, can negatively affect our operating results.

Supply and demand for crude oil and other hydrocarbon products we handle can fluctuate based on a variety of factors, including price, current and future economic conditions, geopolitical conflicts or events, fuel conservation measures, alternative fuel adoption, governmental regulation, including climate change regulations, and technological advances in fuel economy and energy generation and storage technologies. For example, legislative, regulatory or executive actions intended to reduce emissions of greenhouse gases could increase the cost of consuming crude oil and other hydrocarbon products or accelerate the adoption of alternative energy technologies, thereby causing a reduction in the demand for such products. Given that crude oil and petroleum products are global commodities, demand can also be significantly influenced by global market conditions, particularly in key consumption markets such as the United States and China, domestic and foreign political conditions and governmental or regulatory actions (including restrictions on the import or export of crude oil or petroleum products). Demand also depends on the ability and willingness of shippers having access to our transportation assets to satisfy their demand by deliveries through those assets. Decreases in demand for the products we handle, whether at a global level or in areas our assets serve, can negatively affect our operating results.

The supply of crude oil depends on a variety of global political and economic factors, including the reliance of foreign governments on petroleum revenues. Excess global supply of crude oil may negatively impact our operating results by decreasing the price of crude oil and making production and transportation less profitable in areas we service.

Fluctuations in demand for crude oil, such as those caused by refinery downtime or shutdowns, can have a negative effect on our operating results. Specifically, reduced demand in an area serviced by our transportation systems will negatively affect the throughput on such systems. Although the negative impact may be mitigated or overcome by our ability to capture differentials created by demand fluctuations, this ability is dependent on the availability of certain grades of crude oil at specific locations, and thus is largely unpredictable.

Fluctuations in demand for NGL products, whether because of general or industry specific economic conditions, new government regulations, global competition, reduced demand by consumers for products made with NGL products, increased competition from petroleum-based feedstocks due to pricing differences, mild winter weather for some NGL products, particularly propane, or other reasons, could result in a decline in the volume of NGL products we handle or a reduction of the fees we charge for our services or margins we earn. Also, increased supply of NGL products could reduce the value of NGL we handle and reduce the margins realized by us.

NGL and products produced from NGL also compete with products from global markets. Any reduced demand or increased supply for ethane, propane, normal butane, iso-butane or natural gasoline in the markets we access for any of the reasons stated above could adversely affect demand for the services we provide as well as NGL prices, which could negatively impact our operating results.

Natural disasters, catastrophes, terrorist attacks (including eco-terrorist attacks), process safety failures, equipment failures or other events, including pipeline or facility accidents and cyber or other attacks on our electronic and computer systems, could interrupt our operations, hinder our ability to fulfil our contractual obligations and/or result in severe personal injury, property damage and environmental damage, which could have a material adverse effect on our financial position, results of operations and cash flows.

Some of our operations involve risks of personal injury, property damage and environmental damage that could curtail our operations and otherwise materially adversely affect our cash flow. Virtually all of our operations are exposed to potential natural disasters or other natural events, including hurricanes, tornadoes, storms, floods, earthquakes, shifting soil and/or landslides. The location of some of our assets and our customers' assets in the U.S. Gulf Coast region makes them particularly vulnerable to hurricane or tropical storm risk. Our facilities and operations are also vulnerable to accidents caused by process safety failures, equipment failures, or human error. In addition, the U.S. government has previously issued warnings that energy assets, specifically the nation's pipeline infrastructure, may be targets of terrorist organizations. Terrorists may target our physical facilities and hackers may attack our electronic and computer systems.

If one or more of our pipelines or other facilities, including electronic and computer systems, or any facilities or businesses that deliver products, supplies or services to us or that we rely on in order to operate our business, are damaged by severe weather or any other disaster, accident, catastrophe, terrorist attack or event, our operations could be significantly interrupted. In addition, our merchant activities may include purchasing crude oil and NGL that is carried on railcars, tankers or barges. Such cargos are at risk of being damaged or lost because of events such as derailment, marine disaster, inclement weather, mechanical failures, grounding or collision, fire, explosion, environmental accidents, piracy, terrorism and political instability. These incidents or interruptions could involve significant damage or injury to people, property or the environment, and repairs could take anywhere from a few days to several months or more depending on the severity and impact of the event. Any such event that interrupts the revenues generated by our operations, hinders our ability to fulfil our contractual obligations or which causes us to make significant expenditures not covered by insurance, could reduce our profitability, cash flows and cash available for paying distributions to our partners and, accordingly, adversely affect our financial condition and the market price of our securities.

We may also suffer damage (including reputational damage) as a result of a disaster, accident, catastrophe, terrorist attack or other such event. The occurrence of such an event, or a series of such events, especially if one or more of them occurs in a highly populated or sensitive area, could negatively impact public perception of our operations and/or make it more difficult for us to obtain the approvals, permits, licenses or real property interests we need in order to operate our assets or complete planned growth projects or other transactions.

Our business is highly dependent on the use of information and operations technology systems and the unavailability or ineffectiveness of such systems, whether due to cybersecurity attacks, data breaches, human error or other disruptions affecting us, or our service providers, could materially and adversely affect our business, operations, reputation and financial results.

The continuous and uninterrupted operation of the information and operations technology systems and infrastructure we use (collectively, our “IT systems”), which include a broad array of third party and cloud-based software, technologies, tools and security products, is critical to the operation of our business and essential to our ability to perform day-to-day operations. If we are unable to implement, use and maintain effective IT systems, it could have a material adverse effect on our business.

We and certain of our service providers have, from time to time, been subject to cyberattacks. The frequency and magnitude of cyberattacks is expected to increase and attackers are becoming more sophisticated. Infrastructure assets, including pipelines, may be specifically targeted by certain groups, such as “hacktivists,” state-sponsored groups, criminal organizations or private individuals. We may be unable to anticipate, detect or prevent future attacks, particularly as the methodologies used by attackers change frequently or are not recognized until launched, and we may be unable to investigate or remediate incidents because attackers are increasingly using techniques and tools designed to circumvent controls, to avoid detection, and to remove or obfuscate forensic evidence.

Any breach or failure of our IT systems, whether due to cyberattacks or other malfeasance, human error, power failures or other disruptions, could result in interruptions to our operations, damage to our assets, safety incidents, damage to the environment and disclosure of sensitive information (including proprietary business information, critical operating information and data, information regarding our customers, suppliers, royalty owners and business partners, and personally identifiable information of our employees). This could in turn cause us to incur significant costs and liabilities, including ransom payments, remediation costs, legal claims, regulatory enforcement actions, violation of privacy or securities laws and regulations and the loss of contracts or the inability to fulfil our contractual obligations. Any of these events could have a material adverse effect on our operations, financial position and results of operations. In addition, we may be required to invest significant additional resources to enhance our information security and controls or to comply with evolving cybersecurity laws or regulations.

The emergence of new technologies (including generative artificial intelligence) could increase any of the foregoing risks or create new risks. We or our counterparties may rely upon such technologies for our operations or security, which could make us more vulnerable to technology failures. Our competitors may more effectively implement such technologies in their businesses, and we may be unable to compete as effectively. New technologies are also subject to intentional misuse by criminals, terrorists or other bad actors.

We self-insure and thus do not carry insurance specifically for cybersecurity events; however, certain of our insurance policies may allow for coverage of associated damages resulting from such events. If we were to incur a significant liability for which we were not fully insured, or if we incurred costs in excess of reserves established for uninsured or self-insured risks, it could have a material adverse effect on our financial position, results of operations and cash flows.

Our and our customers' operations are subject to various risks arising out of the threat of climate change.

Our and our customers' operations are subject to a number of risks arising out of the threat of climate change, including the adoption of energy conservation measures, initiatives that stimulate demand for alternative forms of energy or limit production of petroleum products, or technological advances in fuel economy and energy generation devices. Any of these could result in increased operating costs, limits on the areas in which oil and natural gas production may occur, and reduced demand for our services or the products we handle. Government initiatives or technological advances may also create new competitive conditions that result in reduced demand for the products our customers produce and, in turn, the services we provide. The potential impact of changing demand for crude oil and natural gas services and products may have a material adverse effect on our business, financial condition, results of operations and cash flows. Additionally, the threat of climate change may negatively impact our business if it results in us restricting, delaying or canceling development activities and new projects.

We are also subject to litigation risks related to climate change as investors, landowners, government agencies and other plaintiffs may target companies in the petroleum industry with lawsuits seeking damages allegedly caused by climate change. Should Plains be targeted by any such litigation, we may incur liability, which, to the extent that societal pressures or political or other factors are involved, could be imposed without regard to causation or contribution to the asserted damage, or to other mitigating factors. Involvement in such a case could have adverse reputational impacts and an unfavorable ruling in any such case could adversely impact our operations and financial condition.

Climate changes that have significant physical effects, such as increased frequency and severity of storms, droughts, floods and other climatic events, as well as shifts in temperature and precipitation patterns have the potential to cause physical damage to our assets or disrupt our supply chains and thus could have an adverse effect on our operations. Our ability to manage the adverse impacts of these events depends in part on the effectiveness of our disaster preparedness and response and business continuity planning, which may not have been considered or be prepared for every eventuality.

The full impact of climate change on our business, as well as the businesses of our customers and suppliers is unknown. Any of the factors discussed above, or any other unanticipated developments, could have a material adverse effect on our business, results of operations and financial condition.

We may face opposition from various groups to the development or operation of our pipelines and facilities and our business may be subject to societal and political pressures.

We may face opposition to the development or operation of our pipelines and facilities from environmental groups, landowners, indigenous groups, local groups and other advocates. Such opposition could take many forms, including organized protests, attempts to block or sabotage our operations, intervention in regulatory or administrative proceedings involving our assets, or lawsuits or other actions designed to prevent, disrupt or delay the development or operation of our assets and business. For example, repairing our pipelines often involves securing consent from individual landowners to access their property; one or more landowners may resist our efforts to make needed repairs, which could lead to an interruption in the operation of the affected pipeline or other facility for a period of time that is significantly longer than would have otherwise been the case. In addition, acts of sabotage or eco-terrorism could cause significant damage or injury to people, property or the environment or lead to extended interruptions of our operations. Any such event that interrupts the revenues generated by our operations, or which causes us to make significant expenditures not covered by insurance, could reduce our cash available for paying distributions to our partners and, accordingly, adversely affect our financial condition and the market price of our securities.

Our business plans are based upon the assumption that societal sentiment and applicable laws and regulations will continue to allow and enable the future development, transportation and use of hydrocarbon-based fuels. Policy decisions relating to the production, refining, transportation and marketing of hydrocarbon-based fuels are subject to political pressures, the negative portrayal of the industry in which we operate by the media and others, and the influence and protests of environmental and other special interest groups. Such negative sentiment regarding the hydrocarbon energy industry could influence consumer preferences and government or regulatory actions, which could, in turn, have an adverse impact on our business.

Activists concerned about the potential effects of climate change have directed their attention towards sources of funding for hydrocarbon energy companies, which has resulted in certain financial institutions, funds and other sources of capital restricting or eliminating their investment in energy-related activities. Ultimately, this could make it more difficult to secure funding for exploration and production activities or energy infrastructure related projects and ongoing operations, and consequently could both indirectly affect demand for our services and directly affect our ability to fund construction or other capital projects and our ongoing operations.

We are subject to scrutiny by financial stakeholders with respect to the perceived social and environmental cost of our industry and our governance structure, which may adversely impact our ability to raise capital from such investors.

Certain financial stakeholders, including certain institutional investors such as public pension funds and banks, have placed importance on the implications and social cost of sustainability matters. Sustainability factors play an important role in the investment decisions made by certain investors and banks, and companies involved in certain industries or with certain governance structures, such as master limited partnerships, are receiving increased scrutiny.

Financial stakeholders' focus and activism related to sustainability and similar matters could constrain our ability to raise capital. Any material limitations on our ability to access capital as a result of such scrutiny could limit our ability to obtain future financing on favorable terms, or at all, or could result in increased financing costs in the future. Similarly, such activism could negatively impact our unit price or the price of our debt, limiting our ability to raise capital through equity issuances or debt financing, or could negatively affect our ability to engage in, expand or pursue our business activities, and could also prevent us from engaging in certain transactions that might otherwise be considered beneficial to us.

Businesses across all industries receive attention from stakeholders related to their sustainability practices. Businesses that do not adapt to or comply with investor or stakeholder expectations and standards, which are continuing to evolve, or businesses that are perceived to have not responded appropriately to concerns related to sustainability matters, regardless of whether there is a legal requirement to do so, may suffer reputational damage and the business, financial condition, and/or equity value of such business entity could be materially and adversely affected. A focus on climate change, societal expectations on companies to address climate change, investor expectations regarding voluntary sustainability-related disclosures, increasing mandatory sustainability disclosures, and consumer demand for alternative forms of energy may result in increased costs, reduced demand for our services or the products we handle, reduced profits, increased legislative and judicial scrutiny, investigations and litigation, reputational damage, and negative impacts on our access to capital markets. We could also be subject to additional governmental investigations, private litigation, or activist campaigns as unitholders may attempt to effect changes to our business or governance practices.

In March 2024, the SEC finalized a set of climate disclosure rules that would mandate extensive disclosure of climate-related risks, including financial impacts, physical and transition risks, climate-related governance and strategy, and GHG emissions, for all U.S.-listed public companies. Several states, including California, have passed or proposed bills requiring similar, or more extensive, climate disclosure rules. These rules have been subject to legal challenges, and in April 2024 the SEC issued a voluntary stay of its rules. Although the outcome of these challenges is not yet known and the ultimate impact of these rules on our business is uncertain, compliance with the rules, if implemented, will result in additional legal, accounting and financial compliance costs. In addition, enhanced climate-related disclosure requirements could influence stakeholders and lenders to restrict or seek more stringent conditions with respect to their investments in certain carbon-intensive sectors.

Our crude oil and NGL merchant activities are influenced by the overall forward market for crude oil and NGL, and certain market structures, the absence of pricing volatility and other market factors may adversely impact our results.

The profitability of our crude oil and NGL merchant activities are dependent on a variety of factors affecting the markets for crude oil and NGL, including regional and international supply and demand imbalances, takeaway availability and constraints, transportation costs and the overall forward market for crude oil and NGL products. Periods when differentials are wide or when there is volatility in the forward market structure are generally more favorable for our merchant activities. During periods where midstream infrastructure is over-built and/or there is a lack of volatility in the pricing structure, our results may be negatively impacted. Depending on the overall duration of these transition periods, how we have allocated our assets to particular strategies and the tenor of our crude oil purchase and sale contracts and storage agreements, these periods may have either an adverse or beneficial effect on the profitability of our merchant activities. In the past, the results of such activities have varied significantly based on market conditions and these activities may continue to experience highly variable results as a result of future changes to the markets for crude oil and NGL.

Joint ventures, joint ownership arrangements and other capital projects pose unique challenges and we may not be able to fully implement or realize synergies, expected returns or other anticipated benefits associated with such projects.

We are involved in many strategic joint ventures and other joint ownership arrangements. We may not always be in complete alignment with our joint venture or joint owner counterparties; we may have differing strategic or commercial objectives and may be outvoted by our joint venture partners or we may disagree on governance matters with respect to the joint venture entity or the jointly owned assets. When we enter into joint ventures or joint ownership arrangements we may be subject to the risk that our counterparties do not fund their obligations. In some joint ventures and joint ownership arrangements we may not be responsible for construction or operation of such projects and will rely on our joint venture or joint owner counterparties for such services. Joint ventures and joint ownership arrangements may also require us to expend additional internal resources that could otherwise be directed to other projects. If we are unable to successfully execute and manage our existing and proposed joint venture and joint owner projects, it could adversely impact our financial and operating results.

We currently participate in a number of projects with various counterparties, and may continue to pursue new capital projects in the future. These projects can involve the expansion, modification, divestiture or combination of existing assets or the construction of new midstream energy infrastructure assets and involve numerous regulatory, environmental, commercial, economic, weather-related, political and legal uncertainties that are beyond our control, including the following:

- We may be unable to realize our forecasted commercial, operational or administrative synergies in connection with our joint ventures and joint ownership arrangements, including the Permian JV;
- Joint ventures and other joint ownership arrangements may demand substantial internal resources and may divert resources and attention from other areas of our business;
- We may construct pipelines, facilities or other assets in anticipation of market demand that dissipates or market growth that never materializes;
- Despite the fact that we will expend significant amounts of capital during the construction phase of growth or expansion projects, revenues associated with these organic growth projects will not materialize until the projects have been completed and placed into commercial service, and the amount of revenue generated from these projects could be significantly lower than anticipated for a variety of reasons;
- As these projects are undertaken, required approvals, permits and licenses may not be obtained, may be delayed, may be obtained with conditions that materially alter the expected return associated with the underlying projects or may be granted and then subsequently withdrawn;
- We may face opposition to our planned projects from environmental groups, landowners, local groups and other advocates, including lawsuits or other actions designed to disrupt or delay our planned projects;
- We may not be able to obtain, or we may be significantly delayed in obtaining, all of the rights of way or other real property interests we need to complete such projects, or the costs we incur in order to obtain such rights of way or other interests may be greater than we anticipated;
- Due to unavailability or costs of materials, supplies, power, labor or equipment, including increased costs associated with any import duties or requirements to source certain supplies or materials from U.S. suppliers or manufacturers, the cost of completing these projects could turn out to be significantly higher than we budgeted and the time it takes to complete construction of these projects and place them into commercial service could be significantly longer than planned; and
- The completion or success of our projects may depend on the completion or success of third-party facilities over which we have no control.

As a result of these uncertainties, the anticipated benefits associated with our joint ventures, joint ownership arrangements and other capital projects may not be achieved or could be delayed. In turn, this could negatively impact our cash flow and our ability to make or increase cash distributions to our partners.

Acquisitions and divestitures involve risks that may adversely affect our business.

Our ability to execute our financial strategy is in part dependent on our ability to complete strategic transactions, including acquisitions, divestitures or sales of interests to strategic partners. If we are unable to successfully complete, integrate or realize the anticipated benefits of future acquisitions or planned divestitures (due to reduced investment in the energy sector, governmental action, litigation, counterparty non-performance or other factors), it may be more difficult for us to implement our business strategies, maintain our desired leverage levels, increase returns to equity holders or otherwise accomplish our financial goals. In addition, in connection with our divestitures, we may agree to retain responsibility for certain liabilities that relate to our period of ownership, which could adversely impact our future financial performance.

Acquisitions also involve potential risks, including:

- performance from the acquired businesses or assets that is below the forecasts we used in evaluating the acquisition;
- a significant increase in our indebtedness and working capital requirements;
- the inability to timely and effectively integrate the operations of recently acquired businesses or assets;
- the incurrence of substantial unforeseen environmental and other liabilities arising out of the acquired businesses or assets for which we are either not fully insured or indemnified, including liabilities arising from the operation of the acquired businesses or assets prior to our acquisition;
- risks associated with operating in lines of business that are distinct and separate from our historical operations;
- customer or key employee loss from the acquired businesses; and
- the diversion of management's attention from other business concerns.

Any of these factors could adversely affect our ability to achieve anticipated levels of cash flows or other benefits from our acquisitions, pay distributions to our partners or meet our debt service requirements.

We may enter into new businesses in connection with our strategy to participate in emerging energy opportunities. If we are unable to execute on this strategy or operate these new lines of business effectively, our future growth could be limited. These new lines of business may never develop or may present risks that we cannot effectively manage.

As part of our strategy, we intend to evaluate the potential to repurpose certain under-utilized assets for an alternative use in emerging energy opportunities. This may involve entering into new lines of businesses, which present different challenges and risks. We may be unable to execute on our business plans, demand for these new services may not develop on a large or economic scale, or we may fail to operate these businesses effectively. In addition, we may not be able to compete with companies who also plan to enter into these new lines of business, and who may be larger than us and may have greater financial resources to devote to these businesses. These new businesses may also present novel issues in law, taxation, safety or environmental policy, and other areas that we may not be able to manage effectively. Management's assessment of the risks in these new lines of business may be inexact and not identify or resolve all the problems that we would face. If we are not able to enter into these new lines of business effectively or at all, it could limit our future growth if such emerging energy businesses grow and become a more important part of the energy industry.

We are exposed to the credit risk of our customers and other counterparties we transact with in the ordinary course of our business activities.

Risks of nonpayment and nonperformance by customers or other counterparties are a significant consideration in our business. Although we have credit risk management policies and procedures that are designed to mitigate and limit our exposure in this area, there can be no assurance that we have adequately assessed and managed the creditworthiness of our existing or future counterparties or that there will not be an unanticipated deterioration in their creditworthiness or unexpected instances of nonpayment or nonperformance, all of which could have an adverse impact on our cash flow and our ability to pay or increase our cash distributions to our partners.

We have a number of minimum volume commitment contracts that support our pipelines. In addition, certain of the pipelines in which we own a joint venture interest have minimum volume commitment contracts. Pursuant to such contracts, shippers are obligated to pay for a minimum volume of transportation service regardless of whether such volume is actually shipped (typically referred to as a deficiency payment), subject to the receipt of credits that typically expire if not used by a certain date. While such contracts provide greater revenue certainty, if the applicable shipper fails to transport the minimum required volume and is required to make a deficiency payment, under applicable accounting rules, the revenue associated with such deficiency payment may not be recognized until the applicable transportation credit has expired or has been used. Deferred revenue associated with movements by shippers of volumes that are less than minimum volume commitments could be significant and could adversely affect our profitability and earnings.

In addition, in those cases in which we provide division order services for crude oil purchased at the wellhead, we may be responsible for distribution of proceeds to all parties. In other cases, we pay all of or a portion of the production proceeds to an operator who distributes these proceeds to the various interest owners. These arrangements expose us to operator credit risk, and there can be no assurance that we will not experience losses in dealings with such operators and other parties.

Further, to the extent one or more of our major customers experiences financial distress or commences bankruptcy proceedings, contracts with such customers (including contracts that are supported by acreage dedications) may be subject to renegotiation or rejection under applicable provisions of the United States Bankruptcy Code. Any such renegotiation or rejection could have an adverse effect on our revenue and cash flows and our ability to make cash distributions to our unitholders.

We have also undertaken numerous projects that require cooperation with and performance by joint venture co-owners. In addition, in connection with various acquisition, divestiture, joint venture and other transactions, we often receive indemnifications from various parties for certain risks or liabilities. Nonperformance by any of these parties could result in increased costs or other adverse consequences that could decrease our earnings and returns.

We also rely to a significant degree on the banks that lend to us under our revolving credit facility for financial liquidity, and any failure of those banks to perform their obligations to us could significantly impair our liquidity. Furthermore, nonpayment by the counterparties to our interest rate and/or commodity derivatives could expose us to additional interest rate and/or commodity price risk.

Tightened capital markets or other factors that increase our cost of capital or otherwise limit our access to capital could impair our ability to achieve our strategic objectives.

Any limitations on our access to capital or increase in the cost of that capital could significantly impair the implementation of our strategy. Our inability to maintain our targeted credit profile, including maintaining our credit ratings, could adversely affect our cost of capital as well as our ability to execute our strategy. In addition, a variety of factors beyond our control could impact the availability or cost of capital, including domestic or international economic conditions, increases in key benchmark interest rates and/or credit spreads, the adoption of new or amended banking or capital market laws or regulations, the re-pricing of market risks and volatility in capital and financial markets.

Due to these factors, we cannot be certain that funding for our capital needs will be available from bank credit arrangements, capital markets or other sources on acceptable terms. If funding is not available when needed, or is available only on unfavorable terms, we may be unable to implement our development plans, enhance our existing business, complete strategic projects and transactions, take advantage of business opportunities or respond to competitive pressures, any of which could have a material adverse effect on our cash flows and results of operations.

Our risk policies cannot eliminate all risks and the insufficiency of, or non-compliance with our risk policies could result in significant financial losses.

Generally, it is our policy to establish a margin for crude oil or other products we purchase by selling such products for physical delivery to third-party users, or by entering into futures or derivative contracts that require future delivery or financial settlement, as applicable. Through these transactions, we seek to maintain a position that is substantially balanced between purchases on the one hand, and sales or future delivery obligations on the other hand. Our policy is not to acquire and hold physical inventory or derivative products for the purpose of speculating on commodity price changes. These policies and practices cannot, however, eliminate all risks. For example, any event that disrupts our anticipated physical supply of crude oil or other products could expose us to risk of loss resulting from price changes. We are also exposed to basis risk when crude oil or other products are purchased against one pricing index or benchmark and sold against a different index or benchmark. We may also face disruptions to futures markets for crude oil, NGL and other petroleum products, which may impair our ability to execute our commercial or hedging strategies. Margin requirements due to spikes or crashes in commodity prices may require us to exit hedge strategies at inopportune times. We are also exposed to some risks that are not hedged, including risks on certain of our inventory, such as linefill, which must be maintained in order to transport crude oil on our pipelines. In an effort to maintain a balanced position, specifically authorized personnel can purchase or sell crude oil and NGL, up to predefined limits and authorizations. Although this activity is monitored independently by our risk management function, it exposes us to commodity price risks within these limits.

We have taken steps within our organization to implement processes and procedures designed to detect unauthorized trading and non-compliance with our risk policies; however, we can provide no assurance that these steps will detect and prevent all violations of our risk policies and procedures, particularly if deception, collusion or other intentional misconduct is involved.

Our insurance coverage may not fully cover our losses and we may in the future encounter increased costs related to, and lack of availability of, insurance.

While we maintain insurance coverage at levels that we believe to be reasonable and prudent, we can provide no assurance that our current levels of insurance will be sufficient to cover any losses that we have incurred or may incur in the future, whether due to deductibles, coverage challenges or other limitations. In addition, over the last several years, as the scale and scope of our business activities has expanded, the breadth and depth of available insurance markets has contracted. As a result of these factors and other market conditions, as well as the fact that we have experienced several incidents in the past, premiums and deductibles for certain insurance policies have increased substantially. Accordingly, we can give no assurance that we will be able to maintain adequate insurance in the future at rates or on other terms we consider commercially reasonable. In addition, although we believe that we currently maintain adequate insurance coverage, insurance will not cover many types of interruptions or losses that might occur and will not cover all risks associated with our operations. In addition, the proceeds of any such insurance may not be paid in a timely manner and may be insufficient if such an event were to occur. The occurrence of a significant event, the consequences of which are either not covered by insurance or not fully insured, or a significant delay in, or denial of, the payment of a major insurance claim, could materially and adversely affect our financial position, results of operations and cash flows. For a discussion of our Line 901 Incident insurance receivable, please read Item 7. “Management’s Discussion and Analysis of Financial Condition and Results of Operations—Critical Accounting Policies and Estimates— Line 901 Incident Insurance Receivable” and Note 18 to our Consolidated Financial Statements.

Trade tariffs, duties, quotas, inflation, supply disruptions or other factors affecting the commodities and materials we use in our business could have a material and adverse impact on our results of operations, financial condition and cash flows.

Many of the commodities and materials we use in our business are imported and exported. We export crude oil and NGL from Canada into U.S. markets. To the extent these products become subject to import tariffs in the U.S., it could expose us to costs that we cannot recover from our customers. Existing and future trade tariffs, import duties and quotas could also materially increase our costs of procuring the commodities and materials we use and disrupt the markets for the products we handle, which in turn could have a material adverse effect on our financial position, results of operations and cash flows.

Our business requires access to steel and other materials to construct and maintain new and existing pipelines and facilities. If we experience a shortage in the supply of these materials or are unable to source sufficient quantities of high quality materials at acceptable prices and in a timely manner, it could materially and adversely affect our ability to construct new infrastructure and maintain our existing assets.

Our business also depends on having access to significant amounts of electricity and other commodities. If we are unable to obtain commodities sufficient to operate and maintain our assets, or only able to do so at commercially unreasonable prices, it could materially and adversely affect our business.

Supply chain disruptions and inflation of prices for commodities, materials, products and shipping may make it more challenging to obtain sufficient quantities of high quality materials at acceptable prices and in a timely manner. If we are unable to source such materials, it could materially and adversely affect our ability to construct new infrastructure and operate and maintain our existing assets.

Our business, results of operations, financial condition, cash flows and unit price can be adversely affected by pandemics, epidemics or other public health events.

Our business, results of operations, financial condition, cash flows and unit price can be adversely affected by pandemics, epidemics or other public health events. Such events may cause widespread economic disruption and result in material reductions in demand for crude oil, NGL and other petroleum products, which in turn may result in significant declines in the volume of crude oil and NGL shipped, processed, purchased, stored, fractionated and/or gathered at or through the use of many of our assets. The effects of a public health event depend on a wide variety of factors that are outside of our control, including the clinical severity and transmissibility of the virus or pathogen; the development, deployment, adoption and effectiveness of treatments and vaccines; the capacity of healthcare systems and public health infrastructure; and the response of public health authorities, governments and individuals in areas impacted by such event.

Loss of our investment grade credit rating or the ability to receive open credit could negatively affect our borrowing costs, ability to purchase crude oil, NGL and natural gas supplies or to capitalize on market opportunities.

Our business is dependent on our ability to maintain an attractive credit rating and continue to receive open credit from our suppliers and trade counterparties. Our senior unsecured debt is currently rated as “investment grade” by Standard & Poor’s, Moody’s Investors Service and Fitch Ratings Inc. A downgrade by such agencies to a level below investment grade could increase our borrowing costs, reduce our borrowing capacity and cause our counterparties to reduce the amount of open credit we receive from them. This could negatively impact our ability to capitalize on market opportunities. For example, our ability to utilize our crude oil storage capacity for merchant activities to capture contango market opportunities is dependent upon having adequate credit facilities, both in terms of the total amount of credit facilities and the cost of such credit facilities, which enables us to finance the storage of the crude oil from the time we complete the purchase of the crude oil until the time we complete the sale of the crude oil. Accordingly, loss of our investment grade credit ratings could adversely impact our cash flows, our ability to make distributions and the value of our outstanding equity and debt securities.

The terms of our indebtedness may limit our ability to borrow additional funds or capitalize on business opportunities. In addition, our current or future debt levels, or inability to borrow additional funds or capitalize on business opportunities, may limit our future financial and operating flexibility.

As of December 31, 2024, the face value of our consolidated debt outstanding was approximately \$7.7 billion (excluding unamortized discounts and debt issuance costs of approximately \$42 million), consisting of approximately \$7.3 billion face value of long-term debt (including senior notes and finance lease obligations) and approximately \$408 million of short-term borrowings. As of December 31, 2024, we had over \$2.6 billion of liquidity available, including cash and cash equivalents and available borrowing capacity under our senior unsecured revolving credit facility and our senior secured hedged inventory facility, subject to continued covenant compliance. Lower Adjusted EBITDA could increase our leverage ratios and effectively reduce our ability to incur additional indebtedness.

The amount of our current or future indebtedness could have significant effects on our operations, including, among other things:

- a significant portion of our cash flow will be dedicated to the payment of principal and interest on our indebtedness and may not be available for other purposes, including the payment of distributions on our units and capital expenditures;
- credit rating agencies may view our debt level negatively;
- covenants contained in our existing debt arrangements will require us to continue to meet financial tests that may adversely affect our flexibility to plan for and react to changes in our business;

- our ability to obtain additional financing for working capital, capital expenditures, acquisitions and general partnership purposes may be limited;
- we may be at a competitive disadvantage relative to similar companies that have less debt; and
- we may be more vulnerable to adverse economic and industry conditions as a result of our significant debt level.

Our credit agreements prohibit distributions on, or purchases or redemptions of, units if any default or event of default is continuing. In addition, the agreements contain various covenants limiting our ability to, among other things, incur indebtedness if certain financial ratios are not maintained, grant liens, engage in transactions with affiliates, enter into sale-leaseback transactions, and sell substantially all of our assets or enter into a merger or consolidation. Our credit facilities treat a change of control as an event of default and also requires us to maintain a certain debt coverage ratio. Our senior notes do not restrict distributions to unitholders, but a default under our credit agreements will be treated as a default under the senior notes. Please read Item 7. “Management’s Discussion and Analysis of Financial Condition and Results of Operations—Liquidity and Capital Resources—Credit Agreements, Commercial Paper Program and Indentures.”

Our ability to access capital markets to raise capital on favorable terms will be affected by our debt level, our operating and financial performance, the amount of our current maturities and debt maturing in the next several years, and by prevailing market conditions. In addition, if the rating agencies were to downgrade our credit ratings, then we could experience an increase in our borrowing costs, face difficulty accessing capital markets or incurring additional indebtedness, be unable to receive open credit from our suppliers and trade counterparties, be unable to benefit from swings in market prices and shifts in market structure during periods of volatility in the crude oil market or suffer a reduction in the market price of our common units. If we are unable to access the capital markets on favorable terms at the time a debt obligation becomes due in the future, we might be forced to refinance some of our debt obligations through more expensive and restrictive bank credit, as opposed to long-term public debt securities or equity securities, or the sale of assets. The price and terms upon which we might receive such extensions or additional bank credit, if at all, could be more onerous than those contained in existing debt agreements. Any such arrangements could, in turn, increase the risk that our leverage may adversely affect our future financial and operating flexibility and thereby impact our ability to execute our capital allocation strategies and priorities.

Increases in interest rates could adversely affect our business and the trading price of our units.

As of December 31, 2024, the face value of our consolidated debt was approximately \$7.7 billion (excluding unamortized discounts and debt issuance costs of approximately \$42 million), substantially all of which was at fixed interest rates. Significant increases in interest rates above current levels could adversely affect our results of operations, cash flows and financial position due to, among other things:

- Our exposure to market risk due to the short-term nature of our commercial paper borrowings and the floating interest rates on our credit facilities;
- Any potential refinancing of our indebtedness at rates higher than historical amounts;
- Increasing interest costs associated with the storage of hedged crude oil and NGL inventory in our merchant activities; and
- Distributions payable on our Series B preferred units, which accumulate for each distribution period at a percentage of the liquidation preference equal to the applicable three-month Secured Overnight Financing Rate (SOFR), plus a credit spread adjustment of 0.26161%, plus 4.11% per annum.

Further, the trading price of our common units may be sensitive to changes in interest rates and any rise in interest rates could adversely impact such trading price.

Changes in currency exchange rates could adversely affect our operating results.

Because we are a U.S. dollar reporting company and also conduct operations in Canada, we are exposed to currency fluctuations and exchange rate risks that may adversely affect the U.S. dollar value of our earnings, cash flow and partners’ capital under applicable accounting rules. For example, if the U.S. dollar appreciates against the Canadian dollar, the U.S. dollar value of our Canadian dollar denominated earnings is reduced for U.S. reporting purposes.

Our business requires the retention and recruitment of a skilled workforce, and difficulties retaining and recruiting our workforce could result in a failure to implement our business plans.

Our operations and management require the retention and recruitment of a skilled workforce, including engineers, technical personnel and other professionals. We and our affiliates compete with other companies both within and outside the energy industry for this skilled workforce, and other employers may be able to offer potential employees higher salaries, more attractive benefits or work arrangements or opportunities to work in industries with greater perceived status or growth potential. If we are unable to (i) retain current employees; and/or (ii) recruit new employees of comparable knowledge and experience, our business could be negatively impacted. In addition, we could experience increased costs to retain current employees and recruit new employees.

An impairment of long-term assets could reduce our earnings.

At December 31, 2024, we had approximately \$15.4 billion of net property and equipment, \$968 million of linefill, \$2.8 billion of investments accounted for under the equity method of accounting and approximately \$1.7 billion of net intangible assets capitalized on our balance sheet. GAAP requires an assessment for impairment in certain circumstances, including when there is an indication that the carrying value of property and equipment may not be recoverable. If we were to determine that any of our property and equipment, linefill, intangibles or equity method investments was impaired, we could be required to take an immediate charge to earnings, which could adversely impact our operating results, with a corresponding reduction of partners' capital and increase in balance sheet leverage as measured by debt-to-total capitalization. See Item 7. "Management's Discussion and Analysis of Financial Condition and Results of Operations—Critical Accounting Policies and Estimates" for additional discussion of our accounting policies and use of estimates associated with impairments.

We are dependent on the use or availability of third-party assets for certain of our operations.

Certain of our business activities require the use or availability of third-party assets over which we may have little or no control. If at any time the availability of these assets is limited or denied, and if access to alternative assets cannot be arranged, it could have an adverse effect on our business, results of operations and cash flow.

Significant under-utilization of certain assets could significantly reduce our profitability due to fixed costs incurred to obtain the right to use such assets.

From time to time in connection with our business, we may lease or otherwise secure the right to use certain assets (such as railcars, trucks, barges, ships, pipeline capacity, storage capacity and other similar assets) with the expectation that the revenues we generate through the use of such assets will be greater than the fixed costs we incur pursuant to the applicable leases or other arrangements. However, when such assets are not utilized or are under-utilized, our profitability could be negatively impacted because the revenues we earn are either non-existent or reduced, but we remain obligated to continue paying any applicable fixed charges, in addition to the potential of incurring other costs attributable to the non-utilization of such assets (such as maintenance, storage or other costs). Significant under-utilization of assets we lease or otherwise secure the right to use in connection with our business could have a significant negative impact on our profitability and cash flows.

Many of our assets have been in service for many years and require significant expenditures to maintain them or remove them from service. As a result, our maintenance, repair or asset retirement costs may increase in the future.

Our pipelines, terminals, storage and processing and fractionation assets are generally long-lived assets, and many of them have been in service for many years. The age and condition of our assets could result in increased maintenance, repair or asset retirement expenditures in the future. Any significant increase in these expenditures could adversely affect our results of operations, financial position or cash flows, as well as our ability to make cash distributions to our unitholders.

We do not own all of the land on which our pipelines and facilities are located, which could result in disruptions to our operations.

We do not own all of the land on which our pipelines and facilities have been constructed, and therefore are potentially subject to more onerous terms and/or increased costs to retain necessary land use if we do not have valid rights-of-way or if such rights-of-way lapse or terminate. In some instances, we obtain the rights to construct and operate our pipelines on land owned by third parties and governmental agencies for a specific period of time. Following a decision issued in May 2017 by the Tenth Circuit Court of Appeals, tribal ownership of even a very small fractional interest in tribal land owned or at one time owned by an individual Native American landowner bars condemnation of any interest in the allotment. Consequently, the inability to condemn such allotted lands under circumstances where existing pipeline rights-of-way may soon lapse or terminate serves as an additional potential impediment for pipeline operations. Additionally, parts of our operations cross land that has historically been apportioned to various Native American/First Nations tribes, who may exercise significant jurisdiction and sovereignty over their lands. For more information, see our regulatory disclosure entitled “Indigenous Protections.” We cannot guarantee that we will always be able to renew existing rights-of-way or obtain new rights-of-way on favorable terms without experiencing significant delays and costs. Any loss of rights with respect to real property, through our inability to renew right-of-way contracts or otherwise, could have a material adverse effect on our business, results of operations, and financial position.

The pace of development of natural gas infrastructure could have an adverse impact on expected crude oil production growth in the Permian Basin.

In certain areas where we operate (e.g., the Permian Basin), development of natural gas infrastructure is or may be required to increase accessible supply in order to meet projected demand. Slowdowns in the development of such natural gas infrastructure, whether due to the regulatory environment, permitting process delays or lower financial investment by producers, could have an adverse impact on expected crude oil production growth. In turn, such limitations could lead to lower volumes of crude oil we purchase in connection with our operations and reduced throughput on our pipelines and at our other facilities, which, depending on the impact to production growth, could have a material adverse effect on our financial position, results of operations and cash flows.

Risks Related to Laws and Regulations

Our operations are subject to laws and regulations relating to protection of the environment (people, property and natural resources), operational safety, climate change and related matters that may expose us to significant costs and liabilities. The current laws and regulations affecting our business are subject to change and in the future we may be subject to additional laws, executive orders and regulations, which could adversely impact our business.

Our operations involving the storage, treatment, processing, and transportation of liquid hydrocarbons, including crude oil, NGL and natural gas, are subject to stringent federal, state, and local laws and regulations governing the discharge of materials into the environment. Our operations are also subject to laws and regulations relating to protection of the environment, natural resources, operational safety, climate change and related matters. Compliance with these laws and regulations may increase our overall cost of doing business, including our capital costs to construct, maintain and upgrade equipment and facilities. Also, new or additional laws and regulations, new interpretations of existing requirements or changes in our operations could trigger new permitting requirements applicable to our operations, which could result in increased costs or delays of, or denial of rights to conduct, our development programs. The failure to comply with any such laws and regulations could result in the assessment of administrative, civil, and criminal penalties, the imposition of investigatory or remedial obligations or the incurrence of capital expenditures, the costs of which may be substantial. Any such failure could also result in the imposition of restrictions, delays or cancellations in the permitting or performance of projects, or the issuance of injunctions that may subject us to additional operational requirements and constraints, or claims of damages to property or persons. The laws and regulations applicable to our operations are subject to change and interpretation by the relevant governmental agency, including the possibility that exemptions we currently qualify for may be modified or changed in ways that require us to incur significant additional compliance costs. Our business and operations may also become subject to new or additional laws or regulations. For example, certain U.S. presidential administrations have pursued regulatory agendas focused on the emission of GHGs or other pollutants that could curtail oil and natural gas production and transportation. Potential examples include laws, rules, executive orders or regulations that limit fracturing of oil and natural gas wells, restrictions on flaring and venting during natural gas production on federal properties, limitations or bans on oil and gas leases on federal lands and offshore waters, increased requirements for construction and permitting of pipeline infrastructure and LNG export facilities, and further restrictions on GHG emissions from oil and gas facilities. Any new laws, executive orders or regulations, or changes to or interpretations of existing laws or regulations, adverse to us could have a material adverse effect on our financial position, results of operations and cash flows.

We have a history of making incremental additions to the miles of pipelines we own, both through acquisitions and investment capital projects. We have also increased our terminal and storage capacity and operate several facilities on or near navigable waters and domestic water supplies. Although we have implemented programs intended to maintain the integrity of our assets (discussed below), as we increase the capacity of our existing assets or acquire additional assets we are at risk for an increase in the number and/or volume of releases of liquid hydrocarbons into the environment. These releases expose us to potentially substantial expense, including clean-up and remediation costs, fines and penalties, and third-party claims for personal injury or property damage related to past or future releases. Some of these expenses could increase by amounts disproportionately higher than the relative increase in pipeline mileage and the increase in revenues associated therewith.

We currently devote substantial resources to comply with DOT-mandated pipeline integrity rules. The DOT regulations include requirements for the establishment of pipeline integrity management programs and for protection of HCAs where a pipeline leak or rupture could produce significant adverse consequences. Pipeline safety regulations are revised frequently. For more information, please see our regulatory disclosure entitled "Pipeline Safety/Integrity Management." The adoption of new regulations requiring more comprehensive or stringent safety standards could require us to install new or modified safety controls, pursue new capital projects, or conduct maintenance programs on an accelerated basis, all of which could require us to incur increased operational costs that could be significant.

Although we continue to focus on pipeline and facility integrity management as a primary operational emphasis, doing so requires substantial time and resources and cannot eliminate all risk of releases. We have an internal review process pursuant to which we examine various aspects of our pipeline and gathering systems that are not currently subject to the DOT pipeline integrity management mandate. The purpose of this process is to review the surrounding environment, condition and operating history of these pipeline and gathering assets to determine if such assets warrant additional investment or replacement. Accordingly, in addition to potential cost increases related to unanticipated regulatory changes or injunctive remedies resulting from regulatory agency enforcement actions, we may elect (as a result of our own internal initiatives) to spend substantial sums to enhance the integrity of and upgrade our pipeline systems to maintain environmental compliance and, in some cases, we may take pipelines out of service if we believe the cost of upgrades will exceed the value of the pipelines. We cannot provide any assurance as to the ultimate amount or timing of future pipeline integrity expenditures but any such expenditures could be significant. See "Environmental — General" in Note 18 to our Consolidated Financial Statements. In addition, despite our pipeline and facility integrity management efforts, we can provide no assurance that our pipelines and facilities will not experience leaks or releases or that we will be able to fully comply with all of the federal, state and local laws and regulations applicable to the operation of our pipelines or facilities; any such leaks or releases could be material and could have a significant adverse impact on our reputation, financial position, cash flows and ability to pay or increase distributions to our unitholders.

Our assets are subject to federal, state and provincial regulation. Rate regulation or a successful challenge to the rates we charge on our U.S. and Canadian pipeline systems may reduce the amount of cash we generate.

Our U.S. interstate common carrier liquids pipelines are subject to regulation by various federal regulatory agencies, including the FERC under the ICA. The ICA requires that tariff rates and terms and conditions of service for liquids pipelines be just and reasonable and not unduly discriminatory. We are also subject to the Pipeline Safety Regulations of the DOT. Our intrastate pipeline transportation activities are subject to various state laws and regulations as well as orders of state regulatory bodies.

For our U.S. interstate common carrier liquids pipelines subject to FERC regulation under the ICA, shippers may protest our pipeline tariff filings or file complaints against our existing rates or complaints alleging that we are engaging in discriminatory behavior. The FERC can also investigate on its own initiative. Under certain circumstances, the FERC could limit our ability to set rates based on our costs, or could order us to reduce our rates and could require the payment of reparations to complaining shippers for up to two years prior to the complaint.

In addition, we routinely monitor the public filings and proceedings of other parties with the FERC and other regulatory agencies in an effort to identify issues that could potentially impact our business. Under certain circumstances we may choose to intervene in such third-party proceedings in order to express our support for, or our opposition to, various issues raised by the parties to such proceedings. For example, if we believe that a petition filed with, or order issued by, the FERC is improper, overbroad or otherwise flawed, we may attempt to intervene in such proceedings for the purpose of protesting such petition or order and requesting appropriate action such as a clarification, rehearing or other remedy. Despite such efforts, we can provide no assurance that the FERC and other agencies that regulate our business will not issue future orders or declarations that increase our costs or otherwise adversely affect our operations.

Our Canadian pipelines are subject to regulation by the CER and by provincial authorities. Under the Canadian Energy Regulator Act, the CER could investigate the tariff rates or the terms and conditions of service relating to a jurisdictional pipeline on its own initiative upon the filing of a toll or tariff application, or upon the filing of a written complaint. If the CER found the rates or terms of service relating to such pipeline to be unjust or unreasonable or unjustly discriminatory, the CER could require us to change our rates, provide access to other shippers, or change our terms of service. A provincial authority could, on the application of a shipper or other interested party, investigate the tariff rates or our terms and conditions of service relating to our provincially-regulated proprietary pipelines. If it found our rates or terms of service to be contrary to statutory requirements, it could impose conditions it considers appropriate. A provincial authority could declare a pipeline to be a common carrier pipeline, and require us to change our rates, provide access to other shippers, or otherwise alter our terms of service. Any reduction in our tariff rates would result in lower revenue and cash flows.

Some of our operations cross the U.S./Canada border and are subject to cross-border regulation.

Our cross border activities subject us to regulatory matters, including import and export licenses, trade tariffs, Canadian and U.S. customs and tax issues and toxic substance certifications. Such regulations include the USMCA and the TSCA. Violations of these licensing, trade tariff and tax reporting requirements could result in the imposition of significant administrative, civil and criminal penalties. Furthermore, Presidential Permits that allow cross-border movements of crude oil may be revoked or terminated at any time.

Our purchases and sales of crude oil, natural gas and NGL, and hedging activities, expose us to potential regulatory risks.

The FTC, the FERC and the CFTC hold statutory authority to monitor certain segments of the physical and futures energy commodities markets. These agencies have imposed broad regulations prohibiting fraud and manipulation of such markets. With regard to our physical purchases and sales of crude oil, natural gas or NGL and any related hedging activities that we undertake, we are required to observe the market-related regulations enforced by these agencies, which hold substantial enforcement authority. Our purchases and sales may also be subject to certain reporting and other requirements. Additionally, to the extent that we enter into transportation contracts with pipelines that are subject to FERC regulation, we are subject to FERC requirements related to the use of such capacity. Any failure on our part to comply with the regulations and policies of the FERC, the FTC or the CFTC could result in the imposition of civil and criminal penalties. Failure to comply with such regulations, as interpreted and enforced, could have a material adverse effect on our business, results of operations, financial condition and our ability to make cash distributions to our unitholders.

Existing or future derivatives legislation and regulations could have an adverse impact on our ability to use derivative instruments to reduce the effect of commodity price, interest rate and other risks associated with our business and increase the amount of working capital required to conduct these hedging activities.

The Dodd-Frank Wall Street Reform and Consumer Protection Act (the “Dodd-Frank Act”) established federal oversight and regulation of derivative markets and entities, such as us, that participate in those markets. The CFTC has promulgated implementing regulations with respect to the Dodd-Frank Act.

The CFTC has designated certain interest rate swaps and credit default swaps for mandatory clearing, and the associated rules require us, in connection with covered derivative activities, to comply with clearing and trade-execution requirements or take steps to qualify for an exemption from such requirements. We do not utilize credit default swaps, and we qualify for, and expect to continue to qualify for, the end-user exception from the mandatory clearing requirements for swaps entered into to hedge our interest rate risks. Should the CFTC designate commodity derivatives for mandatory clearing, we would expect to qualify for an end-user exception from the mandatory clearing requirements for swaps entered into to hedge our commodity price risk. However, the majority of our financial derivative transactions used for hedging commodity price risks are currently executed and cleared over exchanges that require the posting of margin or letters of credit based on initial and variation margin requirements. Pursuant to the Dodd Frank Act, however, the CFTC or federal banking regulators may require the posting of collateral with respect to uncleared interest rate and commodity derivative transactions.

Certain banking regulators and the CFTC have adopted final rules establishing minimum margin requirements for uncleared swaps. Although we qualify for the end-user exception from margin requirements for swaps entered into to hedge commercial risks, if any of our swaps do not qualify for the commercial end-user exception, or if we are otherwise required to post additional cash margin or collateral, it could reduce our ability to execute hedges necessary to reduce commodity price exposures and protect cash flows. Posting of additional cash margin or collateral could affect our liquidity (defined as unrestricted cash on hand plus available capacity under our credit facilities) and reduce our ability to use cash for capital expenditures or other partnership purposes.

Even if we ourselves are not required to post additional cash margin or collateral for our derivative contracts, the banks and other derivatives dealers who are our contractual counterparties will be required to comply with other new requirements under the Dodd-Frank Act and related rules. The costs of such compliance may be passed on to customers such as ourselves, thus decreasing the benefits to us of hedging transactions or reducing our profitability. In addition, implementation of the Dodd-Frank Act and related rules and regulations could reduce the overall liquidity and depth of the markets for financial and other derivatives we utilize in connection with our business, which could expose us to additional risks or limit the opportunities we are able to capture by limiting the extent to which we are able to execute our hedging strategies.

The current statutory or regulatory provisions implementing derivatives regulations could be amended, and we cannot predict the impact on our hedging activities of any future amendments. Any such changes could have a material adverse effect on us, our financial condition and our results of operations.

Legislation, executive orders and regulatory initiatives relating to climate change could have a material adverse effect on our business, demand for our services, financial condition, results of operations and cash flows.

The adoption and implementation of any international, federal, regional or state legislation, executive actions, regulations or other regulatory and policy initiatives that impose more stringent standards for GHG emissions, restrict the areas in which the oil and gas industry may produce crude oil and natural gas or generate GHG emissions, increase scrutiny of environmental permitting or delay such permitting reviews, require enhanced disclosure of such GHG emission and other climate-related information, or promote and subsidize lower GHG-emitting, alternative energy products, could result in reduced demand for crude oil and natural gas, and thus our services, as well as increase our compliance costs. Although it is not possible at this time to predict how legislation or new regulations that may be adopted to address GHG emissions and climate change could impact our business, any such future laws and regulations could have a material adverse effect on our business, demand for our services, financial condition, results of operations and cash flows.

Legislation, executive orders and regulatory initiatives relating to hydraulic fracturing or other hydrocarbon development activities could reduce domestic production of crude oil and natural gas.

Hydraulic fracturing is an important and common practice that is used to stimulate production of hydrocarbons from unconventional geological formations. The process involves the injection of water, sand and chemicals under pressure into the formation to fracture the surrounding rock and stimulate production, and it is typically regulated by state and provincial oil and gas commissions. Hydraulic fracturing continues to be a controversial practice, resulting in increased scrutiny and regulation of the hydraulic fracturing process, including by federal and state agencies and local municipalities. We do not perform hydraulic fracturing, but much of the production that flows on our assets was produced with the benefit of hydraulic fracturing. There have been a variety of legislative and regulatory proposals to prohibit, restrict, or more closely regulate various forms of hydraulic fracturing; for example, California's Department of Conservation's Geologic Energy Management Division issued a final regulatory statewide ban on hydraulic fracturing in October 2024. Other states require the disclosure of certain chemicals used in hydraulic fracturing and have conducted investigations into connections between hydraulic fracturing and induced seismicity. These actions, as well as any other legislation, executive orders or regulatory initiatives that curtail hydraulic fracturing or otherwise limit producers' ability to drill or complete wells could reduce the production of crude oil and natural gas in the United States or Canada, and could thereby result in reduced demand for our transportation, terminalling and storage services as well as our merchant activities.

Laws and regulations pertaining to the protection of threatened and endangered species or to critical habitat, wetlands and natural resources could delay, restrict or prohibit our and our customers' operations and cause us or our customers to incur substantial costs that may have a material adverse effect on our results of operations.

In the United States, the ESA and comparable state laws were established to protect endangered and threatened species. Under the ESA, if a species is listed as threatened or endangered, restrictions may be imposed on activities that have the potential to adversely affect that species' habitat. Similar protections are given to migratory birds under the Migratory Bird Treaty Act, Canada's Species at Risk Act, and analogous provincial laws and regulations. Some of our operations are conducted in areas where protected species or their habitats are known to exist, and from time to time our development plans have been impacted in these areas. We may be obligated to develop and implement plans to avoid potential adverse effects to protected species and their habitats, and we may be delayed, restricted or prohibited from conducting operations in certain locations or during certain seasons, such as breeding and nesting seasons, when our operations could have an adverse effect on the species. Additionally, the designation of previously unprotected species or the re-designation of under-protected species as threatened or endangered in areas where we or our customers conduct operations could cause us to incur increased costs arising from species protection measures or could result in delays, restrictions or prohibitions on our customers' development and production activities that could have a material adverse effect on our results of operations.

Risks Inherent in an Investment in Us

Cost reimbursements due to our general partner may be substantial and will reduce our cash available for distribution to unitholders.

Prior to making any distribution on our common units, we will reimburse our general partner and its affiliates, including officers and directors of the general partner, for all expenses incurred on our behalf. In addition, we are required to pay all direct and indirect expenses of the Plains Entities, other than income taxes of any of the PAGP Entities. The reimbursement of expenses and the payment of fees and expenses could adversely affect our ability to make distributions. The general partner has sole discretion to determine the amount of these expenses. In addition, our general partner and its affiliates may provide us with services for which we will be charged reasonable fees as determined by the general partner.

Cash distributions are not guaranteed and may fluctuate with our performance and the establishment of financial reserves.

Because distributions on our common units are dependent on the amount of cash we generate, distributions may fluctuate based on our performance. The actual amount of cash that is available to be distributed each quarter will depend on numerous factors, some of which are beyond our control and the control of the general partner. Cash distributions are dependent primarily on cash flow, levels of financial reserves and working capital borrowings, and not solely on profitability, which is affected by non-cash items. Our levels of financial reserves are established by our general partner and include reserves for the proper conduct of our business (including future capital expenditures and anticipated credit needs), compliance with legal or contractual obligations and funding of future distributions to our Series A and Series B preferred unitholders. Therefore, cash distributions might be made during periods when we record losses and might not be made during periods when we record profits.

Our preferred units have rights, preferences and privileges that are not the same as, and are preferential to, the rights of holders of our common units.

Our Series A preferred units and Series B preferred units (together, our “preferred units”) rank senior to all of our other classes or series of equity securities with respect to distribution rights and rights upon liquidation. These preferences could adversely affect the market price for our common units, or could make it more difficult for us to sell our common units in the future.

In addition, distributions on the preferred units accrue and are cumulative, at a fixed rate with respect to our Series A preferred units and at a floating rate with respect to our Series B preferred units. Our Series A preferred units are convertible into common units by the holders of such units or by us in certain circumstances. Our Series B preferred units are not convertible into common units, but are redeemable by us in certain circumstances. Our obligation to pay distributions on our preferred units, or on the common units issued following the conversion of our Series A preferred units, could impact our liquidity and reduce the amount of cash flow available for working capital, capital expenditures, growth opportunities, acquisitions, and other general partnership purposes. Our obligations to the holders of preferred units could also limit our ability to obtain additional financing or increase our borrowing costs, which could have an adverse effect on our financial condition.

Unitholders may not be able to remove our general partner even if they wish to do so.

Our general partner manages and operates the Partnership. If unitholders are dissatisfied with the performance of our general partner, they currently have little practical ability to remove our general partner. Our general partner may not be removed except upon the vote of the holders of at least 66 $\frac{2}{3}$ % of our outstanding units (including units held by our general partner or its affiliates). Because AAP owns approximately 30% of our outstanding Common Unit Equivalents and the owners of our general partner, along with directors and executive officers and their affiliates, own a significant percentage of our outstanding common units, the removal of our general partner would be difficult without the consent of both our general partner and its affiliates.

In addition, the following provisions of our partnership agreement may discourage a person or group from attempting to remove our general partner or otherwise change our management:

- generally, if a person acquires 20% or more of any class of units then outstanding other than from our general partner or its affiliates, the units owned by such person cannot be voted on any matter, except that such shares constituting up to 19.9% of the total shares outstanding may be voted in the election of PAGP GP directors;

- the PAGP GP Board is composed of three classes of directors, which limits our unitholders' ability to make significant changes to the board in any given year; and
- limitations upon the ability of unitholders to call meetings or to acquire information about our operations, as well as other limitations upon the unitholders' ability to influence the manner or direction of management.

As a result of these provisions, the price at which our common units will trade may be lower because of the absence or reduction of a takeover premium in the trading price.

We may issue additional common units without unitholder approval, which would dilute a unitholder's existing ownership interests.

Our general partner may cause us to issue an unlimited number of common units without unitholder approval (subject to applicable Nasdaq rules). We may also issue at any time an unlimited number of equity securities ranking junior or senior to the common units without unitholder approval (subject to applicable Nasdaq rules). The issuance of additional common units or other equity securities of equal or senior rank may have the following effects:

- an existing unitholder's proportionate ownership interest in the Partnership will decrease;
- the amount of cash available for distribution on each unit may decrease;
- the ratio of taxable income to distributions may increase;
- the relative voting strength of each previously outstanding unit may be diminished; and
- the market price of the common units may decline.

In addition, our Series A preferred units are convertible into common units at any time by the holders of such units, or under certain circumstances, at our option. If a substantial portion of the Series A preferred units were converted into common units, common unitholders could experience significant dilution. In addition, if holders of such converted Series A preferred units were to dispose of a substantial portion of these common units in the public market, whether in a single transaction or series of transactions, it could adversely affect the market price for our common units. In addition, these sales, or the possibility that these sales may occur, could make it more difficult for us to sell our common units in the future.

Our general partner has a limited call right that may require unitholders to sell their units at an undesirable time or price.

If at any time our general partner and its affiliates own 80% or more of the common units, the general partner will have the right, but not the obligation, which it may assign to any of its affiliates, to acquire all, but not less than all, of the remaining common units held by unaffiliated persons at a price generally equal to the then current market price of the common units. As a result, unitholders may be required to sell their common units at a time when they may not desire to sell them and/or at a price that is less than the price they would like to receive. They may also incur a tax liability upon a sale of their common units.

Unitholders may not have limited liability if a court finds that unitholder actions constitute control of our business and unitholders may have liability to repay distributions under certain circumstances.

Under Delaware law, a unitholder could be held liable for our obligations to the same extent as a general partner if a court determined that the right of unitholders to remove our general partner or to take other action under our partnership agreement constituted participation in the "control" of our business.

Our general partner generally has unlimited liability for our obligations, such as our debts and environmental liabilities, except for those contractual obligations that are expressly made without recourse to our general partner. Our partnership agreement allows the general partner to incur obligations on our behalf that are expressly non-recourse to the general partner. The general partner has entered into such limited recourse obligations in most instances involving payment liability and intends to do so in the future.

Furthermore, under Section 17-607 of the Delaware Revised Uniform Limited Partnership Act we may not make a distribution to our unitholders if the distribution would cause our liabilities to exceed the fair value of our assets. Liabilities to partners on account of their partnership interests and liabilities that are non-recourse to the partnership are not counted for purposes of determining whether a distribution is permitted. Delaware law provides that for a period of three years from the date of an impermissible distribution, limited partners who received the distribution and who knew at the time of the distribution that it violated Delaware law will be liable to the limited partnership for the distribution amount.

Conflicts of interest could arise among our general partner and us or the unitholders.

These conflicts may include the following:

- under our partnership agreement, we reimburse the general partner for the costs of managing and for operating the partnership;
- the amount of cash expenditures, borrowings and reserves in any quarter may affect available cash to pay quarterly distributions to unitholders;
- the general partner tries to avoid being liable for partnership obligations. The general partner is permitted to protect its assets in this manner by our partnership agreement. Under our partnership agreement the general partner would not breach its fiduciary duty by avoiding liability for partnership obligations even if we can obtain more favorable terms without limiting the general partner's liability; under our partnership agreement, the general partner may pay its affiliates for any services rendered on terms fair and reasonable to us. The general partner may also enter into additional contracts with any of its affiliates on behalf of us. Agreements or contracts between us and our general partner (and its affiliates) are not necessarily the result of arms length negotiations; and
- the general partner would not breach our partnership agreement by exercising its call rights to purchase limited partnership interests or by assigning its call rights to one of its affiliates or to us.

The control of our general partner may be transferred to a third party without unitholder consent. A change of control may result in defaults under certain of our debt instruments and the triggering of payment obligations under compensation arrangements.

Our general partner may transfer its general partner interest to a third party in a merger or in a sale of all or substantially all of its assets without the consent of our unitholders. Furthermore, there is no restriction in our partnership agreement on the ability of the ultimate owners of our general partner to directly or indirectly transfer their ownership interest in our general partner to a third party. Any new owner of our general partner would, subject to obtaining any approvals or consents required under the applicable governing documents for the PAGP entities, be able to replace the board of directors and officers with its own choices and to control their decisions and actions.

In addition, a change of control would constitute an event of default under our revolving credit agreements. During the continuance of an event of default under our revolving credit agreements, the administrative agent may terminate any outstanding commitments of the lenders to extend credit to us under our revolving credit facility and/or declare all amounts payable by us under our revolving credit facility immediately due and payable. A change of control also may trigger payment obligations under various compensation arrangements with our officers.

Risks Related to an Investment in Our Debt Securities

The right to receive payments on our outstanding debt securities is unsecured and will be effectively subordinated to our existing and future secured indebtedness and will be structurally subordinated as to any existing and future indebtedness and other obligations of our subsidiaries, other than subsidiaries that may guarantee our debt securities in the future.

Our debt securities are effectively subordinated to claims of our secured creditors and to any existing and future indebtedness and other obligations of our subsidiaries, including trade payables, other than subsidiaries that may guarantee our debt securities in the future. In the event of the insolvency, bankruptcy, liquidation, reorganization, dissolution or winding up of the business of a subsidiary, other than a subsidiary that may guarantee our debt securities in the future, creditors of that subsidiary would generally have the right to be paid in full before any distribution is made to us or the holders of our debt securities.

Our leverage may limit our ability to borrow additional funds, comply with the terms of our indebtedness or capitalize on business opportunities.

Our leverage is significant in relation to our partners' capital. At December 31, 2024, the face value of our total outstanding long-term debt was approximately \$7.3 billion, and the face value of our total outstanding short-term debt was approximately \$408 million. We will be prohibited from making cash distributions during an event of default under any of our indebtedness. Various limitations in our credit facilities and other debt instruments may reduce our ability to incur additional debt, to engage in some transactions and to capitalize on business opportunities. Any subsequent refinancing of our current indebtedness or any new indebtedness could have similar or greater restrictions.

Our leverage could have important consequences to investors in our debt securities. We will require substantial cash flow to meet our principal and interest obligations with respect to our debt securities and our other consolidated indebtedness. Our ability to make scheduled payments, to refinance our obligations with respect to our indebtedness or our ability to obtain additional financing in the future will depend on our financial and operating performance, which, in turn, is subject to prevailing economic conditions and to financial, business and other factors. We believe that we will have sufficient cash flow from operations and available borrowings under our bank credit facilities to service our indebtedness, although the principal amount of our debt securities will likely need to be refinanced at or prior to maturity in whole or in part. A significant downturn in the hydrocarbon industry or other development adversely affecting our cash flow could materially impair our ability to service our indebtedness. If our cash flow and capital resources are insufficient to fund our debt service obligations, we may be forced to refinance all or a portion of our debt or sell assets. We can give no assurance that we would be able to refinance our existing indebtedness or sell assets on terms that are commercially reasonable.

Our leverage may adversely affect our ability to fund future working capital, capital expenditures and other general partnership requirements, future acquisition, construction or development activities, or to otherwise fully realize the value of our assets and opportunities because of the need to dedicate a substantial portion of our cash flow from operations to payments on our indebtedness or to comply with any restrictive terms of our indebtedness. Our leverage may also make our results of operations more susceptible to adverse economic and industry conditions by limiting our flexibility in planning for, or reacting to, changes in our business and the industry in which we operate and may place us at a competitive disadvantage as compared to our competitors that have less debt.

The ability to transfer our debt securities may be limited by the absence of an organized trading market.

Our debt securities are not listed for trading on any securities exchange or stock market and we do not currently intend to apply for any such listing. The liquidity of any market for our debt securities will depend on the number of holders of those debt securities, the interest of securities dealers in making a market in those debt securities and other factors. Accordingly, we can give no assurance as to the development, continuation or liquidity of any market for the debt securities.

We have a holding company structure in which our subsidiaries conduct our operations and own our operating assets, which may restrict our ability to receive funds from such subsidiaries and make payments on our debt securities.

We are a holding company, and our subsidiaries conduct all of our operations and own all of our operating assets. We have no significant assets other than the ownership interests in our subsidiaries. As a result, our ability to make required payments on our debt securities depends on the performance of our subsidiaries and their ability to distribute funds to us. The ability of our subsidiaries to make distributions to us may be restricted by, among other things, credit facilities and applicable state partnership laws and other laws and regulations. Pursuant to our credit facilities, we may be required to establish cash reserves for the future payment of principal and interest on the amounts outstanding under our credit facilities. If we are unable to obtain the funds necessary to pay the principal amount at maturity of our debt securities, or to repurchase our debt securities upon the occurrence of a change of control, we may be required to adopt one or more alternatives, such as a refinancing of our debt securities. We can give no assurance that we would be able to refinance our debt securities.

We do not have the same flexibility as other types of organizations to accumulate cash, which may limit cash available to service our debt securities or to repay them at maturity.

Unlike a corporation, our partnership agreement requires us to distribute, on a quarterly basis, 100% of our available cash to our unitholders of record. Available cash is generally defined as all of our cash receipts and cash equivalents on hand at the end of each quarter less reserves established in the discretion of our general partner for future requirements. Our available cash also includes cash on hand resulting from borrowings made after the end of the quarter. Our general partner will determine the amount and timing of such distributions and has broad discretion to establish and make additions to our reserves or the reserves of our operating partnerships in amounts the general partner determines in its reasonable discretion to be necessary or appropriate:

- to provide for the proper conduct of our business and the businesses of our operating partnerships (including reserves for future capital expenditures and for our anticipated future credit needs);
- to comply with applicable law or any loan agreement, security agreement, mortgage, debt instrument or other agreement or obligation;
- to provide funds to make payments on the preferred unitholders; or
- to provide funds for distributions to our common unitholders for any one or more of the next four calendar quarters.

Although our payment obligations to our unitholders are subordinate to our payment obligations to debtholders, the value of our units may decrease in direct correlation with decreases in the amount we distribute per unit. Accordingly, if we experience a liquidity problem in the future, we may not be able to issue equity to recapitalize.

Tax Risks to Unitholders

Our tax treatment depends on our status as a partnership for U.S. federal income tax purposes and not being subject to a material amount of entity-level taxation by individual states or foreign jurisdictions. If the IRS were to treat us as a corporation for U.S. federal income tax purposes, or if we become subject to a material amount of entity-level or other form of taxation for state or foreign tax purposes, our cash available for distributions to our unitholders would be substantially reduced.

The anticipated after-tax economic benefit of an investment in our units depends largely on our being treated as a partnership for U.S. federal income tax purposes. A publicly traded partnership such as us may be treated as a corporation for U.S. federal income tax purposes unless it satisfies a “qualifying income” requirement, as defined in Section 7704 of the Code. Based upon our current operations and current U.S. Treasury Regulations, we believe we satisfy the qualifying income requirement. However, no ruling has been or will be requested regarding our treatment as a partnership for U.S. federal income tax purposes. Failing to meet the qualifying income requirement or a change in current law could cause us to be treated as a corporation for U.S. federal income tax purposes or otherwise subject us to taxation as an entity.

If we were treated as a corporation for U.S. federal income tax purposes, we would pay U.S. federal income tax on our taxable income at the corporate tax rate, and would likely pay state income taxes at varying rates. Distributions to our unitholders would generally be taxed again as corporate distributions, and no income, gains, losses or deductions would flow through to our unitholders. Because a tax would be imposed upon us as a corporation, the cash available for distributions to our unitholders would be substantially reduced. Therefore, treatment of us as a corporation would result in a material reduction in cash flow and after-tax return to our unitholders, likely causing a substantial reduction in the value of our units.

In addition, several states impose and others have been evaluating ways to subject partnerships to entity-level taxation through the imposition of state income, franchise and other forms of taxation. For example, we are subject to entity-level tax on the portion of our income apportioned to Texas. Imposition of any similar taxes by individual states or additional federal or foreign taxes on us could substantially reduce our cash available for distribution to our unitholders.

The tax treatment of publicly traded partnerships or an investment in our units could be subject to potential legislative, judicial or administrative changes or differing interpretations, possibly applied on a retroactive basis.

The present U.S. federal income tax treatment of publicly traded partnerships, including us, or an investment in our units may be modified by administrative, legislative or judicial changes or differing interpretations at any time. Members of Congress have proposed and considered substantive changes to the existing U.S. federal income tax laws that would affect publicly traded partnerships, including proposals that would eliminate our ability to qualify for partnership tax treatment. Recent proposals have provided for the expansion of the qualifying income exception for publicly traded partnerships in certain circumstances and other proposals have provided for the total elimination of the qualifying income exception upon which we rely for our partnership tax treatment. Further, while unitholders of publicly traded partnerships are, subject to certain limitations, entitled to a deduction equal to 20% of their allocable share of a publicly traded partnership's "qualified business income," this deduction is scheduled to expire with respect to taxable years beginning after December 31, 2025.

In addition, the Treasury Department has issued, and in the future may issue, regulations interpreting those laws that affect publicly traded partnerships. There can be no assurance that there will not be further changes to U.S. federal income tax laws or the Treasury Department's interpretation of the qualifying income rules in a manner that could impact our ability to qualify as a partnership in the future.

Any modification to the U.S. federal income tax laws and interpretations thereof may or may not be retroactively applied and could make it more difficult or impossible for us to meet the exception for certain publicly traded partnerships to be treated as partnerships for U.S. federal income tax purposes. We are unable to predict whether any changes or other proposals will ultimately be enacted. Any future legislative changes could negatively impact the value of an investment in our units. You are urged to consult with your own tax advisor with respect to the status of regulatory or administrative developments and proposals and their potential effect on your investment in our units.

Non-U.S. unitholders will be subject to U.S. taxes and withholding with respect to their income and gain from owning our units.

Non-U.S. unitholders are generally taxed and subject to income tax filing requirements by the United States on income effectively connected with a U.S. trade or business ("effectively connected income"). Income allocated to our unitholders and any gain from the sale of our units will generally be considered to be "effectively connected" with a U.S. trade or business. As a result, distributions to a Non-U.S. unitholder will be subject to withholding at the highest applicable effective tax rate and a Non-U.S. unitholder who sells or otherwise disposes of a unit will also be subject to U.S. federal income tax on the gain realized from the sale or disposition of that unit to the extent the gain is effectively connected with a U.S. trade or business of the Non-U.S. unitholder. In addition to the withholding tax imposed on distributions of effectively connected income, distributions to a non-U.S. unitholder will also be subject to a 10% withholding tax on the amount of any distribution in excess of our cumulative net income. As we do not compute our cumulative net income for such purposes due to the complexity of the calculation and lack of clarity in how it would apply to us, we intend to treat all of our distributions as being in excess of our cumulative net income for such purposes and subject to such 10% withholding tax. Accordingly, distributions to a non-U.S. unitholder will be subject to a combined withholding tax rate equal to the sum of the highest applicable effective tax rate and 10%.

Moreover, the transferee of an interest in a partnership that is engaged in a U.S. trade or business is generally required to withhold 10% of the amount realized by the transferor unless the transferor certifies that it is not a foreign person. While the determination of a partner's "amount realized" generally includes any decrease of a partner's share of the partnership's liabilities, the Treasury regulations provide that the "amount realized" on a transfer of an interest in a publicly traded partnership will generally be the amount of gross proceeds paid to the broker effecting the applicable transfer on behalf of the transferor, and thus will be determined without regard to any decrease in that partner's share of a publicly traded partnership's liabilities. For a transfer of interest in a publicly traded partnership that is effected through a broker, the obligation to withhold is imposed on the transferor's broker. Current and prospective foreign unitholders should consult their tax advisors regarding the impact of these rules on an investment in our units.

Tax Risks to Common Unitholders

If the IRS makes audit adjustments to our income tax returns, it (and some states) may assess and collect any taxes (including any applicable penalties and interest) resulting from such audit adjustments directly from us, in which case our cash available for distribution to our unitholders might be substantially reduced.

If the IRS makes audit adjustments to our income tax returns, it (and some states) may assess and collect any taxes (including any applicable penalties and interest) resulting from such audit adjustments directly from us. To the extent possible under these rules, our general partner may elect to either pay the taxes (including any applicable penalties and interest) directly to the IRS or, if we are eligible, issue a revised information statement to each unitholder and former unitholder with respect to an audited and adjusted return. Although our general partner may elect to have our unitholders and former unitholders take such audit adjustments into account and pay any resulting taxes (including applicable penalties or interest) in accordance with their interests in us during the tax year under audit, there can be no assurance that such election will be practical, permissible or effective in all circumstances. As a result, our current unitholders may bear some or all of the tax liability resulting from such audit adjustment, even if such unitholders did not own units in us during the tax year under audit. If, as a result of any such audit adjustment, we are required to make payments of taxes, penalties and interest, our cash available for distribution to our unitholders might be substantially reduced.

If the IRS or CRA contests the federal income tax positions or inter-country allocations we take, the market for our common units may be adversely impacted and the cost of any IRS or CRA contest or incremental taxes paid will reduce our cash available for distribution or debt service.

The IRS has made no determination as to our status as a partnership for U.S. federal income tax purposes or as to any other matter affecting us. The IRS or CRA may adopt positions that differ from the positions we take or challenge the inter-country allocations we make. It may be necessary to resort to administrative or court proceedings to sustain some or all of the positions we take. A court may not agree with some or all of the positions we take. Any contest with the IRS or CRA may materially and adversely impact the market for our common units and the price at which they trade. In addition, our costs of any contest with the IRS or CRA and any incremental taxes required to be paid will be borne indirectly by our unitholders and our general partner because the costs will reduce our cash available for distribution or debt service. See Note 14 for additional information regarding CRA challenge of intercompany transactions.

Our unitholders may be required to pay taxes on their share of our income even if they do not receive any cash distributions from us.

Because our unitholders will be treated as partners to whom we will allocate taxable income, including gains and losses resulting from the sale of assets, that could be different in amount than the cash we distribute, they will be required to pay any U.S. federal income taxes and, in some cases, state and local income taxes on their share of our taxable income even if they receive no cash distributions from us. Unitholders may not receive cash distributions from us equal to their share of our taxable income or even equal to the actual tax liability that results from that income.

Taxable gain or loss on the disposition of our common units could be more or less than expected.

If a unitholder sells common units, the unitholder will recognize gain or loss equal to the difference between the amount realized and that unitholder's tax basis in those common units. Because distributions in excess of a unitholder's allocable share of our net taxable income decrease such unitholder's tax basis in its common units, the amount, if any, of such prior excess distributions with respect to the units a unitholder sells will, in effect, become taxable income to a unitholder if it sells such units at a price greater than its tax basis in those units, even if the price such unitholder receives is less than its original cost. In addition, because the amount realized includes a unitholder's share of our nonrecourse liabilities, if a unitholder sells its units, a unitholder may incur a tax liability in excess of the amount of cash received from the sale.

A substantial portion of the amount realized from a unitholder's sale of our units, whether or not representing gain, may be taxed as ordinary income to such unitholder due to potential recapture items, including depreciation recapture. Thus, a unitholder may recognize both ordinary income and capital loss from the sale of units if the amount realized on a sale of such units is less than such unitholder's adjusted basis in the units. Net capital loss may only offset capital gains and, in the case of individuals, up to \$3,000 of ordinary income per year. In the taxable period in which a unitholder sells its units, such unitholder may recognize ordinary income from our allocations of income and gain to such unitholder prior to the sale and from recapture items that generally cannot be offset by any capital loss recognized upon the sale of units.

Unitholders may be subject to limitation on their ability to deduct interest expense incurred by us.

In general, we are entitled to a deduction for interest paid or accrued on indebtedness properly allocable to our trade or business during our taxable year. However, our deduction for “business interest” is limited to the sum of our business interest income and 30% of our “adjusted taxable income.” For the purposes of this limitation, our adjusted taxable income is computed without regard to any business interest expense or business interest income.

If our “business interest” is subject to limitation under these rules, our unitholders will be limited in their ability to deduct their share of any interest expense that has been allocated to them. As a result, unitholders may be subject to limitation on their ability to deduct interest expense incurred by us.

Tax-exempt entities face unique tax issues from owning our common units that may result in adverse tax consequences to them.

Investment in our common units by tax-exempt entities, such as employee benefit plans and individual retirement accounts (known as IRAs) raises issues unique to them. For example, virtually all of our income allocated to organizations that are exempt from U.S. federal income tax, including IRAs and other retirement plans, will be unrelated business taxable income and will be taxable to them. Additionally, all or part of any gain recognized by such tax-exempt organization upon a sale or other disposition of our units may be unrelated business taxable income and may be taxable to them. Tax-exempt entities should consult a tax advisor before investing in our common units.

We treat each purchaser of our common units as having the same tax benefits without regard to the common units actually purchased. The IRS may challenge this treatment, which could adversely affect the value of our common units.

Because we cannot match transferors and transferees of common units, we have adopted certain methods for allocating depreciation and amortization deductions that may not conform to all aspects of existing Treasury Regulations. A successful IRS challenge to the use of these methods could adversely affect the amount of tax benefits available to our unitholders. It also could affect the timing of these tax benefits or the amount of gain from the sale of common units and could have a negative impact on the value of our common units or result in audit adjustments to our unitholders’ tax returns.

Our unitholders will likely be subject to state, local and non-U.S. taxes and return filing requirements in states and jurisdictions where they do not live as a result of investing in our units.

In addition to U.S. federal income taxes, our unitholders will likely be subject to other taxes, including foreign, state and local taxes, unincorporated business taxes and estate, inheritance or intangible taxes that are imposed by the various jurisdictions in which we conduct business or own property now or in the future, even if our unitholders do not live in any of those jurisdictions. Our unitholders will likely be required to file state and local income tax returns and pay state and local income taxes in some or all of these various jurisdictions. Further, our unitholders may be subject to penalties for failure to comply with those requirements. We currently own property and conduct business in multiple states that currently impose a personal income tax on individuals and an income tax on corporations and other entities. It is our unitholders’ responsibility to file all U.S. federal, state, local and non-U.S. tax returns, as applicable, and pay any taxes due in these jurisdictions. Unitholders should consult with their own tax advisors regarding the filing of such tax returns, the payment of such taxes, and the deductibility of any taxes paid.

We have adopted certain valuation methodologies in determining a unitholder’s allocations of income, gain, loss and deduction. The IRS may challenge these methodologies or the resulting allocations, which could adversely affect the value of our common units.

In determining the items of income, gain, loss and deduction allocable to our unitholders, we must routinely determine the fair market value of our respective assets. Although we may from time to time consult with professional appraisers regarding valuation matters, we make many fair market value estimates using a methodology based on the market value of our common units as a means to measure the fair market value of our respective assets. The IRS may challenge these valuation methods and the resulting allocations of income, gain, loss and deduction.

A successful IRS challenge to these methods or allocations could adversely affect the amount, character, and timing of taxable income or loss being allocated to our unitholders. It also could affect the amount of gain from our unitholders’ sale of common units and could have a negative impact on the value of the common units or result in audit adjustments to our unitholders’ tax returns without the benefit of additional deductions.

A unitholder whose common units are the subject of a securities loan (e.g., a loan to a “short seller” to cover a short sale of common units) may be considered to have disposed of those common units. If so, such unitholder would no longer be treated for tax purposes as a partner with respect to those common units during the period of the loan and may recognize gain or loss from the disposition.

Because there are no specific rules governing the U.S. federal income tax consequences of loaning a partnership interest, a unitholder whose common units are the subject of a securities loan may be considered to have disposed of the loaned units. In that case, the unitholder may no longer be treated for tax purposes as a partner with respect to those common units during the period of the loan to the short seller and the unitholder may recognize gain or loss from such disposition. Moreover, during the period of the loan, any of our income, gain, loss or deduction with respect to those common units may not be reportable by the unitholder and any cash distributions received by the unitholder as to those common units may be fully taxable as ordinary income. Unitholders desiring to assure their status as partners and avoid the risk of gain recognition from a securities loan are urged to consult a tax advisor to determine whether it is advisable to modify any applicable brokerage account agreements to prohibit their brokers from borrowing their common units.

We generally prorate our items of income, gain, loss and deduction between transferors and transferees of our units each month based upon the ownership of our units on the first day of each month, instead of on the basis of the date a particular unit is transferred. The IRS may challenge this treatment, which could change the allocation of items of income, gain, loss and deduction among our unitholders.

We generally prorate our items of income, gain, loss and deduction between transferors and transferees of our units each month based upon the ownership of our units on the first day of each month (the “Allocation Date”), instead of on the basis of the date a particular unit is transferred. Similarly, we generally allocate (i) certain deductions for depreciation and amortization of capital additions, (ii) gain or loss realized on a sale or other disposition of our assets, and (iii) in the discretion of the general partner, any other extraordinary item of income, gain, loss or deduction based upon ownership on the Allocation Date. Treasury Regulations allow a similar monthly simplifying convention, but such regulations do not specifically authorize all aspects of our proration method. If the IRS were to challenge our proration method, we may be required to change the allocation of items of income, gain, loss and deduction among our unitholders.

Taxable income from our non-U.S. businesses is not eligible for the 20% deduction for qualified publicly traded partnership income.

For taxable years beginning after December 31, 2017 and ending on or before December 31, 2025, an individual unitholder is generally allowed a deduction equal to 20% of our “qualified publicly traded partnership income” that is allocated to such unitholder. For purposes of the deduction, the term qualified publicly traded partnership income includes the net amount of such unitholder’s allocable share of our income that is effectively connected to our U.S. trade or business activities. Because our non-U.S. business operations earn income that is not effectively connected with a U.S. trade or business, unitholders may not apply the 20% deduction for qualified publicly traded partnership income to that portion of our income.

Tax Risks to Series B Preferred Unitholders

Treatment of income attributable to distributions on our Series B Preferred Units as guaranteed payments for the use of capital creates a different tax treatment for the holders of our Series B Preferred Units than the holders of our common units and such income is not eligible for the 20% deduction for qualified publicly traded partnership income.

The tax treatment of distributions on our Series B Preferred Units is uncertain. We will treat the holders of Series B Preferred Units as partners for tax purposes and will treat distributions on the Series B Preferred Units as guaranteed payments for the use of capital that will generally be taxable to the holders of Series B Preferred Units as ordinary income. A holder of our Series B Preferred Units could recognize taxable income from the accrual of such income even in the absence of a contemporaneous cash distribution. We anticipate accruing and making quarterly guaranteed payment distributions on February 15th, May 15th, August 15th and November 15th of each year. Because the guaranteed payment for each unit must accrue as income to a holder during the taxable year of the accrual, the guaranteed payment attributable to the period beginning November 15th and ending December 31st will accrue to the holder of record of a Series B Preferred Unit on December 31st for such period. If you are a taxpayer reporting your income using the accrual method, or using a taxable year other than the calendar year, you should consult your tax advisor with respect to the consequences of our guaranteed payment distribution accrual and reporting convention. Otherwise, the holders of Series B Preferred Units are generally not anticipated to share in the partnership's items of income, gain, loss or deduction, except to the extent necessary to (i) achieve parity with the Series A Preferred Units or (ii) provide, to the extent possible, the Series B Preferred Units with the benefit of the liquidation preference. The Partnership will not allocate any share of our nonrecourse liabilities to the holders of Series B Preferred Units. If the Series B Preferred Units were treated as indebtedness for tax purposes, rather than as guaranteed payments for the use of capital, distributions likely would be treated as payments of interest by us to the holders of Series B Preferred Units.

Although we expect that a substantial portion of the income we earn will be eligible for the 20% deduction for qualified publicly traded partnership income for taxable years beginning before December 31, 2025, Treasury Regulations provide that income attributable to a guaranteed payment for the use of capital is not eligible for the 20% deduction for qualified business income. As a result, income attributable to a guaranteed payment for use of capital recognized by holders of our Series B Preferred Units is not eligible for the 20% deduction for qualified business income.

A holder of Series B Preferred Units will be required to recognize gain or loss on a sale of Series B Units equal to the difference between the amount realized by such holder and such holder's tax basis in the Series B Preferred Units. The amount realized generally will equal the sum of the cash and the fair market value of other property such holder receives in exchange for such Series B Preferred Units. Subject to general rules requiring a blended basis among multiple partnership interests, the tax basis of a Series B Preferred Unit will generally be equal to the sum of the cash and the fair market value of other property paid by the holder to acquire such Series B Preferred Unit. Gain or loss recognized by a holder on the sale or exchange of a Series B Preferred Unit held for more than one year generally will be taxable as long-term capital gain or loss. Because holders of Series B Preferred Units will generally not be allocated a share of our items of depreciation, depletion or amortization, it is not anticipated that such holders would be required to recharacterize any portion of their gain as ordinary income as a result of the recapture rules.

Investment in the Series B Preferred Units by tax-exempt investors, such as employee benefit plans and individual retirement accounts, and non-U.S. persons raises issues unique to them. The treatment of guaranteed payments for the use of capital to tax-exempt investors is not certain and such payments may be treated as unrelated business taxable income for U.S. federal income tax purposes. Although the issue is not free from doubt, we will treat a substantial portion of our distributions to non-U.S. holders of the Series B Preferred Units as "effectively connected income" (which will subject holders to U.S. net income taxation and possibly the branch profits tax) that is subject to withholding taxes imposed at the highest effective tax rate applicable to such non-U.S. holders. If the amount of withholding exceeds the amount of U.S. federal income tax actually due, non-U.S. holders may be required to file U.S. federal income tax returns in order to seek a refund of such excess.

All holders of our Series B Preferred Units are urged to consult a tax advisor with respect to the consequences of owning our Series B Preferred Units.

Item 1B. Unresolved Staff Comments

None.

Item 1C. Cybersecurity

Description of Cybersecurity Risk Management and Strategy

To assess, identify and manage material cybersecurity risks, we have endeavored to implement policies, standards and technical controls with the aim of protecting our information and operations systems (collectively, “IT systems”). These standards are guided, in part, by the relevant National Institute of Standards and Technology and American Petroleum Institute frameworks. We use various internal and third-party tools, security measures and technologies to aid in seeking to protect our network perimeter and internal systems from unauthorized access, intrusion or disruption. Regular assessments are conducted across our systems, networks and data infrastructure to identify potential cybersecurity threats and vulnerabilities. In addition, a monitoring and detection system has been implemented to help identify cybersecurity threats and incidents. Our cybersecurity program also focuses on providing training and awareness to our employees and contractors on cybersecurity best practices.

We engage assessors, consultants, auditors and other third parties in connection with the above processes. We recognize that third-party service providers may introduce cybersecurity risks. In an effort to mitigate these risks, we have established a process to assess and oversee the cybersecurity practices of our vendors. Before engaging with third-party service providers, we conduct due diligence to evaluate their cybersecurity capabilities and potential vulnerabilities. Additionally, we endeavor to include cybersecurity requirements in our contracts with these providers, including adherence to specific security practices and protocols.

The above cybersecurity risk management processes are integrated into our overall risk management program. Cybersecurity threats are understood to be dynamic and to intersect with various other enterprise risks. As such, cybersecurity is considered an integral component of our enterprise-wide risk management approach. As of the date of this Report, we are not aware of any previous cybersecurity threats that have materially affected or are reasonably likely to materially affect the Partnership.

Despite the implementation of our cybersecurity programs, our security measures cannot guarantee that a significant cyberattack will not occur. A successful attack on our IT systems or those of our vendors could have significant consequences to the business. While we devote resources to our security measures to protect our systems and information, these measures cannot provide absolute security. See “Item 1A. Risk Factors” for additional information about the risks to our business associated with a breach or compromise to our IT systems.

Cybersecurity Program Governance

Our cybersecurity program is led by our Vice President of Information Services, North America, who reports directly to our CFO and oversees the dedicated team responsible for executing our cybersecurity strategy, including the primary assessment and management of cybersecurity risks. Our cybersecurity leadership team also includes our Director, Technology Risk and Cybersecurity, our Senior Director, Strategic Planning, our Senior Director, North American Solution Delivery and our Senior Director, Enterprise Technology. The Board receives quarterly updates on material security incidents (if applicable), detection, monitoring, security culture scores, and other key initiatives and notable events from our cybersecurity leadership team.

To facilitate effective management, our cybersecurity leadership team holds regular discussions with our dedicated cybersecurity team on cybersecurity risks, threat intelligence, incident trends, security audits, and the effectiveness of our training and testing. Our cybersecurity leadership team convenes regularly to review and monitor programs designed to prevent and detect cybersecurity threats and mitigate and remediate cybersecurity incidents. Our cybersecurity leadership team also receives comprehensive reports on security incidents, threat intelligence, and vulnerability assessments from our cybersecurity team.

Our cybersecurity leadership team is made up of highly experienced professionals with an extensive background in information security, risk management, and incident response. This background includes more than 50 years of collective experience in infrastructure, cybersecurity and telecommunications. In addition to having the requisite training, knowledge, skills and abilities required for their respective positions, the cybersecurity leadership team collectively holds various relevant U.S. and Canadian information security certifications. The cybersecurity leadership team is supported by a dedicated team of skilled cybersecurity professionals, each bringing diverse expertise in areas such as network security, data protection, and threat intelligence.

Item 3. *Legal Proceedings*

The information required by this item is included in Note 18 to our Consolidated Financial Statements, and is incorporated herein by reference thereto.

Item 4. *Mine Safety Disclosures*

Not applicable.

PART II

Item 5. Market for Registrant's Common Units, Related Unitholder Matters and Issuer Purchases of Equity Securities

Market Information, Holders and Distributions

Our common units are listed and traded on Nasdaq under the symbol "PAA." As of February 14, 2025, there were 703,775,950 common units outstanding and approximately 109,000 record holders and beneficial owners (held in street name).

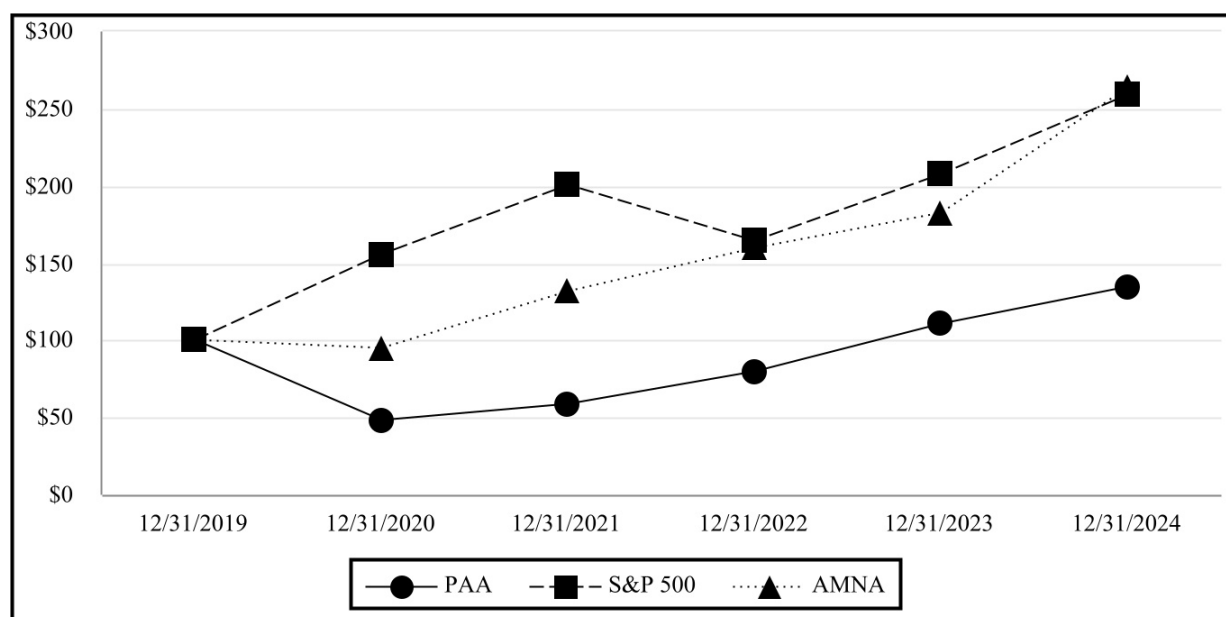
The following table presents cash distributions per common unit pertaining to the quarter presented, which were declared and paid in the following calendar quarter (see the "Cash Distribution Policy" section below for a discussion of our policy regarding distribution payments):

	First Quarter	Second Quarter	Third Quarter	Fourth Quarter
2024	\$ 0.3175	\$ 0.3175	\$ 0.3175	\$ 0.3800
2023	\$ 0.2675	\$ 0.2675	\$ 0.2675	\$ 0.3175

Our common units are also used as a form of compensation to our employees. See Note 17 to our Consolidated Financial Statements for additional information regarding our equity-indexed compensation plans.

Performance Graph

The following graph compares the total unitholder return performance of our common units with the performance of: (i) the Standard & Poor's 500 Stock Index ("S&P 500") and (ii) the Alerian Midstream Energy Index ("AMNA"). The AMNA is a broad-based composite of North American energy infrastructure companies that provides investors with a comprehensive benchmark for this asset class. The graph assumes that \$100 was invested in our common units and each comparison index beginning on December 31, 2019 and that all distributions were reinvested on a quarterly basis.



	12/31/2019	12/31/2020	12/31/2021	12/31/2022	12/31/2023	12/31/2024
PAA	\$ 100.00	\$ 48.06	\$ 58.72	\$ 79.65	\$ 110.89	\$ 134.73
S&P 500	\$ 100.00	\$ 155.68	\$ 200.37	\$ 164.08	\$ 207.21	\$ 259.05
AMNA	\$ 100.00	\$ 95.06	\$ 131.58	\$ 159.92	\$ 182.34	\$ 263.52

This information shall not be deemed to be “soliciting material” or to be “filed” with the Commission or subject to Regulation 14A or 14C under the Exchange Act, other than as provided in Item 201(e) of Regulation S-K, or to the liabilities of Section 18 of the Exchange Act, and shall not be deemed to be incorporated by reference into any filing under the Securities Act of 1933, as amended, or the Exchange Act, except to the extent that we specifically request that such information be treated as soliciting material or specifically incorporate it by reference into a filing under the Securities Act or the Exchange Act.

Recent Sales of Unregistered Securities

None.

Issuer Purchases of Equity Securities

None.

Cash Distribution Policy

In accordance with our partnership agreement, after making distributions to holders of our outstanding preferred units, we distribute the remainder of our available cash to our common unitholders of record within 45 days following the end of each quarter. Available cash is generally defined as, for any quarter ending prior to liquidation, all of our cash and cash equivalents on hand at the end of each quarter less reserves established in the reasonable discretion of our general partner to:

- provide for the proper conduct of our business and the business of our operating partnerships (including reserves for future capital expenditures and for our anticipated future credit needs);
- comply with applicable law or any loan agreement, security agreement, mortgage, debt instrument or other agreement or obligation; or
- provide funds for future distributions to our Series A and Series B preferred unitholders or distributions to our common unitholders for any one or more of the next four calendar quarters.

Our available cash also includes cash on hand resulting from borrowings made after the end of the quarter.

Under the terms of the agreements governing our debt, we are prohibited from declaring or paying any distribution to unitholders if a default or event of default (as defined in such agreements) exists. No such default has occurred. See Item 7. “Management’s Discussion and Analysis of Financial Condition and Results of Operations—Liquidity and Capital Resources—Credit Agreements, Commercial Paper Program and Indentures.”

Under the terms of our partnership agreement, our Series A preferred units and our Series B preferred units rank senior to all classes or series of equity securities in us with respect to distribution rights.

Item 6. Reserved

Item 7. *Management’s Discussion and Analysis of Financial Condition and Results of Operations*

Introduction

The following discussion is intended to provide investors with an understanding of our financial condition and results of our operations and should be read in conjunction with our historical Consolidated Financial Statements and accompanying notes.

Our discussion and analysis includes the following:

- Executive Summary
- Results of Operations
- Liquidity and Capital Resources
- Critical Accounting Policies and Estimates
- Recent Accounting Pronouncements

A comparative discussion of our 2023 to 2022 operating results and performance measures can be found in Item 7. “Management’s Discussion and Analysis of Financial Condition and Results of Operations—Results of Operations” included in our Annual Report on Form 10-K for the year ended December 31, 2023 filed with the SEC on February 29, 2024.

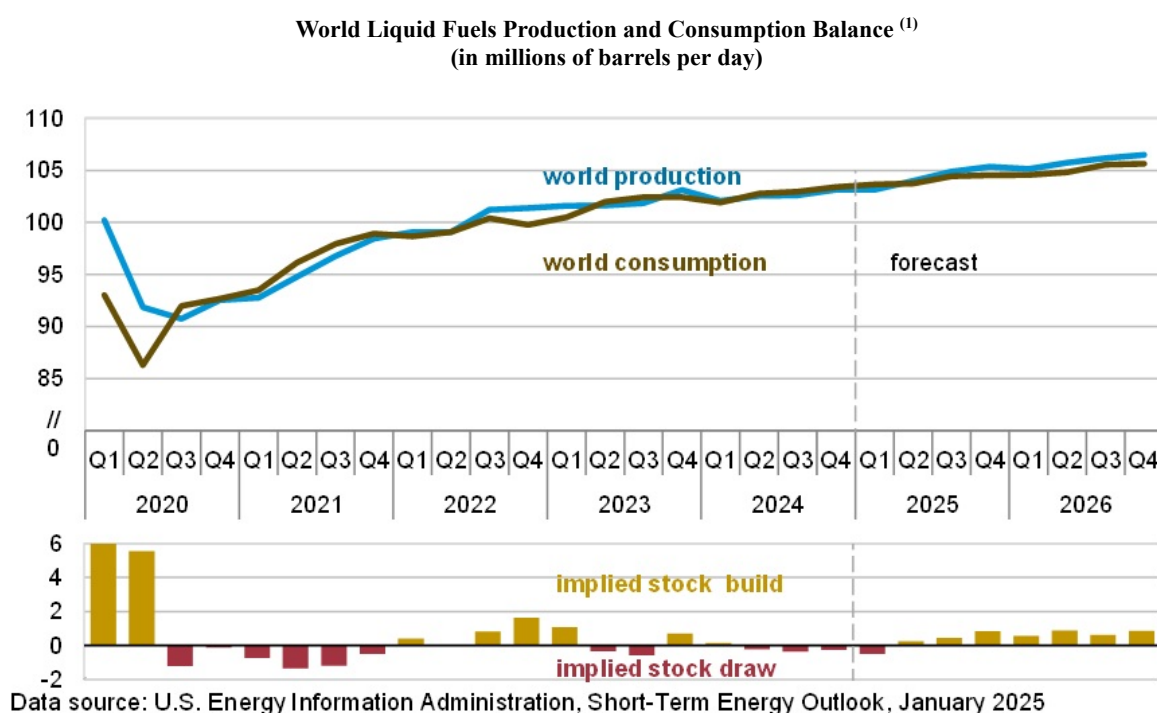
Executive Summary

Company Overview

Our business model integrates large-scale supply aggregation capabilities with the ownership and operation of critical midstream infrastructure systems that connect major producing regions to key demand centers and export terminals. As one of the largest crude oil midstream service providers in North America, we own an extensive network of pipeline transportation, terminalling, storage and gathering assets in key crude oil and NGL producing basins (including the Permian Basin) and transportation corridors and at major market hubs in the United States and Canada. Our assets and the services we provide are primarily focused on crude oil and NGL.

Market Overview and Outlook

Crude oil and other petroleum liquids are supplied to the global market by producers around the world, with the majority coming from the Organization of Petroleum Exporting Countries (“OPEC”), North American producers and the Russian Federation, among others. The chart below depicts the relationship between global supply of crude oil and other petroleum liquids and demand since the beginning of 2020 and the U.S. Energy Information Administration’s (“EIA”) Short-Term Energy Outlook as of January 2025:



⁽¹⁾ Barrels produced and consumed per quarter.

We believe that the combination of population growth and progressively improving living standards for non-OECD (Organization for Economic Cooperation and Development) countries underpins increasing energy demand globally for decades to come. We believe reliable, affordable, and responsible energy resources are all critical components to maintain energy security and global stability, requiring all sources of energy including both hydrocarbons and renewables.

Consistent with the forecast from the EIA's Short-Term Energy Outlook (as depicted in the chart above), we expect crude oil demand to continue to increase, driven largely by our view that hydrocarbon-based fuels are the most efficient fuels for the transportation of people and goods, and hydrocarbon-based products provide the building blocks for modern civilization such as fertilizers, plastics and cement.

North America has proven to be an essential and reliable source of crude oil and NGL production growth for the global market. This is driven by the lifting of the U.S. crude oil export ban, infrastructure debottlenecking in both the U.S. and Canada, and world-class geological formations unlocked through technological improvements and techniques.

The Permian Basin continues to be one of the most prolific basins in the world and was the predominant driver of U.S. production growth in 2024. We expect the Permian Basin to be a key contributor to global supply for years to come, based on strong economics and the recent wave of consolidation leading to more stable activity levels over a wide range of commodity price environments.

It is against this macro energy market backdrop that we expect to generate significant positive free cash flow on a multi-year basis, supported by our existing asset base and integrated business model. Our financial strategy and long-term capital allocation framework is focused on generating meaningful multi-year free cash flow and improving shareholder returns by (i) increasing returns of capital to equity holders, primarily through increased distributions, (ii) making disciplined accretive investments and (iii) maintaining an investment grade credit profile and ensuring balance sheet flexibility.

Overview of Operating Results

We recognized net income attributable to PAA of \$772 million for the year ended December 31, 2024 compared to net income attributable to PAA of \$1.230 billion for the year ended December 31, 2023.

The decrease in net income attributable to PAA was largely driven by higher costs in the 2024 period associated with the Line 901 incident that occurred in May 2015 (including \$225 million related to the write-off of a receivable for insurance proceeds in the fourth quarter of 2024 and \$120 million related to settlements in the third quarter of 2024), losses on asset sales, asset impairments and other related items (as compared to gains from such items in the 2023 period), and higher income tax expense largely associated with Canadian withholding tax. In addition, net income attributable to PAA for the 2023 period included the favorable impact of gains from the mark-to-market adjustment of the Preferred Distribution Rate Reset Option. However, our Segment Adjusted EBITDA increased in 2024 compared to 2023 due to more favorable results from our Crude Oil segment, partially offset by lower contributions from our NGL segment. See the “—Results of Operations” section below for further discussion.

Results of Operations

Consolidated Results

The following table sets forth an overview of our consolidated financial results calculated in accordance with GAAP (in millions, except per unit data):

	Year Ended December 31,		Variance	
	2024	2023	\$	%
Product sales revenues	\$ 48,254	\$ 46,974	\$ 1,280	3 %
Services revenues	1,819	1,738	81	5 %
Purchases and related costs	(45,560)	(44,531)	(1,029)	(2)%
Field operating costs	(1,768)	(1,425)	(343)	(24)%
General and administrative expenses	(381)	(350)	(31)	(9)%
Depreciation and amortization	(1,026)	(1,048)	22	2 %
Gains/(losses) on asset sales, asset impairments and other, net	(160)	152	(312)	(205)%
Equity earnings in unconsolidated entities	452	369	83	22 %
Gain on investments in unconsolidated entities, net	15	28	(13)	(46)%
Interest expense, net ⁽¹⁾	(430)	(386)	(44)	(11)%
Other income, net ⁽¹⁾	65	102	(37)	(36)%
Income tax expense	(167)	(121)	(46)	(38)%
Net income	1,113	1,502	(389)	(26)%
Net income attributable to noncontrolling interests	(341)	(272)	(69)	(25)%
Net income attributable to PAA	\$ 772	\$ 1,230	\$ (458)	(37)%
Basic and diluted net income per common unit	\$ 0.73	\$ 1.40	\$ (0.67)	**
Basic and diluted weighted average common units outstanding	702	699	3	**

** Indicates that variance as a percentage is not meaningful.

⁽¹⁾ “Interest expense, net” and “Other income, net” each include \$48 million for the year ended December 31, 2024 related to interest on promissory notes by and among PAA and certain Plains entities.

Revenues and Purchases

Fluctuations in our consolidated revenues and purchases and related costs are primarily associated with our merchant activities and are generally explained by changes in commodity prices and the impact of gains and losses related to derivative instruments used to manage our commodity price exposure. Because both product sales revenues and purchases and related costs are generally based off of the same pricing indices, the market price of the commodities will not necessarily have an impact on the absolute margins related to those sales and purchases.

A majority of our crude oil sales and purchases are indexed to the prompt month price of the NYMEX Light, Sweet crude oil futures contract (“NYMEX Price”) and our NGL sales are indexed to Mont Belvieu prices. The following table presents the range of the NYMEX Price over the last two years (in dollars per barrel):

During the Year Ended December 31,	NYMEX Price		
	Low	High	Average
2024	\$ 66	\$ 87	\$ 76
2023	\$ 67	\$ 94	\$ 78

Product sales revenues and purchases increased for the year ended December 31, 2024 compared to the year ended December 31, 2023 primarily due to higher crude oil sales volumes.

Revenues from services increased for the year ended December 31, 2024 compared to the year ended December 31, 2023 primarily due to higher pipeline volumes and tariff escalations, as well as the impact of acquisitions.

See further discussion of net revenues (revenues less purchases and related costs) in the “—Analysis of Operating Segments” section below.

Field Operating Costs

See discussion of field operating costs in the “—Analysis of Operating Segments” section below.

General and Administrative Expenses

The increase in general and administrative expenses for the year ended December 31, 2024 compared to the year ended December 31, 2023 was primarily due to (i) higher employee-related costs, (ii) higher information systems costs due to ongoing systems integration work and (iii) higher office rent due to an operating cost abatement in the prior year.

Gains/(Losses) on Asset Sales, Asset Impairments and Other, Net

The net loss on asset sales and asset impairments for the year ended December 31, 2024 was primarily due to non-cash charges related to the write-down of certain of our long-lived U.S. terminal assets included in our NGL segment due to asset impairments and accelerated depreciation in the fourth quarter of 2024.

The net gain on asset sales and asset impairments for the year ended December 31, 2023 was primarily related to the sale of our ownership interest in the Keyera Fort Saskatchewan facility in the first quarter of 2023.

See Note 6 and Note 7 to our Consolidated Financial Statements for additional information regarding these asset sales and asset impairments.

Equity Earnings in Unconsolidated Entities

See discussion of equity earnings in unconsolidated entities in the “—Analysis of Operating Segments” section below.

Gain on Investments in Unconsolidated Entities, Net

In the fourth quarter of 2024, we recognized a gain of \$15 million related to our acquisition of the remaining 50% interest in Midway Pipeline LLC.

In the third quarter of 2023, we recognized a gain of \$29 million related to the Permian JV’s acquisition of the remaining 43% interest in OMOG JV Holdings LLC.

See Note 7 to our Consolidated Financial Statements for additional information regarding these transactions.

Interest Expense, Net and Other Income/(Expense), Net

For the year ended December 31, 2024, “Interest expense, net” and “Other income, net” each include interest expense and interest income associated with promissory notes payable and receivable by and among PAA and certain Plains entities, which is the primary driver of the increase in interest expense compared to 2023 and is a component of the variance in other income year-over-year. These amounts are excluded from our non-GAAP performance measures Adjusted EBITDA and Implied DCF. As such, the interest expense and interest income associated with these notes is presented on a net basis in the reconciliation of these metrics to Net Income. See the “—Non-GAAP Financial Measures” section below.

See Note 10 to our Consolidated Financial Statements for additional information regarding our debt and related activities during the periods presented.

The following table summarizes the components impacting Interest expense, net (in millions):

	Year Ended December 31,	
	2024	2023
Interest expense on third-party borrowings	\$ 391	\$ 396
Interest expense on related party promissory notes ⁽¹⁾	48	—
Capitalized interest	(9)	(10)
	\$ 430	\$ 386

⁽¹⁾ Represents interest expense associated with promissory notes by and among PAA and certain Plains entities, as described above.

The following table summarizes the components impacting Other income/(expense), net (in millions):

	Year Ended December 31,	
	2024	2023
Interest income on related party promissory notes ⁽¹⁾	\$ 48	\$ —
Interest income from other sources	22	27
Net gain/(loss) on foreign currency revaluation ⁽²⁾	(10)	15
Gain on mark-to-market adjustment of Preferred Distribution Rate Reset Option embedded derivative ⁽³⁾	—	58
Other	5	2
	\$ 65	\$ 102

⁽¹⁾ Represents interest income associated with promissory notes by and among PAA and certain Plains entities, as described above.

⁽²⁾ The activity during the periods presented was primarily related to the impact from the change in the United States Dollar to Canadian dollar exchange rate on the portion of our intercompany net investment that is not long-term in nature.

⁽³⁾ See Note 12 to our Consolidated Financial Statements for additional information.

Income Tax (Expense)/Benefit

The net unfavorable income tax variance for the year ended December 31, 2024 compared to the year ended December 31, 2023 was primarily due to higher income tax expense in 2024 associated with Canadian withholding tax on dividends from our Canadian entities to other Plains entities driven by timing of dividend payments, including proceeds from asset divestitures.

Noncontrolling Interests

The increase in amounts attributable to noncontrolling interests for the year ended December 31, 2024 compared to the year ended December 31, 2023 was due to higher net income recognized by the Permian JV and Cactus II related to higher volumes, as well as contributions from acquisitions completed by the Permian JV. See Note 7 to our Consolidated Financial Statements for additional information.

Non-GAAP Financial Measures

To supplement our financial information presented in accordance with GAAP, management uses additional measures known as “non-GAAP financial measures” in its evaluation of past performance and prospects for the future and to assess the amount of cash that is available for distributions, debt repayments, common equity repurchases and other general partnership purposes. The primary additional measures used by management are Adjusted EBITDA, Adjusted EBITDA attributable to PAA, Implied distributable cash flow (“DCF”), Adjusted Free Cash Flow and Adjusted Free Cash Flow after Distributions.

Our definition and calculation of certain non-GAAP financial measures may not be comparable to similarly-titled measures of other companies. Adjusted EBITDA, Adjusted EBITDA attributable to PAA and Implied DCF are reconciled to Net Income, and Adjusted Free Cash Flow and Adjusted Free Cash Flow after Distributions are reconciled to Net Cash Provided by Operating Activities, the most directly comparable measures as reported in accordance with GAAP, and should be viewed in addition to, and not in lieu of, our Consolidated Financial Statements and accompanying notes. See “—Liquidity and Capital Resources—Non-GAAP Financial Liquidity Measures” for additional information regarding Adjusted Free Cash Flow and Adjusted Free Cash Flow after Distributions.

Non-GAAP Financial Performance Measures

Adjusted EBITDA is defined as earnings before (i) interest expense, (ii) income tax (expense)/benefit, (iii) depreciation and amortization (including our proportionate share of depreciation and amortization, including write-downs related to cancelled projects and impairments, of unconsolidated entities), (iv) gains and losses on asset sales, asset impairments and other, net, (v) gains on investments in unconsolidated entities, net and (vi) interest income on promissory notes by and among PAA and certain Plains entities, and adjusted for (vii) certain selected items impacting comparability. Adjusted EBITDA attributable to PAA excludes the portion of Adjusted EBITDA that is attributable to noncontrolling interests.

Management believes that the presentation of Adjusted EBITDA, Adjusted EBITDA attributable to PAA and Implied DCF provides useful information to investors regarding our performance and results of operations because these measures, when used to supplement related GAAP financial measures, (i) provide additional information about our core operating performance and ability to fund distributions to our unitholders through cash generated by our operations, (ii) provide investors with the same financial analytical framework upon which management bases financial, operational, compensation and planning/budgeting decisions and (iii) present measures that investors, rating agencies and debt holders have indicated are useful in assessing us and our results of operations. These non-GAAP financial performance measures may exclude, for example, (i) charges for obligations that are expected to be settled with the issuance of equity instruments, (ii) gains and losses on derivative instruments that are related to underlying activities in another period (or the reversal of such adjustments from a prior period), gains and losses on derivatives that are either related to investing activities (such as the purchase of linefill) or purchases of long-term inventory, and inventory valuation adjustments, as applicable, (iii) long-term inventory costing adjustments, (iv) items that are not indicative of our core operating results and/or (v) other items that we believe should be excluded in understanding our core operating performance. These measures may further be adjusted to include amounts related to deficiencies associated with minimum volume commitments whereby we have billed the counterparties for their deficiency obligation and such amounts are recognized as deferred revenue in “Other current liabilities” in our Consolidated Financial Statements. We also adjust for amounts billed by our equity method investees related to deficiencies under minimum volume commitments. Such amounts are presented net of applicable amounts subsequently recognized into revenue. We have defined all such items as “selected items impacting comparability.” We do not necessarily consider all of our selected items impacting comparability to be non-recurring, infrequent or unusual, but we believe that an understanding of these selected items impacting comparability is material to the evaluation of our operating results and prospects.

Although we present selected items impacting comparability that management considers in evaluating our performance, you should also be aware that the items presented do not represent all items that affect comparability between the periods presented. Variations in our operating results are also caused by changes in volumes, prices, exchange rates, mechanical interruptions, acquisitions, divestitures, investment capital projects and numerous other factors as discussed, as applicable, in “—Analysis of Operating Segments.”

The following tables set forth the reconciliation of the non-GAAP financial performance measures Adjusted EBITDA, Adjusted EBITDA attributable to PAA and Implied DCF from Net Income (in millions):

	Year Ended December 31,		Variance	
	2024	2023	\$	%
Net income	\$ 1,113	\$ 1,502	\$ (389)	(26)%
Interest expense, net of certain items ⁽¹⁾	382	386	(4)	(1)%
Income tax expense	167	121	46	38 %
Depreciation and amortization	1,026	1,048	(22)	(2)%
(Gains)/losses on asset sales, asset impairments and other, net	160	(152)	312	205 %
Gain on investments in unconsolidated entities, net	(15)	(28)	13	46 %
Depreciation and amortization of unconsolidated entities ⁽²⁾	84	87	(3)	(3)%
Selected Items Impacting Comparability:				
Derivative activities and inventory valuation adjustments	85	159	(74)	**
Long-term inventory costing adjustments	(9)	35	(44)	**
Deficiencies under minimum volume commitments, net	(31)	12	(43)	**
Equity-indexed compensation expense	36	36	—	**
Foreign currency revaluation	(27)	24	(51)	**
Line 901 incident	345	10	335	**
Transaction-related expenses	—	1	(1)	**
Selected Items Impacting Comparability - Segment Adjusted EBITDA ⁽³⁾	399	277	122	**
Mark-to-market adjustment of Preferred Distribution Rate Reset Option embedded derivative ⁽⁴⁾	—	(58)	58	**
Foreign currency revaluation ⁽⁵⁾	10	(16)	26	**
Selected Items Impacting Comparability - Adjusted EBITDA ⁽⁶⁾	409	203	206	**
Adjusted EBITDA ⁽⁶⁾	\$ 3,326	\$ 3,167	\$ 159	5 %
Adjusted EBITDA attributable to noncontrolling interests ⁽⁷⁾	(547)	(456)	(91)	(20)%
Adjusted EBITDA attributable to PAA	\$ 2,779	\$ 2,711	\$ 68	3 %

	Year Ended December 31,		Variance	
	2024	2023	\$	%
Adjusted EBITDA ⁽⁶⁾⁽⁸⁾	\$ 3,326	\$ 3,167	\$ 159	5 %
Interest expense, net of certain non-cash and other items ⁽⁹⁾	(365)	(367)	2	1 %
Maintenance capital ⁽¹⁰⁾	(261)	(231)	(30)	(13)%
Investment capital of noncontrolling interests ⁽¹¹⁾	(86)	(87)	1	1 %
Current income tax expense	(195)	(145)	(50)	(34)%
Distributions from unconsolidated entities in excess of/(less than) adjusted equity earnings ⁽¹²⁾	11	(37)	48	**
Distributions to noncontrolling interests ⁽¹³⁾	(425)	(333)	(92)	(28)%
Implied DCF	\$ 2,005	\$ 1,967	\$ 38	2 %
Preferred unit cash distributions ⁽¹³⁾	(254)	(241)		
Implied DCF Available to Common Unitholders	\$ 1,751	\$ 1,726		
Common unit cash distributions ⁽¹³⁾	(891)	(748)		
Implied DCF Excess ⁽¹⁴⁾	\$ 860	\$ 978		

** Indicates that variance as a percentage is not meaningful.

⁽¹⁾ Represents "Interest expense, net" as reported on our Consolidated Statements of Operations, net of interest income associated with promissory notes by and among PAA and certain Plains entities.

- (2) We exclude our proportionate share of the depreciation and amortization expense (including write-downs related to cancelled projects and impairments) of unconsolidated entities when reviewing Adjusted EBITDA, similar to our consolidated assets.
- (3) For a more detailed discussion of these selected items impacting comparability, see the footnotes to the Segment Adjusted EBITDA Reconciliation table in Note 19 to our Consolidated Financial Statements.
- (4) The Preferred Distribution Rate Reset Option of our Series A preferred units was accounted for as an embedded derivative and recorded at fair value in our Consolidated Financial Statements. The associated gains and losses are not integral to our results and were thus classified as a selected item impacting comparability. See Note 12 to our Consolidated Financial Statements for additional information regarding the Preferred Distribution Rate Reset Option.
- (5) During the periods presented, there were fluctuations in the value of CAD to USD, resulting in the realization of foreign exchange gains and losses on the settlement of foreign currency transactions as well as the revaluation of monetary assets and liabilities denominated in a foreign currency. The associated gains and losses are not integral to our results and were thus classified as a selected item impacting comparability.
- (6) “Other income/(expense), net” on our Consolidated Statements of Operations, excluding interest income associated with promissory notes by and among PAA and certain Plains entities, adjusted for selected items impacting comparability (“Adjusted other income/(expense), net”) is included in Adjusted EBITDA and excluded from Segment Adjusted EBITDA.
- (7) Reflects amounts attributable to noncontrolling interests in the Permian JV, Cactus II and Red River.
- (8) See the table above for a reconciliation from Net Income to Adjusted EBITDA.
- (9) Amount excludes certain non-cash items impacting interest expense such as amortization of debt issuance costs and terminated interest rate swaps and is net of interest income associated with promissory notes by and among PAA and certain Plains entities.
- (10) Maintenance capital expenditures are defined as capital expenditures for the replacement and/or refurbishment of partially or fully depreciated assets in order to maintain the operating and/or earnings capacity of our existing assets.
- (11) Investment capital expenditures attributable to noncontrolling interests that reduce Implied DCF available to PAA common unitholders.
- (12) Comprised of cash distributions received from unconsolidated entities less equity earnings in unconsolidated entities (adjusted for our proportionate share of depreciation and amortization, including write-downs related to cancelled projects, and selected items impacting comparability of unconsolidated entities).
- (13) Cash distributions paid during the period presented.
- (14) Excess DCF is retained to establish reserves for debt repayment, future distributions, common equity repurchases, capital expenditures and other partnership purposes.

Analysis of Operating Segments

We manage our operations through two operating segments: Crude Oil and NGL. Our Chief Operating Decision Maker (“CODM”) (our Chief Executive Officer) evaluates segment performance based on a variety of measures including Segment Adjusted EBITDA, segment volumes and maintenance capital investment.

We define Segment Adjusted EBITDA as revenues and equity earnings in unconsolidated entities less (a) significant segment expenses including: (i) purchases and related costs, (ii) field operating costs and (iii) segment general and administrative expenses, plus (b) our proportionate share of the depreciation and amortization expense (including write-downs related to cancelled projects and impairments) of unconsolidated entities, further adjusted (c) for certain selected items including (i) gains and losses on derivative instruments that are related to underlying activities in another period (or the reversal of such adjustments from a prior period), gains and losses on derivatives that are either related to investing activities (such as the purchase of linefill) or purchases of long-term inventory, and inventory valuation adjustments, as applicable, (ii) long-term inventory costing adjustments, (iii) charges for obligations that are expected to be settled with the issuance of equity instruments, (iv) amounts related to deficiencies associated with minimum volume commitments, net of the applicable amounts subsequently recognized into revenue and (v) other items that our CODM believes are integral to understanding our core segment operating performance and (d) to exclude the portion of all preceding items that is attributable to noncontrolling interests (“Segment amounts attributable to noncontrolling interests”). See Note 19 to our Consolidated Financial Statements for a reconciliation of Segment Adjusted EBITDA to Net income attributable to PAA.

In connection with our merchant activities, our Crude Oil and NGL segments may enter into intersegment transactions for the purchase or sale of products, along with services such as the transportation, terminalling or storage of products. Intersegment transactions are conducted at rates similar to those charged to third parties or rates that we believe approximate market. Intersegment activities are eliminated in consolidation and we believe that the estimates with respect to these rates are reasonable. Also, our segment operating and general and administrative expenses reflect direct costs attributable to each segment; however, we also allocate certain operating expenses and general and administrative overhead expenses between segments based on management's assessment of the business activities for the period. The proportional allocations by segment require judgment by management and may be adjusted in the future based on the business activities that exist during each period. We believe that the estimates with respect to these allocations are reasonable.

Revenues and expenses from our Canadian based subsidiaries, which use CAD as their functional currency, are translated at the prevailing average exchange rates for the month.

Crude Oil Segment

Our Crude Oil segment operations generally consist of gathering and transporting crude oil using pipelines (including gathering systems), trucks and, at times, on barges or railcars, in addition to providing terminalling, storage and other related services utilizing our integrated assets across the United States and Canada. Our assets provide services to third parties as well as to our merchant activities. Our merchant activities include the purchase of crude oil supply and the movement of this supply on our assets or third-party assets to sales locations, including our terminals, third-party connecting carriers, regional hubs or to refineries. Our merchant activities are governed by our risk management policies.

Our Crude Oil segment generates revenue through a combination of tariffs, pipeline capacity agreements and other transportation fees, month-to-month and multi-year storage and terminalling agreements and the sale of gathered and bulk-purchased crude oil. Tariffs and other fees on our pipeline systems are typically based on volumes transported and vary by receipt point and delivery point. Fees for our terminalling and storage services are based on capacity leases and throughput volumes. Generally, results from our merchant activities are impacted by (i) increases or decreases in our lease gathering crude oil purchases volumes and (ii) volatility in commodity price differentials, particularly grade and location differentials, as well as time spreads. The segment results also include the direct fixed and variable field costs of operating the crude oil assets, as well as an allocation of indirect operating costs.

The following tables set forth our operating results from our Crude Oil segment:

Operating Results ⁽¹⁾ (in millions)	Year Ended December 31,		Variance	
	2024	2023	\$	%
Revenues	\$ 48,720	\$ 47,174	\$ 1,546	3 %
Purchases and related costs ⁽²⁾	(45,033)	(43,805)	(1,228)	(3)%
Field operating costs ⁽²⁾	(1,440)	(1,053)	(387)	(37)%
Segment general and administrative expenses ⁽²⁾⁽³⁾	(298)	(271)	(27)	(10)%
Equity earnings in unconsolidated entities	452	369	83	22 %
Other segment items ⁽⁴⁾ :				
Depreciation and amortization of unconsolidated entities	84	87	(3)	(3)%
Derivative activities and inventory valuation adjustments	5	17	(12)	**
Long-term inventory costing adjustments	1	22	(21)	**
Deficiencies under minimum volume commitments, net	(31)	12	(43)	**
Equity-indexed compensation expense	36	35	1	**
Foreign currency revaluation	(22)	19	(41)	**
Line 901 incident	345	10	335	**
Transaction-related expenses	—	1	(1)	**
Segment amounts attributable to noncontrolling interests	(543)	(454)	(89)	**
Segment Adjusted EBITDA	\$ 2,276	\$ 2,163	\$ 113	5 %
Maintenance capital expenditures	\$ 183	\$ 145	\$ 38	26 %
Average Volumes	Year Ended December 31,		Variance	
	2024	2023	Volumes	%
Crude oil pipeline tariff (by region) ⁽⁵⁾				
Permian Basin ⁽⁶⁾	6,731	6,356	375	6 %
Rocky Mountain ⁽⁶⁾	474	372	102	27 %
Other ⁽⁶⁾	1,729	1,732	(3)	— %
Total crude oil pipeline tariff	8,934	8,460	474	6 %
Commercial crude oil storage capacity ⁽⁶⁾⁽⁷⁾	72	72	—	— %
Crude oil lease gathering purchases ⁽⁵⁾⁽⁸⁾	1,586	1,452	134	9 %

** Indicates that variance as a percentage is not meaningful.

(1) Revenues and costs and expenses include intersegment amounts.

(2) Represents components of significant segment expenses.

(3) Segment general and administrative expenses reflect direct costs attributable to each segment and an allocation of other expenses to the segments. The proportional allocations by segment require judgment by management and are based on the business activities that exist during each period.

(4) Represents adjustments included in the performance measure utilized by our CODM in the evaluation of segment results. See Note 19 to our Consolidated Financial Statements for additional discussion of such adjustments.

(5) Average daily volumes in thousands of barrels per day calculated as the total volumes (attributable to our interest for assets owned by unconsolidated entities or through UJIs) for the year divided by the number of days in the year. Volumes associated with acquisitions represent total volumes for the number of days we actually owned the assets divided by the number of days in the period.

- (6) Includes volumes (attributable to our interest) from assets owned by unconsolidated entities.
- (7) Average monthly capacity in millions of barrels per day calculated as total volumes for the year divided by the number of months in the year.
- (8) Of this amount, approximately 1,278 and 1,147 thousand barrels per day were purchased in the Permian Basin for the years ended December 31, 2024 and 2023, respectively.

Segment Adjusted EBITDA

Crude Oil Segment Adjusted EBITDA increased for the year ended December 31, 2024 compared to the year ended December 31, 2023 primarily due to higher tariff volumes on our pipelines, tariff escalations and contributions from acquisitions, partially offset by fewer market-based opportunities.

The following is a more detailed discussion of the significant factors impacting Segment Adjusted EBITDA for the year ended December 31, 2024 compared to the year ended December 31, 2023.

Net Revenues and Equity Earnings. Our results were favorably impacted by (i) volume growth across our pipeline systems driven by increased production in the Permian Basin region, as well as increased movements from the Rocky Mountain region to Cushing, Oklahoma, (ii) the benefit of tariff escalations and (iii) contributions from acquisitions, including increases in ownership of certain pipeline systems.

Additionally, our results for the year ended December 31, 2024 compared to 2023 reflect fewer crude oil market-based opportunities.

Field Operating Costs. For the year ended December 31, 2024 compared to the year ended December 31, 2023, we recognized higher expenses associated with (i) an increase in costs associated with settlements related to the Line 901 incident that occurred in May 2015 (which impact field operating costs, but are excluded from Segment Adjusted EBITDA, and thus are reflected as a component of “Other segment items” in the table above), (ii) an increase in estimated costs for long-term environmental remediation obligations, (iii) property taxes due to the impact of favorable adjustments in 2023 and (iv) incremental operating costs and employee-related costs associated with acquisitions, partially offset by (v) unrealized mark-to-market gains on power hedges (which impact our field operating costs but are excluded from Segment Adjusted EBITDA and thus are reflected as a component of “Other segment items” in the table above) and (vi) decreased costs resulting from lower third-party trucked volumes.

Maintenance Capital

Maintenance capital consists of capital expenditures for the replacement and/or refurbishment of partially or fully depreciated assets in order to maintain the operating and/or earnings capacity of our existing assets. The increase in maintenance capital spending for the year ended December 31, 2024 compared to the year ended December 31, 2023 was primarily due to (i) an increase in integrity management, maintenance and repairs and replacement projects and (ii) more trucking lease buyouts.

NGL Segment

Our NGL segment operations involve natural gas processing and NGL fractionation, storage, transportation and terminalling. Our NGL revenues are primarily derived from a combination of (i) providing gathering, fractionation, storage, and/or terminalling services to third-party customers for a fee, and (ii) our merchant activities of extracting NGL mix from the gas stream processed at our Empress straddle plant facility as well as acquiring NGL mix, which is then transported, stored and fractionated into finished products and sold to customers. The commodity exposure associated with our merchant activities is governed by our risk management policies.

Generally, our segment results are impacted by (i) increases or decreases in our NGL sales volumes, (ii) volatility in commodity price differentials, primarily the differential between the price of natural gas and the extracted NGL (“frac spread”), as well as location differentials and time spreads, (iii) the quality and volume of natural gas transported on third-party assets through our Empress straddle plant and (iv) our share of the NGL received from a third-party straddle plant.

Our NGL operations are sensitive to weather-related demand, particularly during the approximate five-month peak heating season of November through March, and temperature differences from period-to-period may have a significant effect on NGL demand, and thus our financial performance, as well as the impact of comparative performance between financial reporting periods that bisect the five-month peak heating season.

The following tables set forth our operating results from our NGL segment:

Operating Results ⁽¹⁾ (in millions)	Year Ended December 31,		Variance	
	2024	2023	\$	%
Revenues	\$ 1,724	\$ 1,935	\$ (211)	(11)%
Purchases and related costs ⁽²⁾	(898)	(1,123)	225	20 %
Field operating costs ⁽²⁾	(328)	(372)	44	12 %
Segment general and administrative expenses ^{(2) (3)}	(83)	(79)	(4)	(5)%
Other segment items ⁽⁴⁾ :				
Derivative activities	80	142	(62)	**
Long-term inventory costing adjustments	(10)	13	(23)	**
Equity-indexed compensation expense	—	1	(1)	**
Foreign currency revaluation	(5)	5	(10)	**
Segment Adjusted EBITDA	\$ 480	\$ 522	\$ (42)	(8)%
Maintenance capital expenditures	\$ 78	\$ 86	\$ (8)	(9)%

Average Volumes (in thousands of barrels per day) ⁽⁵⁾	Year Ended December 31,		Variance	
	2024	2023	Volumes	%
NGL fractionation	132	115	17	15 %
NGL pipeline tariff	213	180	33	18 %
Propane and butane sales	92	86	6	7 %

** Indicates that variance as a percentage is not meaningful.

(1) Revenues and costs and expenses include intersegment amounts.

(2) Represents components of significant segment expenses.

(3) Segment general and administrative expenses reflect direct costs attributable to each segment and an allocation of other expenses to the segments. The proportional allocations by segment require judgment by management and are based on the business activities that exist during each period.

(4) Represents adjustments included in the performance measure utilized by our CODM in the evaluation of segment results. See Note 19 to our Consolidated Financial Statements for additional discussion of such adjustments.

(5) Average daily volumes are calculated as total volumes (attributable to our interest for assets owned through UJIs) for the year divided by the number of days in the year.

Segment Adjusted EBITDA

NGL Segment Adjusted EBITDA for the year ended December 31, 2024 decreased compared to the year ended December 31, 2023, primarily due to the impact of lower realized frac spreads, partially offset by higher propane and butane sales volumes.

Significant variances in the components of Segment Adjusted EBITDA are discussed in more detail below:

Net Revenues. Net revenues include the impact of derivative activities and long-term inventory costing adjustments, which are excluded from Segment Adjusted EBITDA and thus are reflected as a component of “Other segment items” in the table above. Excluding such impacts, net revenues decreased for the year ended December 31, 2024 compared to the year ended December 31, 2023 primarily due to (i) lower realized frac spreads and (ii) lower field operating cost recoveries at our Empress straddle plants realized through our commercial agreements, partially offset by (iii) higher propane and butane sales volumes, (iv) tariff escalations and (v) market opportunities.

Field Operating Costs. The decrease in field operating costs for the year ended December 31, 2024 compared to the year ended December 31, 2023 was primarily due to (i) decreased utilities-related costs largely as a result of lower prices and (ii) a decrease in unrealized mark-to-market losses on power hedges (which impact our field operating costs, but are excluded from Segment Adjusted EBITDA, and thus are reflected as a component of “Other segment items” in the table above), partially offset by (iii) higher maintenance and repairs. The decrease in utilities-related costs was partially offset by the lower benefit to net revenues of operating cost recoveries realized through commercial agreements.

Maintenance Capital

The decrease in maintenance capital spending for the year ended December 31, 2024 compared to the year ended December 31, 2023 was primarily due to timing of routine integrity activities.

Liquidity and Capital Resources

General

Our primary sources of liquidity are (i) cash flow from operating activities and (ii) borrowings under our credit facilities or commercial paper program. In addition, we may supplement these primary sources of liquidity with proceeds from asset sales, and in the past have utilized funds received from sales of equity and debt securities. Our primary cash requirements include, but are not limited to, (i) ordinary course of business uses, such as the payment of amounts related to the purchase of crude oil, NGL and other products, payment of other expenses and interest payments on outstanding debt, (ii) investment and maintenance capital activities, (iii) acquisitions of assets or businesses, (iv) repayment of principal on our long-term debt and (v) distributions to our unitholders and noncontrolling interests. In addition, we may use cash for repurchases of common equity. We generally expect to fund our short-term cash requirements through cash flow generated from operating activities and/or borrowings under our credit facilities or commercial paper program. In addition, we generally expect to fund our long-term needs, such as those resulting from investment capital activities, acquisitions or refinancing our long-term debt, through a variety of sources, which may include any or a combination of the sources listed above.

As of December 31, 2024, although we had a working capital deficit of \$148 million, we had over \$2.6 billion of liquidity available to meet our ongoing operating, investing and financing needs, subject to continued covenant compliance, as noted below (in millions):

	As of December 31, 2024
Availability under senior unsecured revolving credit facility ⁽¹⁾⁽²⁾	\$ 1,350
Availability under senior secured hedged inventory facility ⁽¹⁾⁽²⁾	1,333
Amounts outstanding under commercial paper program	<u>(393)</u>
Subtotal	2,290
Cash and cash equivalents ⁽³⁾	<u>347</u>
Total	<u>\$ 2,637</u>

⁽¹⁾ Represents availability prior to giving effect to borrowings outstanding under our commercial paper program, which reduce available capacity under the facilities.

⁽²⁾ Available capacity under our senior unsecured revolving credit facility and senior secured hedged inventory facility was reduced by outstanding letters of credit issued under these facilities of less than \$1 million and \$17 million, respectively.

⁽³⁾ Excludes restricted cash of \$1 million.

Usage of our credit facilities, which provide the financial backstop for our commercial paper program, is subject to ongoing compliance with covenants, as discussed further below. Our borrowing capacity and borrowing costs are also impacted by our credit rating. See Item 1A. “Risk Factors—Risks Related to Our Business—Loss of our investment grade credit rating or the ability to receive open credit could negatively affect our borrowing costs, ability to purchase crude oil, NGL and natural gas supplies or to capitalize on market opportunities.”

We believe that we have, and will continue to have, the ability to access our commercial paper program and credit facilities, which we use to meet our short-term cash needs. We believe that our financial position remains strong and we have sufficient liquid assets, cash flow from operating activities and borrowing capacity under our credit agreements to meet our financial commitments, debt service obligations, contingencies and anticipated capital expenditures. We are, however, subject to business and operational risks that could adversely affect our cash flow, including extended disruptions in the financial markets and/or energy price volatility resulting from current macroeconomic and geopolitical conditions, including actions by OPEC. A prolonged material decrease in our cash flows would likely produce an adverse effect on our borrowing capacity and cost of borrowing. See Item 1A. “Risk Factors” for further discussion regarding risks that may impact our liquidity and capital resources.

Credit Agreements, Commercial Paper Program and Indentures

We have three primary credit arrangements, which we use to meet our short-term cash needs. These include our \$1.35 billion senior unsecured revolving credit facility maturing in 2029 (excluding a commitment of \$64 million, which matures in 2027), \$1.35 billion senior secured hedged inventory facility maturing in 2027 (excluding a commitment of \$64 million, which matures in 2026) and \$2.7 billion unsecured commercial paper program that is backstopped by our revolving credit facility and our hedged inventory facility. The credit agreements for our revolving credit facilities (which impact our ability to access our commercial paper program because they provide the financial backstop that supports our short-term credit ratings) and the indentures governing our senior notes contain cross-default provisions. A default under our credit agreements or indentures would permit the lenders to accelerate the maturity of the outstanding debt. As long as we are in compliance with the provisions in our credit agreements, our ability to make distributions of available cash is not restricted. We were in compliance with the covenants contained in our credit agreements and indentures as of December 31, 2024.

Non-GAAP Financial Liquidity Measures

Management uses the non-GAAP financial liquidity measures Adjusted Free Cash Flow and Adjusted Free Cash Flow after Distributions to assess the amount of cash that is available for distributions, debt repayments, common equity repurchases and other general partnership purposes. Adjusted Free Cash Flow is defined as Net cash provided by operating activities, less Net cash provided by/(used in) investing activities, which primarily includes acquisition, investment and maintenance capital expenditures, investments in unconsolidated entities and related party notes and the net impact from the purchase and sale of linefill, net of proceeds from the sales of assets and further impacted by distributions to and contributions from noncontrolling interests and proceeds from the issuance of related party notes. Adjusted Free Cash Flow is further reduced by cash distributions paid to our preferred and common unitholders to arrive at Adjusted Free Cash Flow after Distributions.

The following table sets forth the reconciliation of the non-GAAP financial liquidity measures Adjusted Free Cash Flow and Adjusted Free Cash Flow after Distributions from Net Cash Provided by Operating Activities (in millions):

	Year Ended December 31,	
	2024	2023
Net cash provided by operating activities	\$ 2,490	\$ 2,727
Adjustments to reconcile net cash provided by operating activities to adjusted free cash flow:		
Net cash used in investing activities ⁽¹⁾	(1,504)	(702)
Cash contributions from noncontrolling interests	57	106
Cash distributions paid to noncontrolling interests ⁽²⁾	(425)	(333)
Proceeds from the issuance of related party notes ⁽¹⁾	629	—
Adjusted Free Cash Flow	\$ 1,247	\$ 1,798
Cash distributions ⁽³⁾	(1,145)	(989)
Adjusted Free Cash Flow after Distributions ⁽⁴⁾	\$ 102	\$ 809

(1) PAA and certain Plains entities have issued promissory notes by and among such entities to facilitate financing. “Proceeds from the issuance of related party notes” has an equal and offsetting cash outflow associated with our investment in related party notes, which is included as a component of “Net cash used in investing activities.” See Note 16 to our Consolidated Financial Statements for additional information on our related party notes.

(2) Cash distributions paid during the period presented.

(3) Cash distributions paid to our preferred and common unitholders during the period presented.

(4) Excess Adjusted Free Cash Flow after Distributions is retained to establish reserves for future distributions, capital expenditures, debt reduction and other partnership purposes. Adjusted Free Cash Flow after Distributions shortages, if any, may be funded from previously established reserves, cash on hand or from borrowings under our credit facilities or commercial paper program.

Cash Flow from Operating Activities

The primary drivers of cash flow from operating activities are (i) the collection of amounts related to the sale of crude oil, NGL and other products, the transportation of crude oil and other products for a fee, and the provision of storage and terminalling services for a fee and (ii) the payment of amounts related to the purchase of crude oil, NGL and other products and other expenses, principally field operating costs, general and administrative expenses and interest expense.

Cash flow from operating activities can be materially impacted by the storage of crude oil in periods of a contango market, when the price of crude oil for future deliveries is higher than current prices. In the month we pay for the stored crude oil, we borrow under our credit facilities or commercial paper program (or use cash on hand) to pay for the crude oil, which negatively impacts operating cash flow. Conversely, cash flow from operating activities increases during the period in which we collect the cash from the sale of the stored crude oil. Similarly, the level of NGL and other product inventory stored and held for resale at period end affects our cash flow from operating activities.

In periods when the market is not in contango, we typically sell our crude oil during the same month in which we purchase it and we do not rely on borrowings under our credit facilities or commercial paper program to pay for the crude oil. During such market conditions, our accounts payable and accounts receivable generally move in tandem as we make payments and receive payments for the purchase and sale of crude oil in the same month, which is the month following such activity. In periods during which we build inventory, regardless of market structure, we may rely on our credit facilities or commercial paper program to pay for the inventory. In addition, we use derivative instruments to manage the risks associated with the purchase and sale of our commodities. Therefore, our cash flow from operating activities may be impacted by the margin deposit requirements related to our derivative activities. See Note 12 to our Consolidated Financial Statements for a discussion regarding our derivatives and risk management activities.

Net cash provided by operating activities for the years ended December 31, 2024 and 2023 was approximately \$2.5 billion and \$2.7 billion, respectively, and primarily resulted from earnings from our operations.

Investing Activities

Capital Expenditures

In addition to our operating needs, we also use cash for our investment capital projects, maintenance capital activities and acquisition activities. We fund these expenditures with cash generated by operating activities, financing activities and/or proceeds from asset sales. In the near term, we do not plan to issue common equity to fund such expenditures. The following table summarizes our investment, maintenance and acquisition capital expenditures (in millions):

	Year Ended December 31,	
	2024	2023
Investment capital ⁽¹⁾⁽²⁾⁽³⁾	\$ 415	\$ 399
Maintenance capital ⁽¹⁾⁽³⁾	261	231
Acquisition capital ⁽²⁾⁽⁴⁾	254	431
	<u>\$ 930</u>	<u>\$ 1,061</u>

- (1) Capital expenditures made to expand the existing operating and/or earnings capacity of our assets are classified as "Investment capital." Capital expenditures made to replace and/or refurbish partially or fully depreciated assets in order to maintain the operating and/or earnings capacity of our existing assets are classified as "Maintenance capital."
- (2) Contributions to unconsolidated entities, accounted for under the equity method of accounting, that are related to investment capital projects by such entities are recognized in "Investment capital." Acquisitions of initial investments or additional interests in unconsolidated entities are included in "Acquisition capital."
- (3) Investment capital and maintenance capital, net to our 65% interest in the Permian JV, was approximately \$329 million and \$242 million, respectively, for 2024, and approximately \$310 million and \$214 million, respectively, for 2023.
- (4) Acquisition capital for 2024 primarily includes the acquisitions of additional ownership interests in equity method investees. Acquisition capital for 2023 primarily includes the acquisition by the Permian JV of (i) the remaining 43% interest in OMOG JV Holdings LLC and (ii) gathering assets in the Southern and Northern Delaware Basins. See Note 7 and Note 8 to our Consolidated Financial Statements for additional information. Acquisition capital, net to our 65% interest in the Permian JV, was approximately \$243 million and \$281 million for 2024 and 2023, respectively.

In the first quarter of 2025, we completed two additional bolt-on acquisitions for \$636 million (approximately \$580 million net to our interest), which included (i) a Delaware Basin crude oil gathering business and (ii) an Eagle Ford Basin gathering system. We used a portion of the net proceeds from our January 2025 senior notes offering to fund these acquisitions.

Investment Capital Projects

Our investment capital programs consist of investments in midstream infrastructure projects that build upon our core assets and operations. The majority of this investment capital consists of highly-contracted projects that complement our broader system capabilities and support the long-term needs of the upstream and downstream sectors of the industry value chain. The following table summarizes our investment in capital projects (in millions):

Projects	Year Ended December 31,	
	2024	2023
Complementary Permian Basin Projects ⁽¹⁾	\$ 249	\$ 266
Selected Facilities/Downstream Projects ⁽²⁾	107	71
Other Projects	59	62
Total	<u>\$ 415</u>	<u>\$ 399</u>

- (1) Includes projects associated with assets included in the Permian JV.
- (2) Includes projects at our St. James and Fort Saskatchewan terminals.

Projected 2025 Capital Expenditures. Total investment capital for the year ending December 31, 2025 is currently projected to be approximately \$500 million (\$400 million net to our interest). Approximately half of our projected investment capital expenditures are expected to be invested in the Permian JV assets. Additionally, maintenance capital for 2025 is currently projected to be approximately \$260 million (\$240 million net to our interest). We expect to fund our 2025 investment and maintenance capital expenditures primarily with retained cash flow.

Divestitures

Proceeds from the sale of assets have historically generally been used to fund our investment capital projects and reduce debt levels. The following table summarizes the proceeds received from divestitures during the last two years (in millions):

	Year Ended December 31,	
	2024	2023
Proceeds from divestitures ⁽¹⁾	\$ 13	\$ 328

⁽¹⁾ Represents proceeds, including working capital adjustments, net of transaction costs. The proceeds from divestitures for the year ended December 31, 2023 are primarily from the sale of our 21% non-operated/UJI in the Keyera Fort Saskatchewan facility in February 2023. See Note 7 to our Consolidated Financial Statements for additional information.

Ongoing Activities Related to Strategic Transactions

We are continuously engaged in the evaluation of potential transactions that support our current business strategy. In the past, such transactions have included the acquisition of assets that complement our existing footprint, the sale of non-core assets, the sale of partial interests in assets to strategic joint venture partners, and large investment capital projects. With respect to a potential acquisition or divestiture, we may conduct an auction process or participate in an auction process conducted by a third party or we may negotiate a transaction with one or a limited number of potential sellers (in the case of an acquisition) or buyers (in the case of a divestiture). Such transactions could have a material effect on our financial condition and results of operations.

We typically do not announce a transaction until after we have executed a definitive agreement. In certain cases, in order to protect our business interests or for other reasons, we may defer public announcement of a transaction until closing or a later date. Past experience has demonstrated that discussions and negotiations regarding a potential transaction can advance or terminate in a short period of time. Moreover, the closing of any transaction for which we have entered into a definitive agreement may be subject to customary and other closing conditions, which may not ultimately be satisfied or waived. Accordingly, we can give no assurance that our current or future efforts with respect to any such transactions will be successful, and we can provide no assurance that our financial expectations with respect to such transactions will ultimately be realized. See Item 1A. “Risk Factors—Risks Related to Our Business—Acquisitions and divestitures involve risks that may adversely affect our business.”

Related Party Promissory Notes

In July 2024, promissory notes with a face value of CAD\$865 million (approximately \$629 million) were issued by and among us and certain Plains entities. The cash outflow associated with our investment in promissory notes issued by PAGP to us has an equal and offsetting cash inflow associated with proceeds from the issuance by our consolidated subsidiary of promissory notes to PAGP for the same face value amount, which is included as a component of financing activities.

In February 2025, additional promissory notes with a face value of CAD\$473 million (approximately \$330 million) were issued by and among us and certain Plains entities. See Note 16 to our Consolidated Financial Statements for additional information about our related party promissory notes.

Financing Activities

Our financing activities primarily relate to funding investment capital projects, acquisitions and refinancing of our debt maturities, as well as short-term working capital (including borrowings for NYMEX and ICE margin deposits) and hedged inventory borrowings related to our NGL business and contango market activities.

Borrowings and Repayments Under Credit Arrangements

During the year ended December 31, 2024, we had net repayments under our commercial paper program of \$40 million. The net repayments resulted primarily from cash flow from operating activities and proceeds from the issuance of \$650 million, 5.70% senior notes in June 2024, which offset borrowings during the year related to funding needs for capital investments, inventory purchases, repayment of \$750 million, 3.60% senior notes due November 2024, and other general partnership purposes.

During the year ended December 31, 2023, we had net borrowings under our commercial paper program of \$433 million. The net borrowings resulted primarily from borrowings during the year related to funding needs for capital investments, inventory purchases and other general partnership purposes.

Senior Notes

Issuances of Senior Notes. We did not issue any senior unsecured notes during 2023. During 2024, we issued senior unsecured notes as summarized in the table below (in millions):

Year	Description	Maturity	Face Value	Gross Proceeds ⁽¹⁾	Net Proceeds ⁽²⁾
2024	5.70% Senior Notes issued at 99.953% of face value	September 2034	\$ 650	\$ 650	\$ 643 ⁽³⁾

⁽¹⁾ Face value of notes less the applicable premium or discount (before deducting for initial purchaser discounts, commissions and offering expenses).

⁽²⁾ Face value of notes less the applicable premium or discount, initial purchaser discounts, commissions and offering expenses.

⁽³⁾ We used the net proceeds from the offering, along with other cash on hand, to repay on November 1, 2024 the principal amount of our \$750 million, 3.60% senior notes due November 2024. Prior to such repayment, we used a portion of the net proceeds from the offering to repay outstanding borrowings under our commercial paper program and for general partnership purposes.

In January 2025, we also completed the offering of \$1 billion, 5.95% senior notes due June 2035 at a public offering price of 99.761%. Interest payments are due on June 15 and December 15 of each year, commencing on June 15, 2025. We used the net proceeds from this offering of approximately \$988 million, after deducting the underwriting discount and offering expenses, to (i) fund the acquisitions completed during the first quarter of 2025, (ii) fund the repurchase in January 2025 of 12.7 million Series A preferred units, including accrued and unpaid distributions and (iii) repay outstanding borrowings under our credit facilities and commercial paper program, and, pending such uses, for general partnership purposes. See Note 7 and Note 11 to our Consolidated Financial Statements for additional information regarding our recently completed acquisitions and our Series A preferred units, respectively.

Repayments of Senior Notes. During 2024 and 2023, we repaid the following senior unsecured notes in full (in millions):

Year	Description	Repayment Date
2024	\$750 million 3.60% Senior Notes due November 2024	November 2024 ⁽¹⁾
2023	\$700 million 3.85% Senior Notes due October 2023	October 2023 ⁽²⁾
2023	\$400 million 2.85% Senior Notes due January 2023	January 2023 ⁽²⁾

⁽¹⁾ We repaid these senior notes with proceeds from our 5.70% senior notes issued in June 2024, cash on hand and borrowings under our commercial paper program.

⁽²⁾ We repaid these senior notes with cash on hand and borrowings under our commercial paper program.

Registration Statements

We periodically access the capital markets for both equity and debt financing. We have filed with the SEC a universal shelf registration statement that, subject to effectiveness at the time of use, allows us to issue up to a specified amount of debt or equity securities (“Traditional Shelf”), under which we had approximately \$1.1 billion of unsold securities available at December 31, 2024. We did not conduct any offerings under our Traditional Shelf during the year 2024. We also have access to a universal shelf registration statement (“WKSI Shelf”), which provides us with the ability to offer and sell an unlimited amount of debt and equity securities, subject to market conditions and our capital needs. The offerings of \$650 million, 5.70% senior notes in June 2024 and \$1 billion, 5.95% senior notes in January 2025 were conducted under our WKSI Shelf.

Common Equity Repurchase Program

In November 2020, the board of directors of PAGP GP approved a \$500 million common equity repurchase program (the “Program”) to be utilized as an additional method of returning capital to investors. The Program authorizes the repurchase from time to time of up to \$500 million of our common units and/or PAGP Class A shares via open market purchases or negotiated transactions conducted in accordance with applicable regulatory requirements. Ultimately, the amount, timing and pace of potential repurchase activity will be determined by a number of factors, including market conditions, our financial performance and flexibility, actual and expected free cash flow after distributions, the absolute and relative equity prices of our common units and PAGP Class A shares, and the extent to which we are positioned to achieve and maintain our targeted leverage ratio. No time limit has been set for completion of the Program, and the Program may be suspended or discontinued at any time. The Program does not obligate us or PAGP to acquire a particular number of common units or PAGP Class A shares. Any common units or PAGP Class A shares that are repurchased will be canceled.

There were no repurchases under the Program during the years ended December 31, 2024 and 2023. The remaining available capacity under the Program as of December 31, 2024 was \$198 million.

Preferred Unit Repurchase

On January 31, 2025, we repurchased 12.7 million units, or 18%, of our outstanding Series A preferred units at the issue price of \$26.25 per unit for a purchase price of approximately \$333 million, plus accrued and unpaid distributions through January 30, 2025 of approximately \$10 million. We used a portion of the net proceeds from our January 2025 senior notes offering to fund this repurchase. See Note 11 to our Consolidated Financial Statements for more information regarding our Series A preferred units.

Distributions to Our Unitholders

In accordance with our partnership agreement, after making distributions to holders of our outstanding preferred units, we distribute the remainder of our available cash to our common unitholders of record within 45 days following the end of each quarter. Available cash is generally defined as all of our cash and cash equivalents on hand at the end of each quarter less reserves established in the discretion of our general partner for future requirements. Our levels of financial reserves are established by our general partner and include reserves for the proper conduct of our business (including future capital expenditures and anticipated credit needs), compliance with legal or contractual obligations and funding of future distributions to our Series A and Series B preferred unitholders. Our available cash also includes cash on hand resulting from borrowings made after the end of the quarter. See Item 5. “Market for Registrant’s Common Units, Related Unitholder Matters and Issuer Purchases of Equity Securities—Cash Distribution Policy” for additional discussion regarding distributions.

Distributions to our Series A preferred unitholders. Holders of our Series A preferred units are entitled to receive quarterly distributions, subject to customary anti-dilution adjustments, of \$0.615 per unit (\$2.46 per unit annualized).

Distributions to our Series B preferred unitholders. Holders of our Series B preferred units are entitled to receive, when, as and if declared by our general partner out of legally available funds for such purpose, cumulative cash distributions, as applicable. Distributions on the Series B preferred units accumulate based on the applicable three-month SOFR, plus a credit spread adjustment of 0.26161%, plus 4.11% per annum. The distribution rate for the quarterly distribution paid on February 18, 2025 was 8.89507% per annum (\$22.73 per Series B preferred unit).

Distributions to our common unitholders. On February 14, 2025, we paid a quarterly distribution of \$0.38 per common unit (\$1.52 per common unit on an annualized basis). The total distribution of \$267 million was paid to common unitholders of record as of January 31, 2025, with respect to the quarter ended December 31, 2024.

See Note 11 to our Consolidated Financial Statements for details of distributions paid during the three years ended December 31, 2024.

Distributions to Noncontrolling Interests

Distributions to noncontrolling interests represent amounts paid on interests in consolidated entities that are not owned by us. As of December 31, 2024, noncontrolling interests in our subsidiaries consisted of (i) a 35% interest in the Permian JV, (ii) a 30% interest in Cactus II and (iii) a 33% interest in Red River. See Note 11 to our Consolidated Financial Statements for details of distributions paid to noncontrolling interests during the three years ended December 31, 2024.

Related Party Promissory Notes

In July 2024, promissory notes with a face value of CAD\$865 million (approximately \$629 million) were issued by and among us and certain Plains entities. The cash inflow associated with proceeds from the issuance by our consolidated subsidiary of promissory notes to PAGP has an equal and offsetting cash outflow associated with our investment in promissory notes issued by PAGP to us for the same face value amount, which is included as a component of investing activities.

In February 2025, additional promissory notes with a face value of CAD\$473 million (approximately \$330 million) were issued by and among us and certain Plains entities. See Note 16 to our Consolidated Financial Statements for additional information about our related party promissory notes.

Contingencies

For a discussion of contingencies that may impact us, see Note 18 to our Consolidated Financial Statements.

Commitments

See Note 10 to our Consolidated Financial Statements for information regarding our debt obligations and Note 18 for information regarding our leases and other commitments.

Purchase Obligations

In the ordinary course of doing business, we purchase crude oil and NGL from third parties under contracts, the majority of which range in term from thirty-day evergreen to five years, with a limited number of contracts with remaining terms extending up to 10 years. We establish a margin for these purchases by entering into various types of physical and financial sale and exchange transactions through which we seek to maintain a position that is substantially balanced between purchases on the one hand and sales and future delivery obligations on the other. We do not expect to use a significant amount of internal capital to meet these obligations, as the obligations will be funded by corresponding sales to entities that we deem creditworthy or who have provided credit support we consider adequate.

The following table includes our best estimate of the amount and timing of these payments as of December 31, 2024 (in millions):

	2025	2026	2027	2028	2029	2030 and Thereafter	Total
Crude oil, NGL and other purchases ⁽¹⁾	\$ 24,727	\$ 20,369	\$ 17,980	\$ 15,049	\$ 13,711	\$ 26,360	\$ 118,196

⁽¹⁾ Amounts are primarily based on estimated volumes and market prices based on average activity during December 2024. The actual physical volume purchased and actual settlement prices will vary from the assumptions used in the table. Uncertainties involved in these estimates include levels of production at the wellhead, weather conditions, changes in market prices and other conditions beyond our control.

Letters of Credit. In connection with our merchant activities, we provide certain suppliers with irrevocable standby letters of credit to secure our obligation for the purchase and transportation of crude oil, NGL and natural gas. Our liabilities with respect to these purchase obligations are recorded in accounts payable on our balance sheet in the month the product is purchased. Generally, these letters of credit are issued for periods of up to seventy days and are terminated upon completion of each transaction. Additionally, we issue letters of credit to support insurance programs, derivative transactions, including hedging-related margin obligations, and construction activities. At December 31, 2024 and 2023, we had outstanding letters of credit of approximately \$90 million and \$205 million, respectively.

Off-Balance Sheet Arrangements

We have no off-balance sheet arrangements as defined by Item 303 of Regulation S-K.

Investments in Unconsolidated Entities

We have invested in entities that are not consolidated in our financial statements. None of these entities had debt outstanding as of December 31, 2024. We may elect at any time to make additional capital contributions to any of these entities. The following table sets forth selected information regarding these entities as of December 31, 2024 (unaudited, dollars in millions):

Entity	Type of Operation	Our Ownership Interest	Total Entity Assets	Total Cash and Restricted Cash
BridgeTex Pipeline Company, LLC	Crude Oil Pipeline	20%	\$ 755	\$ 27
Capline Pipeline Company LLC	Crude Oil Pipeline	54%	\$ 1,216	\$ 43
Diamond Pipeline LLC	Crude Oil Pipeline ⁽¹⁾	50%	\$ 858	\$ 13
Eagle Ford Pipeline LLC	Crude Oil Pipeline ⁽¹⁾	50%	\$ 765	\$ 33
Eagle Ford Terminals Corpus Christi LLC	Crude Oil Terminal and Dock ⁽¹⁾	50%	\$ 205	\$ 5
Saddlehorn Pipeline Company, LLC	Crude Oil Pipeline	40%	\$ 576	\$ 18
White Cliffs Pipeline, L.L.C.	Crude Oil Pipeline	36%	\$ 341	\$ 1
Wink to Webster Pipeline LLC	Crude Oil Pipeline	17%	\$ 2,288	\$ 68
Other investments			\$ 467	\$ 25

⁽¹⁾ We serve as operator of the asset.

Critical Accounting Policies and Estimates

The preparation of financial statements in conformity with GAAP and rules and regulations of the SEC requires us to make estimates and assumptions that affect the reported amounts of assets and liabilities, as well as the disclosure of contingent assets and liabilities, at the date of the financial statements. Such estimates and assumptions also affect the reported amounts of revenues and expenses during the reporting period. Although we believe these estimates are reasonable, actual results could differ from these estimates. On a regular basis, we evaluate our assumptions, judgments and estimates. We also discuss our critical accounting policies and estimates with the Audit Committee of the Board of Directors.

We believe that the assumptions, judgments and estimates involved in the accounting for our (i) estimated fair value of assets and liabilities acquired and identification of associated goodwill and intangible assets, (ii) fair value of derivatives, (iii) accruals and contingent liabilities, (iv) property and equipment, depreciation and amortization expense and asset retirement obligations, (v) impairment assessments of property and equipment, investments in unconsolidated entities and intangible assets and (vi) inventory valuations have the greatest potential impact on our Consolidated Financial Statements. These areas are key components of our results of operations and are based on complex rules which require us to make judgments and estimates. Therefore, we consider these to be our critical accounting policies and estimates, which are discussed below. For further information on all of our significant accounting policies, see Note 2 to our Consolidated Financial Statements.

Fair Value of Assets and Liabilities Acquired and Identification of Associated Goodwill and Intangible Assets. In accordance with Financial Accounting Standards Board (“FASB”) guidance regarding business combinations, with each acquisition, we allocate the cost of the acquired entity to the assets acquired and liabilities assumed based on their estimated fair values at the date of acquisition. If the initial accounting for the business combination is incomplete when the combination occurs, an estimate will be recorded. We also expense the transaction costs as incurred in connection with each acquisition, except for acquisitions of equity method investments. In addition, we are required to recognize intangible assets separately from goodwill.

Determining the fair value of assets and liabilities acquired, as well as intangible assets that relate to such items as customer relationships, acreage dedications and other contracts, involves professional judgment and is ultimately based on acquisition models and management’s assessment of the value of the assets acquired and, to the extent available, third-party assessments.

In the third quarter of 2023, our Permian JV acquired the remaining 43% interest in OMOG JV Holdings LLC (“OMOG”) and certain gathering assets in the Southern Delaware basin from Rattler Midstream Operating LLC. The transaction had an aggregate purchase price of \$294 million (\$191 million net to our 65% interest in the Permian JV). As a result of the transaction, the Permian JV now owns 100% of OMOG and its subsidiaries and such entities are reflected as consolidated subsidiaries in our Consolidated Financial Statements. Prior to this transaction, the Permian JV’s 57% interest in OMOG was accounted for as an equity method investment. See Note 7 to our Consolidated Financial Statements for discussion of the methods, assumptions and estimates used in the determination of the fair value of the assets and liabilities acquired and identification of associated intangible assets.

In November 2022, we and Enbridge Inc. (“Enbridge”) purchased Western Midstream Partners, LP (“WES”)’s 15% interest in Cactus II Pipeline, LLC (“Cactus II”) for an aggregate amount of \$265 million. Enbridge acquired 10% and we acquired 5% of Cactus II, with each paying a proportionate share of the purchase price. We and Enbridge are now the sole owners of Cactus II, with 70% and 30% respective ownership interests. We previously accounted for our 65% interest in Cactus II as an equity method investment. In addition to the change in ownership, there were changes in governance which led to a change in control. We now control Cactus II and reflect Cactus II as a consolidated subsidiary in our Consolidated Financial Statements, with Enbridge’s 30% interest reflected as a noncontrolling interest. See Note 7 to our Consolidated Financial Statements for discussion of the methods, assumptions and estimates used in the determination of the fair value of the assets and liabilities acquired and identification of associated intangible assets.

Fair Value of Derivatives. The fair value of a derivative at a particular period end does not reflect the end results of a particular transaction, and will most likely not reflect the gain or loss at the conclusion of a transaction. We reflect estimates for these items based on our internal records and information from third parties. We have commodity derivatives and interest rate derivatives that are accounted for as assets and liabilities at fair value on our Consolidated Balance Sheets. The valuations of our derivatives that are exchange traded are based on market prices on the applicable exchange on the last day of the period. For our derivatives that are not exchange traded, the estimates we use are based on indicative broker quotations or an internal valuation model. Our valuation models utilize market observable inputs such as price, volatility, correlation and other factors and may not be reflective of the price at which they can be settled due to the lack of a liquid market. Less than 1% of total annual revenues are based on estimates derived from internal valuation models.

Although the resolution of the uncertainties involved in these estimates has not historically had a material impact on our results of operations or financial condition, we cannot provide assurance that actual amounts will not vary significantly from estimated amounts. See Item 7A. Quantitative and Qualitative Disclosures About Market Risk and Note 12 to our Consolidated Financial Statements for a discussion regarding our derivatives and risk management activities.

Accruals and Contingent Liabilities. We record accruals or liabilities for, among other things, environmental remediation, potential legal claims or settlements and fees for legal services associated with loss contingencies, and bonuses. Accruals are made when our assessment indicates that it is probable that a liability has occurred and the amount of liability can be reasonably estimated. Our estimates are based on all known facts at the time and our assessment of the ultimate outcome. Among the many uncertainties that impact our estimates are the necessary regulatory approvals for, and potential modification of, our environmental remediation plans, the limited amount of data available upon initial assessment of the impact of soil or water contamination, changes in costs associated with environmental remediation services and equipment, the duration of the natural resource damage assessment and the ultimate amount of damages determined, the determination and calculation of fines and penalties, the possibility of existing legal claims giving rise to additional claims and the nature, extent and cost of legal services that will be required in connection with lawsuits, claims and other matters. Our estimates for contingent liability accruals are increased or decreased as additional information is obtained or resolution is achieved. A hypothetical variance of 5% in our aggregate estimate for the accruals and contingent liabilities discussed above would have an impact on earnings of up to approximately \$13 million. Although the resolution of these uncertainties has not historically had a material impact on our results of operations or financial condition, we cannot provide assurance that actual amounts will not vary significantly from estimated amounts.

Property and Equipment, Depreciation and Amortization Expense and Asset Retirement Obligations. We compute depreciation and amortization based on estimated useful lives. These estimates are based on various factors including condition, manufacturing specifications, technological advances and historical data concerning useful lives of similar assets. Uncertainties that impact these estimates include changes in laws and regulations relating to restoration and abandonment requirements, economic conditions and supply and demand in the area. When assets are put into service, we make estimates with respect to useful lives and salvage values that we believe are reasonable. However, subsequent events could cause us to change our estimates, thus impacting the future calculation of depreciation and amortization.

We record retirement obligations associated with tangible long-lived assets based on estimates related to the costs associated with cleaning, purging and, in some cases, completely removing the assets and returning the land to its original state. In addition, our estimates include a determination of the settlement date or dates for the potential obligation, which may or may not be determinable. Uncertainties that impact these estimates include the costs associated with these activities and the timing of incurring such costs. A hypothetical variance of 5% in our aggregate estimate for the retirement obligations discussed above would have an impact on earnings of up to approximately \$7 million. Although the resolution of these uncertainties has not historically had a material impact on our results of operations or financial condition, we cannot provide assurance that actual amounts will not vary significantly from estimated amounts.

See Note 6 and Note 9 to our Consolidated Financial Statements for additional information on our property and equipment, intangible assets and depreciation and amortization expense. See Note 2 to our Consolidated Financial Statements for additional information on our asset retirement obligations.

Impairment Assessments of Property and Equipment, Investments in Unconsolidated Entities and Intangible Assets. We periodically evaluate property and equipment for impairment when events or circumstances indicate that the carrying value of these assets may not be recoverable. Any evaluation is highly dependent on the underlying assumptions of related cash flows. We consider the fair value estimate used to calculate impairment of property and equipment a critical accounting estimate. In determining the existence of an impairment of carrying value, we make a number of subjective assumptions as to:

- whether there is an event or circumstance that may be indicative of an impairment;
- the grouping of assets;
- the intention of “holding”, “abandoning” or “selling” an asset;
- the forecast of undiscounted expected future cash flow over the asset’s estimated useful life; and
- if an impairment exists, the fair value of the asset or asset group.

In addition, when we evaluate property and equipment and other long-lived assets for recoverability, it may also be necessary to review related depreciation estimates and methods.

Investments in unconsolidated entities accounted for under the equity method of accounting are assessed for impairment when events or circumstances suggest that a decline in value may be other than temporary. Examples of such events or circumstances include continuing operating losses of the entity and/or long-term negative changes in the entity's core business. When it is determined that an indicated impairment is other than temporary, a charge is recognized for the difference between the investment's carrying amount and its estimated fair value. We consider the fair value estimate used to calculate the impairment of investments in unconsolidated entities a critical accounting estimate. In determining the existence of an other-than-temporary impairment of carrying value, we make a number of subjective assumptions as to:

- whether there is an event or circumstance that may be indicative of a decline in value of the investment;
- whether the decline in value is other than temporary; and
- the fair value of the investment.

Intangible assets with indefinite lives are not amortized but are instead periodically assessed for impairment. Intangible assets with finite lives are amortized over their estimated useful life as determined by management. Impairment testing entails estimating future net cash flows relating to the business, based on the grouping of assets and management's estimate of future revenues, future cash flows and market conditions including pricing, demand, competition, operating costs and other factors. Uncertainties associated with these estimates include changes in production decline rates, production interruptions, fluctuations in refinery capacity or product slates, economic obsolescence factors in the area and potential future sources of cash flow. In addition, changes in our weighted average cost of capital from our estimates could have a significant impact on fair value. We cannot provide assurance that actual amounts will not vary significantly from estimated amounts. Resolutions of these uncertainties have resulted, and in the future may result, in impairments that impact our results of operations and financial condition.

A change in our outlook or use could result in impairments that may be material to our results of operations or financial condition. See "— Executive Summary— Market Overview and Outlook" and Note 6, Note 8 and Note 9 to our Consolidated Financial Statements for additional information.

Inventory Valuations. Inventory, including long-term inventory, primarily consists of crude oil and NGL and is valued at the lower of cost or net realizable value, with cost determined using an average cost method within specific inventory pools. At the end of each reporting period, we assess the carrying value of our inventory and use estimates and judgment when making any adjustments necessary to reduce the carrying value to net realizable value. Among the uncertainties that impact our estimates are the applicable quality and location differentials to include in our net realizable value analysis. Additionally, we estimate the upcoming liquidation timing of the inventory. Changes in assumptions made as to the timing of a sale can materially impact net realizable value. During the years ended December 31, 2024, 2023 and 2022, we did not record any charges related to the valuation adjustment of our inventory. See Note 5 to our Consolidated Financial Statements for further discussion regarding inventory.

Line 901 Incident Insurance Receivable. In May 2015, we experienced a crude oil release from our Las Flores to Gaviota Pipeline (Line 901) in Santa Barbara County, California. As of December 31, 2024, we have estimated that the aggregate total costs we have incurred or will incur with respect to the Line 901 incident will be approximately \$870 million, which includes actual and projected emergency response and clean-up costs, natural resource damage assessments, fines and penalties incurred, certain third-party claims settlements, and estimated costs associated with our remaining Line 901 lawsuits and claims, as well as estimates for certain legal fees and statutory interest where applicable.

We maintain insurance coverage, which is subject to certain exclusions and deductibles, in the event of such liabilities. In November 2022, we submitted claims to several of our insurance carriers seeking reimbursement for a payment made in October of 2022 to settle a class action lawsuit stemming from the Line 901 incident. As of December 31, 2023, we had recognized a receivable of approximately \$225 million, of which we had classified \$175 million as a short-term asset with the remaining \$50 million recognized as a long-term asset. As of December 31, 2023, we believed that our claim for reimbursement was probable of recovery despite the ongoing arbitration proceedings. However, at that time we also noted that various factors could impact the timing and amount of recovery of our insurance receivable, including future developments that adversely impacted our assessment of the strength of our coverage claims, the outcome of any dispute resolution proceedings with respect to our coverage claims (including arbitration proceedings) and the extent to which insurers may become insolvent in the future. Due to these factors, we noted that we could not provide complete assurance that actual receivable amounts recovered would not vary significantly from our estimated amounts.

A binding arbitration hearing with respect to our insurance claim against insurers representing \$175 million of our total \$225 million reimbursement claim concluded in early October 2024, and the arbitration panel's final and binding decision was returned in January 2025. The panel ruled that a substantial portion of our claims subject to the proceeding were not covered under the applicable policy and therefore we were not entitled to reimbursement of our \$175 million claim against the applicable insurers. With respect to our remaining \$50 million claim against different insurance carriers, we now regard collection of those claims as being less than "probable." As a result, we wrote off the entire \$225 million receivable in the fourth quarter of 2024 and will recognize any future collections as and if they are received. See Note 18 to our Consolidated Financial Statements for further discussion regarding the Line 901 incident and our related insurance receivable.

Recent Accounting Pronouncements

See Note 2 to our Consolidated Financial Statements for information regarding the effect of recent accounting pronouncements on our Consolidated Financial Statements.

Item 7A. Quantitative and Qualitative Disclosures About Market Risk

We are exposed to various market risks, including commodity price risk and interest rate risk. We use various derivative instruments to manage such risks and, in certain circumstances, to realize incremental margin during volatile market conditions. Our risk management policies and procedures are designed to help ensure that our hedging activities address our risks by monitoring our exchange-cleared and over-the-counter positions, as well as physical volumes, grades, locations, delivery schedules and storage capacity. We have a risk management function that has direct responsibility and authority for our risk policies, related controls around commercial activities and certain aspects of corporate risk management. Our risk management function also approves all new risk management strategies through a formal process. The following discussion addresses each category of risk.

Commodity Price Risk

We use derivative instruments to hedge price risk associated with the following commodities:

- *Crude oil*

We utilize crude oil derivatives to hedge commodity price risk inherent in our pipeline, terminalling and merchant activities. Our objectives for these derivatives include hedging anticipated purchases and sales, stored inventory and basis differentials. We manage these exposures with various instruments including futures, forwards, swaps and options.

- *Natural gas*

We utilize natural gas derivatives to hedge commodity price risk inherent in our natural gas processing assets (natural gas purchase component of the frac spread). Additionally, we utilize natural gas derivatives to hedge anticipated operational fuel gas requirements related to our natural gas processing and NGL fractionation plants. We manage these exposures with various instruments including futures, swaps and options.

- *NGL and other*

We utilize NGL derivatives, primarily propane and butane derivatives, to hedge commodity price risk inherent in our commercial activities, including the sale of the individual specification products extracted in our natural gas processing assets (sale of specification NGL products component of the frac spread), as well as other net sales of NGL inventory, held mainly at our owned NGL storage terminals. Our objectives for these derivatives include hedging anticipated purchases and sales and stored inventory. We manage these exposures with various instruments including futures, forwards, swaps and options.

See Note 12 to our Consolidated Financial Statements for further discussion regarding our hedging strategies and objectives.

The fair value of our commodity derivatives and the change in fair value as of December 31, 2024 that would be expected from a 10% price increase or decrease is shown in the table below (in millions):

	Fair Value	Effect of 10% Price Increase	Effect of 10% Price Decrease
Crude oil	\$ 7	\$ (3)	\$ 5
Natural gas	(22)	\$ 6	\$ (6)
NGL and other	(61)	\$ (46)	\$ 46
Total fair value	<u>\$ (76)</u>		

The fair values presented in the table above reflect the sensitivity of the derivative instruments only and do not include the effect of the underlying hedged commodity. Price-risk sensitivities were calculated by assuming an across-the-board 10% increase or decrease in price regardless of term or historical relationships between the contractual price of the instruments and the underlying commodity price. In the event of an actual 10% change in near-term commodity prices, the fair value of our derivative portfolio would typically change less than that shown in the table as changes in near-term prices are not typically mirrored in delivery months further out.

Interest Rate Risk

Debt. Our use of variable rate debt and any forecasted issuances of fixed rate debt expose us to interest rate risk. Therefore, from time to time, we use interest rate derivatives to hedge interest rate risk associated with anticipated interest payments and, in certain cases, outstanding debt instruments. All of our senior notes are fixed rate notes and thus are not subject to interest rate risk. Our variable rate debt outstanding at December 31, 2024, approximately \$393 million, was subject to interest rate resets that generally occur within one week or less. The average interest rate on variable rate debt that was outstanding during the year ended December 31, 2024 was 5.6%, based upon rates in effect during the year. The fair value of our interest rate derivatives was a net asset of \$27 million as of December 31, 2024. A 10% increase in the forward SOFR curve as of December 31, 2024 would have resulted in an increase of \$13 million to the fair value of our interest rate derivatives. A 10% decrease in the forward SOFR curve as of December 31, 2024 would have resulted in a decrease of \$13 million to the fair value of our interest rate derivatives. See Note 12 to our Consolidated Financial Statements for a discussion of our interest rate risk hedging activities.

Series B Preferred Units. Distributions on the Series B preferred units accumulate and are payable quarterly in arrears on the 15th day of February, May, August and November. Beginning August 15, 2023, distributions on the Series B preferred units accumulate based on the applicable three-month SOFR, plus certain adjustments. Based upon the Series B preferred units outstanding at December 31, 2024 and the liquidation preference of \$1,000 per unit, a change of 100 basis points in interest rates would increase or decrease the annual distributions on the Series B preferred units by approximately \$8 million. See Note 11 to our Consolidated Financial Statements for additional information regarding our Series B preferred unit distributions.

Item 8. Financial Statements and Supplementary Data

See “Index to the Consolidated Financial Statements” on page F-1.

Item 9. Changes In and Disagreements With Accountants on Accounting and Financial Disclosure

None.

Item 9A. Controls and Procedures

Disclosure Controls and Procedures

We maintain written disclosure controls and procedures, which we refer to as our “DCP.” Our DCP is designed to ensure that information required to be disclosed by us in reports that we file under the Securities Exchange Act of 1934 (the “Exchange Act”) is (i) recorded, processed, summarized and reported within the time periods specified in the SEC’s rules and forms, and (ii) accumulated and communicated to management, including our Chief Executive Officer and Chief Financial Officer, to allow for timely decisions regarding required disclosure.

Applicable SEC rules require an evaluation of the effectiveness of our DCP. Management, under the supervision and with the participation of our Chief Executive Officer and Chief Financial Officer, has evaluated the effectiveness of our DCP as of December 31, 2024, the end of the period covered by this report, and, based on such evaluation, our Chief Executive Officer and Chief Financial Officer have concluded that our DCP is effective.

Internal Control over Financial Reporting

Management is responsible for establishing and maintaining adequate internal control over financial reporting. “Internal control over financial reporting” is a process designed by, or under the supervision of, our Chief Executive Officer and our Chief Financial Officer, and effected by our Board of Directors, management and other personnel, to provide reasonable assurance regarding the reliability of financial reporting and the preparation of financial statements for external purposes in accordance with GAAP. Our management, including our Chief Executive Officer and our Chief Financial Officer, has evaluated the effectiveness of our internal control over financial reporting as of December 31, 2024. See “Management’s Report on Internal Control Over Financial Reporting” on page F-2 of our Consolidated Financial Statements.

Our independent registered public accounting firm, PricewaterhouseCoopers LLP, assessed the effectiveness of our internal control over financial reporting, as stated in the firm’s report. See “Report of Independent Registered Public Accounting Firm” on page F-3 of our Consolidated Financial Statements.

Changes in Internal Control over Financial Reporting

There have been no changes in our internal control over financial reporting during the fourth quarter of 2024 that have materially affected, or are reasonably likely to materially affect, our internal control over financial reporting.

Certifications

The certifications of our Chief Executive Officer and Chief Financial Officer pursuant to Exchange Act Rules 13a-14(a) and 15d-14(a) are filed with this report as Exhibits 31.1 and 31.2. The certifications of our Chief Executive Officer and Chief Financial Officer pursuant to 18 U.S.C. 1350 are furnished with this report as Exhibits 32.1 and 32.2.

Item 9B. Other Information

During the quarter ended December 31, 2024, none of our directors or officers (as defined in Rule 16a-1(f) of the Securities Exchange Act of 1934) adopted or terminated a Rule 10b5-1 trading arrangement or non-Rule 10b5-1 trading arrangement (as such terms are defined in Item 408 of Regulation S-K).

Item 9C. Disclosure Regarding Foreign Jurisdictions that Prevent Inspections

Not applicable.

PART III

Item 10. *Directors and Executive Officers of Our General Partner and Corporate Governance*

The information required by this item will be set forth in the Proxy Statement for our 2025 Annual Meeting, which will be filed with the SEC within 120 days after the end of the fiscal year ended December 31, 2024, and is incorporated herein by reference thereto.

Directors and Executive Officers

As of the date of filing this report, the following individuals were serving as our executive officers and/or directors:

<u>Name</u>	<u>Principal Occupation or Employment</u>
Willie Chiang ⁽¹⁾⁽²⁾	Chairman of the Board and Chief Executive Officer
Harry N. Pefanis ⁽¹⁾⁽²⁾	President and Director
Chris R. Chandler ⁽¹⁾	Executive Vice President and Chief Operating Officer
Al Swanson ⁽¹⁾	Executive Vice President and Chief Financial Officer
Jeremy L. Goebel ⁽¹⁾	Executive Vice President and Chief Commercial Officer
Richard K. McGee ⁽¹⁾	Executive Vice President, General Counsel and Secretary
Chris Herbold ⁽¹⁾	Senior Vice President, Finance and Chief Accounting Officer
Greg L. Armstrong ⁽²⁾	Senior Advisor to the Chief Executive Officer (former Chairman and Chief Executive Officer)
Victor Burk ⁽²⁾	Former Senior Advisor, Alvarez and Marsal
Ellen R. DeSanctis ⁽²⁾	Former Senior Vice President, ConocoPhillips
Kevin McCarthy ⁽²⁾	Former Vice Chairman, Kayne Anderson Capital Advisors, L.P.
Gary R. Petersen ⁽²⁾	Managing Partner, EnCap Investments L.P.
Alexandra D. Pruner ⁽²⁾	Senior Advisor, Perella Weinberg Partners
John T. Raymond ⁽²⁾	Managing Partner and Chief Executive Officer, The Energy & Minerals Group
Bobby S. Shackouls ⁽²⁾	Former Chairman and CEO, Burlington Resources Inc.
Lawrence M. Ziemba ⁽²⁾	Former Executive Vice President, Refining, Phillips 66

⁽¹⁾ Executive officer (for purposes of Item 401(b) of Regulation S-K)

⁽²⁾ Director

A complete list of our officers, including the executive officers listed above, is available on our website at www.plains.com under Who We Are—Leadership.

Item 11. *Executive Compensation*

The information required by this item will be set forth in the Proxy Statement for our 2025 Annual Meeting, which will be filed with the SEC within 120 days after the end of the fiscal year ended December 31, 2024, and is incorporated herein by reference thereto.

Item 12. *Security Ownership of Certain Beneficial Owners and Management and Related Unitholder Matters*

The information required by this item will be set forth in the Proxy Statement for our 2025 Annual Meeting, which will be filed with the SEC within 120 days after the end of the fiscal year ended December 31, 2024, and is incorporated herein by reference thereto.

Item 13. *Certain Relationships and Related Transactions, and Director Independence*

The information required by this item will be set forth in the Proxy Statement for our 2025 Annual Meeting, which will be filed with the SEC within 120 days after the end of the fiscal year ended December 31, 2024, and is incorporated herein by reference thereto.

Item 14. *Principal Accountant Fees and Services*

The information required by this item will be set forth in the Proxy Statement for our 2025 Annual Meeting, which will be filed with the SEC within 120 days after the end of the fiscal year ended December 31, 2024, and is incorporated herein by reference thereto.

PART IV

Item 15. Exhibits and Financial Statement Schedules

(a) (1) Financial Statements

See “Index to the Consolidated Financial Statements” set forth on Page F-1.

(2) Financial Statement Schedules

All schedules are omitted because they are either not applicable or the required information is shown in the Consolidated Financial Statements or notes thereto.

(3) Exhibits

Exhibit No.	Description
2.1*	— Simplification Agreement dated as of July 11, 2016, by and among PAA GP Holdings LLC, Plains GP Holdings, L.P., Plains All American GP LLC, Plains AAP, L.P., PAA GP LLC and Plains All American Pipeline, L.P. (incorporated by reference to Exhibit 2.1 to our Current Report on Form 8-K filed July 14, 2016).
2.2*	— Agreement and Plan of Merger dated as of July 12, 2021 by and among Plains Pipeline, L.P., Plains Marketing, L.P., Oryx Midstream Holdings LLC, Middle Cadence Holdings LLC, POP HoldCo LLC, Oryx Wink Oil Marketing LLC, Oryx Permian Oil Marketing LLC, Plains Oryx Permian Basin LLC, Plains Oryx Permian Basin Marketing LLC and Plains Oryx Permian Basin Pipeline LLC (incorporated by reference to Exhibit 2.1 to our Current Report on Form 8-K filed July 13, 2021).
3.1	— Seventh Amended and Restated Agreement of Limited Partnership of Plains All American Pipeline, L.P. dated as of October 10, 2017 (incorporated by reference to Exhibit 3.1 to our Current Report on Form 8-K filed October 12, 2017).
3.2	— Third Amended and Restated Agreement of Limited Partnership of Plains Marketing, L.P. dated as of April 1, 2004 (incorporated by reference to Exhibit 3.2 to our Quarterly Report on Form 10-Q for the quarter ended March 31, 2004).
3.3	— Amendment No. 1 dated December 31, 2010 to the Third Amended and Restated Agreement of Limited Partnership of Plains Marketing, L.P. (incorporated by reference to Exhibit 3.9 to our Annual Report on Form 10-K for the year ended December 31, 2010).
3.4	— Amendment No. 2 dated January 1, 2011 to the Third Amended and Restated Agreement of Limited Partnership of Plains Marketing, L.P. (incorporated by reference to Exhibit 3.10 to our Annual Report on Form 10-K for the year ended December 31, 2010).
3.5	— Amendment No. 3 dated June 30, 2011 to the Third Amended and Restated Agreement of Limited Partnership of Plains Marketing, L.P. (incorporated by reference to Exhibit 3.7 to our Annual Report on Form 10-K for the year ended December 31, 2013).
3.6	— Amendment No. 4 dated January 1, 2013 to the Third Amended and Restated Agreement of Limited Partnership of Plains Marketing, L.P. (incorporated by reference to Exhibit 3.8 to our Annual Report on Form 10-K for the year ended December 31, 2013).
3.7	— Amendment No. 5 dated December 1, 2019 to the Third Amended and Restated Agreement of Limited Partnership of Plains Marketing, L.P. (incorporated by reference to Exhibit 3.7 to our Annual Report on Form 10-K for the year ended December 31, 2019).
3.8	— Third Amended and Restated Agreement of Limited Partnership of Plains Pipeline, L.P. dated as of April 1, 2004 (incorporated by reference to Exhibit 3.3 to our Quarterly Report on Form 10-Q for the quarter ended March 31, 2004).
3.9	— Amendment No. 1 dated January 1, 2013 to the Third Amended and Restated Agreement of Limited Partnership of Plains Pipeline, L.P. (incorporated by reference to Exhibit 3.10 to our Annual Report on Form 10-K for the year ended December 31, 2013).

- 3.10 — [Seventh Amended and Restated Limited Liability Company Agreement of Plains All American GP LLC dated November 15, 2016 \(incorporated by reference to Exhibit 3.3 to our Current Report on Form 8-K filed November 21, 2016\).](#)
- 3.11 — [Eighth Amended and Restated Limited Partnership Agreement of Plains AAP, L.P. dated November 15, 2016 \(incorporated by reference to Exhibit 3.4 to our Current Report on Form 8-K filed November 21, 2016\).](#)
- 3.12 — [Amendment No. 1 dated September 26, 2018 to the Eighth Amended and Restated Limited Partnership Agreement of Plains AAP, L.P. \(incorporated by reference to Exhibit 3.1 to our Current Report on Form 8-K filed October 2, 2018\).](#)
- 3.13 — [Amendment No. 2 dated May 23, 2019 to the Eighth Amended and Restated Limited Partnership Agreement of Plains AAP, L.P. \(incorporated by reference to Exhibit 3.1 to our Current Report on Form 8-K filed May 30, 2019\).](#)
- 3.14 — [Amendment No. 3 dated August 17, 2023 to the Eighth Amended and Restated Limited Partnership Agreement of Plains AAP, L.P. \(incorporated by reference to Exhibit 3.1 to our Current Report on Form 8-K filed August 21, 2023\).](#)
- 3.15 — [Certificate of Incorporation of PAA Finance Corp. \(f/k/a Pacific Energy Finance Corporation, successor-by-merger to PAA Finance Corp.\) \(incorporated by reference to Exhibit 3.10 to our Annual Report on Form 10-K for the year ended December 31, 2006\).](#)
- 3.16 — [Bylaws of PAA Finance Corp. \(f/k/a Pacific Energy Finance Corporation, successor-by-merger to PAA Finance Corp.\) \(incorporated by reference to Exhibit 3.11 to our Annual Report on Form 10-K for the year ended December 31, 2006\).](#)
- 3.17 — [Limited Liability Company Agreement of PAA GP LLC dated December 28, 2007 \(incorporated by reference to Exhibit 3.3 to our Current Report on Form 8-K filed January 4, 2008\).](#)
- 3.18 — [Certificate of Limited Partnership of Plains GP Holdings, L.P. \(incorporated by reference to Exhibit 3.1 to PAGP's Registration Statement on Form S-1 \(333-190227\) filed July 29, 2013\).](#)
- 3.19 — [Second Amended and Restated Agreement of Limited Partnership of Plains GP Holdings, L.P. dated as of November 15, 2016 \(incorporated by reference to Exhibit 3.2 to PAGP's Current Report on Form 8-K filed November 21, 2016\).](#)
- 3.20 — [Amendment No. 1 dated April 6, 2020 to the Second Amended and Restated Agreement of Limited Partnership of Plains GP Holdings, L.P. \(incorporated by reference to Exhibit 3.1 to PAGP's Current Report on Form 8-K filed April 9, 2020\).](#)
- 3.21 — [Certificate of Formation of PAA GP Holdings LLC \(incorporated by reference to Exhibit 3.3 to PAGP's Registration Statement on Form S-1 \(333-190227\) filed July 29, 2013\).](#)
- 3.22 — [Fourth Amended and Restated Limited Liability Company Agreement of PAA GP Holdings LLC dated effective as of August 19, 2021 \(incorporated by reference to Exhibit 3.21 to our Annual Report on Form 10-K for the year ended December 31, 2021\).](#)
- 4.1 — [Indenture dated September 25, 2002 among Plains All American Pipeline, L.P., PAA Finance Corp. and Wachovia Bank, National Association, as trustee \(incorporated by reference to Exhibit 4.1 to our Quarterly Report on Form 10-Q for the quarter ended September 30, 2002\).](#)
- 4.2 — [Sixth Supplemental Indenture \(Series A and Series B 6.70% Senior Notes due 2036\) dated May 12, 2006 among Plains All American Pipeline, L.P., PAA Finance Corp., the Subsidiary Guarantors named therein and Wachovia Bank, National Association, as trustee \(incorporated by reference to Exhibit 4.1 to our Current Report on Form 8-K filed May 12, 2006\).](#)
- 4.3 — [Tenth Supplemental Indenture \(Series A and Series B 6.650% Senior Notes due 2037\) dated October 30, 2006 among Plains All American Pipeline, L.P., PAA Finance Corp., the Subsidiary Guarantors named therein and U.S. Bank National Association, as trustee \(incorporated by reference to Exhibit 4.2 to our Current Report on Form 8-K filed October 30, 2006\).](#)
- 4.4 — [Twenty-First Supplemental Indenture \(5.15% Senior Notes due 2042\) dated March 22, 2012 among Plains All American Pipeline, L.P., PAA Finance Corp. and U.S. Bank National Association, as trustee \(incorporated by reference to Exhibit 4.3 to our Current Report on Form 8-K filed March 26, 2012\).](#)

- 4.5 — [Twenty-Third Supplemental Indenture \(4.30% Senior Notes due 2043\) dated December 10, 2012, by and among Plains All American Pipeline, L.P., PAA Finance Corp. and U.S. Bank National Association, as trustee \(incorporated by reference to Exhibit 4.3 to our Current Report on Form 8-K filed December 12, 2012\).](#)
- 4.6 — [Twenty-Fifth Supplemental Indenture \(4.70% Senior Notes due 2044\) dated April 23, 2014, by and among Plains All American Pipeline, L.P., PAA Finance Corp. and U.S. Bank National Association, as trustee \(incorporated by reference to Exhibit 4.1 to our Current Report on Form 8-K filed April 29, 2014\).](#)
- 4.7 — [Twenty-Eighth Supplemental Indenture \(4.90% Senior Notes due 2045\) dated December 9, 2014, by and among Plains All American Pipeline, L.P., PAA Finance Corp. and U.S. Bank National Association, as trustee \(incorporated by reference to Exhibit 4.3 to our Current Report on Form 8-K filed December 11, 2014\).](#)
- 4.8 — [Twenty-Ninth Supplemental Indenture \(4.65% Senior Notes due 2025\) dated August 24, 2015, by and among Plains All American Pipeline, L.P., PAA Finance Corp. and U.S. Bank National Association, as trustee \(incorporated by reference to Exhibit 4.1 to our Current Report on Form 8-K filed August 26, 2015\).](#)
- 4.9 — [Thirtieth Supplemental Indenture \(4.50% Senior Notes due 2026\) dated November 22, 2016, by and among Plains All American Pipeline, L.P., PAA Finance Corp. and U.S. Bank National Association, as trustee \(incorporated by reference to Exhibit 4.1 to our Current Report on Form 8-K filed November 29, 2016\).](#)
- 4.10 — [Thirty-First Supplemental Indenture \(3.55% Senior Notes due 2029\) dated September 16, 2019, by and among Plains All American Pipeline, L.P., PAA Finance Corp. and U.S. Bank National Association, as trustee \(incorporated by reference to Exhibit 4.1 to our Current Report on Form 8-K filed September 17, 2019\).](#)
- 4.11 — [Thirty-Second Supplemental Indenture \(3.80% Senior Notes due 2030\) dated June 11, 2020, by and among Plains All American Pipeline, L.P., PAA Finance Corp. and U.S. Bank National Association, as trustee \(incorporated by reference to Exhibit 4.1 to our Current Report on Form 8-K filed June 11, 2020\).](#)
- 4.12 — [Thirty-Third Supplemental Indenture \(5.70% Senior Notes due 2034\) dated June 27, 2024, by and among Plains All American Pipeline, L.P., PAA Finance Corp. and U.S. Bank Trust Company, National Association, as trustee \(incorporated by reference to Exhibit 4.1 to our Current Report on Form 8-K filed June 27, 2024\).](#)
- 4.13 — [Thirty-Fourth Supplemental Indenture \(5.950% Senior Notes due 2035\) dated January 15, 2025, by and among Plains All American Pipeline, L.P., PAA Finance Corp. and U.S. Bank Trust Company, National Association, as trustee \(incorporated by reference to Exhibit 4.1 to our Current Report on Form 8-K filed January 15, 2025\).](#)
- 4.14 — [Registration Rights Agreement dated September 3, 2009 by and between Plains All American Pipeline, L.P. and Vulcan Gas Storage LLC \(incorporated by reference to Exhibit 4.1 to our Registration Statement on Form S-3, File No. 333-162477\).](#)
- 4.15 — [Registration Rights Agreement dated as of January 28, 2016 among Plains All American Pipeline, L.P. and the Purchasers named therein \(incorporated by reference to Exhibit 4.1 to our Current Report on Form 8-K filed February 2, 2016\).](#)
- 4.16 — [Registration Rights Agreement by and among Plains All American Pipeline, L.P. and the Holders defined therein, dated November 15, 2016 \(incorporated by reference to Exhibit 10.4 to our Current Report on Form 8-K filed November 21, 2016\).](#)
- 4.17 † — [Description of Our Securities.](#)
- 10.1 — [Credit Agreement dated as of August 20, 2021, among Plains All American Pipeline, L.P. and Plains Midstream Canada ULC, as Borrowers; certain subsidiaries of Plains All American Pipeline, L.P. from time to time party thereto, as Designated Borrowers; Bank of America, N.A., as Administrative Agent and Swing Line Lender; Bank of America, N.A., Citibank, N.A., JPMorgan Chase Bank, N.A. and Wells Fargo Bank, National Association, as L/C Issuers; and the other Lenders party thereto \(incorporated by reference to Exhibit 10.1 to our Current Report on Form 8-K filed August 26, 2021\).](#)

- 10.2 — [First Amendment to Credit Agreement dated as of August 22, 2022, among Plains All American Pipeline, L.P. and Plains Midstream Canada ULC, as Borrowers; certain subsidiaries of Plains All American Pipeline, L.P. from time to time party thereto, as Designated Borrowers; Bank of America, N.A., as Administrative Agent and Swing Line Lender; Bank of America, N.A., Citibank, N.A., JPMorgan Chase Bank, N.A. and Wells Fargo Bank, National Association, as L/C Issuers; and the other Lenders party thereto \(incorporated by reference to Exhibit 10.1 to our Current Report on Form 8-K filed August 25, 2022\).](#)
- 10.3 — [Second Amendment to Credit Agreement dated as of August 19, 2024, among Plains All American Pipeline, L.P. and Plains Midstream Canada ULC, as Borrowers; certain subsidiaries of Plains All American Pipeline, L.P. from time to time party thereto, as Designated Borrowers; Bank of America, N.A., as Administrative Agent and Swing Line Lender; Bank of America, N.A., Citibank, N.A., JPMorgan Chase Bank, N.A. and Wells Fargo Bank, National Association, as L/C Issuers; and the other Lenders party thereto \(incorporated by reference to Exhibit 10.1 to our Current Report on Form 8-K filed August 22, 2024\).](#)
- 10.4 — [Fourth Amended and Restated Credit Agreement dated as of August 20, 2021, among Plains Marketing, L.P. and Plains Midstream Canada ULC, as Borrowers; Plains All American Pipeline, L.P., as guarantor; Bank of America, N.A., as Administrative Agent and Swing Line Lender; Bank of America, N.A., Citibank, N.A., JPMorgan Chase Bank, N.A. and Wells Fargo Bank, National Association, as L/C Issuers; and the other Lenders party thereto \(incorporated by reference to Exhibit 10.2 to our Current Report on Form 8-K filed August 26, 2021\).](#)
- 10.5 — [First Amendment to Fourth Amended and Restated Credit Agreement dated as of August 22, 2022, among Plains Marketing, L.P. and Plains Midstream Canada ULC, as Borrowers; Plains All American Pipeline, L.P., as guarantor; Bank of America, N.A., as Administrative Agent and Swing Line Lender; Bank of America, N.A., Citibank, N.A., JPMorgan Chase Bank, N.A. and Wells Fargo Bank, National Association, as L/C Issuers; and the other Lenders party thereto \(incorporated by reference to Exhibit 10.2 to our Current Report on Form 8-K filed August 25, 2022\).](#)
- 10.6 — [Second Amendment to Fourth Amended and Restated Credit Agreement dated as of August 19, 2024, among Plains Marketing, L.P. and Plains Midstream Canada ULC, as Borrowers; Plains All American Pipeline, L.P., as guarantor; Bank of America, N.A., as Administrative Agent and Swing Line Lender; Bank of America, N.A., Citibank, N.A., JPMorgan Chase Bank, N.A. and Wells Fargo Bank, National Association, as L/C Issuers; and the other Lenders party thereto \(incorporated by reference to Exhibit 10.2 to our Current Report on Form 8-K filed August 22, 2024\).](#)
- 10.7 — [Contribution and Assumption Agreement dated December 28, 2007, by and between Plains AAP, L.P. and PAA GP LLC \(incorporated by reference to Exhibit 10.2 to our Current Report on Form 8-K filed January 4, 2008\).](#)
- 10.8 — [Omnibus Agreement by and among PAA GP Holdings LLC, Plains GP Holdings, L.P., Plains All American GP LLC, Plains AAP, L.P., PAA GP LLC, and Plains All American Pipeline, L.P., dated November 15, 2016 \(incorporated by reference to Exhibit 10.1 to our Current Report on Form 8-K filed November 21, 2016\).](#)
- 10.9 — [Amended and Restated Administrative Agreement by and among PAA GP Holdings LLC, Plains GP Holdings, L.P., Plains All American GP LLC, Plains AAP, L.P., PAA GP LLC, and Plains All American Pipeline, L.P., dated November 15, 2016 \(incorporated by reference to Exhibit 10.2 to our Current Report on Form 8-K filed November 21, 2016\).](#)
- 10.10** — [Amended and Restated Employment Agreement between Plains All American GP LLC and Greg L. Armstrong dated as of June 30, 2001 \(incorporated by reference to Exhibit 10.1 to our Quarterly Report on Form 10-Q for the quarter ended September 30, 2001\).](#)
- 10.11** — [First Amendment to Amended and Restated Employment Agreement dated December 4, 2008 between Plains All American GP LLC and Greg L. Armstrong \(incorporated by reference to Exhibit 10.49 to our Annual Report on Form 10-K for the year ended December 31, 2008\).](#)
- 10.12** — [Waiver Agreement dated as of December 23, 2010 between Plains All American GP LLC and Greg L. Armstrong \(incorporated by reference to Exhibit 10.31 to our Annual Report on Form 10-K for the year ended December 31, 2010\).](#)
- 10.13** — [Waiver Agreement dated October 21, 2013 to the Amended and Restated Employment Agreement dated June 30, 2001 of Greg L. Armstrong \(incorporated by reference to Exhibit 10.2 to our Current Report on Form 8-K filed October 25, 2013\).](#)

- 10.14** — [Second Amended and Restated Employment Agreement dated effective October 1, 2018 between Plains All American GP LLC and Greg L. Armstrong \(incorporated by reference to Exhibit 10.6 to our Quarterly Report on Form 10-Q for the quarter ended September 30, 2018\).](#)
- 10.15** — [Third Amended and Restated Employment Agreement dated effective January 1, 2020 between Plains All American GP LLC and Greg L. Armstrong \(incorporated by reference to Exhibit 10.31 to our Annual Report on Form 10-K for the year ended December 31, 2019\).](#)
- 10.16** — [Amendment No. 1 to Third Amended and Restated Employment Agreement dated effective December 31, 2021 between Plains All American GP LLC and Greg L. Armstrong \(incorporated by reference to Exhibit 10.12 to our Annual Report on Form 10-K for the year ended December 31, 2021\).](#)
- 10.17** — [Amended and Restated Employment Agreement between Plains All American GP LLC and Harry N. Pefanis dated as of June 30, 2001 \(incorporated by reference to Exhibit 10.2 to our Quarterly Report on Form 10-Q for the quarter ended September 30, 2001\).](#)
- 10.18** — [First Amendment to Amended and Restated Employment Agreement dated December 4, 2008 between Plains All American GP LLC and Harry N. Pefanis \(incorporated by reference to Exhibit 10.50 to our Annual Report on Form 10-K for the year ended December 31, 2008\).](#)
- 10.19** — [Amendment No. 2 dated August 15, 2019 to Harry Pefanis Amended and Restated Employment Agreement \(incorporated by reference to Exhibit 10.1 to our Quarterly Report on Form 10-Q for the quarter ended September 30, 2019\).](#)
- 10.20** — [Waiver Agreement dated as of December 23, 2010 between Plains All American GP LLC and Harry N. Pefanis \(incorporated by reference to Exhibit 10.32 to our Annual Report on Form 10-K for the year ended December 31, 2010\).](#)
- 10.21** — [Waiver Agreement dated October 21, 2013 to the Amended and Restated Employment Agreement dated June 30, 2001 of Harry N. Pefanis \(incorporated by reference to Exhibit 10.3 to our Current Report on Form 8-K filed October 25, 2013\).](#)
- 10.22** — [Employment Agreement between Plains All American GP LLC and Willie Chiang dated July 10, 2015 \(incorporated by reference to Exhibit 10.53 to our Annual Report on Form 10-K for the year ended December 31, 2015\).](#)
- 10.23** — [Amended and Restated Employment Agreement dated effective October 1, 2018 between Plains All American GP LLC and Willie Chiang \(incorporated by reference to Exhibit 10.7 to our Quarterly Report on Form 10-Q for the quarter ended September 30, 2018\).](#)
- 10.24** — [LTIP Grant Letter dated August 16, 2018 \(Willie Chiang\) incorporated by reference to Exhibit 10.8 to our Quarterly Report on Form 10-Q for the quarter ended September 30, 2018\).](#)
- 10.25** — [Plains All American 2021 Long-Term Incentive Plan \(incorporated by reference to Exhibit A to our Definitive Proxy Statement filed on April 12, 2021\).](#)
- 10.26** — [Plains All American 2013 Long-Term Incentive Plan \(incorporated by reference to Exhibit A to our Definitive Proxy Statement filed on October 3, 2013\).](#)
- 10.27** — [Plains All American PNG Successor Long-Term Incentive Plan \(incorporated by reference to Exhibit 4.4 to our Registration Statement on Form S-8 \(333-193139\) filed December 31, 2013\).](#)
- 10.28** — [PAA Natural Gas Storage, L.P. 2010 Long-Term Incentive Plan \(incorporated by reference to Exhibit 10.2 to PNG's Current Report on Form 8-K filed May 11, 2010\).](#)
- 10.29** — [Plains GP Holdings, L.P. Long Term Incentive Plan \(incorporated by reference to Exhibit 10.3 to PAGP's Current Report on Form 8-K filed October 25, 2013\).](#)
- 10.30** — [Form of LTIP Grant Letter dated August 15, 2019 \(Officers\) \(incorporated by reference to Exhibit 10.2 to our Quarterly Report on Form 10-Q for the quarter ended September 30, 2019\).](#)
- 10.31** — [Form of LTIP Grant Letter dated August 13, 2020 \(Directors\) \(incorporated by reference to Exhibit 10.2 to our Quarterly Report on Form 10-Q for the quarter ended September 30, 2020\).](#)
- 10.32** — [Form of Special Retention LTIP Grant Letter dated November 20, 2019 \(incorporated by reference to Exhibit 10.53 to our Annual Report on Form 10-K for the year ended December 31, 2020\).](#)

10.33**	—	Form of Amended and Restated Special Retention LTIP Grant Letter Dated February 24, 2022 (incorporated by reference to Exhibit 10.1 to our Quarterly Report on Form 10-Q for the quarter ended March 31, 2022).
10.34**	—	Form of LTIP Grant Letter dated August 19, 2021 (Named Executive Officers) (incorporated by reference to Exhibit 10.3 to our Quarterly Report on Form 10-Q for the quarter ended September 30, 2021).
10.35**	—	Form of LTIP Grant Letter dated August 19, 2021 (Directors) (incorporated by reference to Exhibit 10.4 to our Quarterly Report on Form 10-Q for the quarter ended September 30, 2021).
10.36**	—	Form of LTIP Grant Letter dated August 18, 2022 (Named Executive Officers) (incorporated by reference to Exhibit 10.4 to our Quarterly Report on Form 10-Q for the quarter ended September 30, 2022).
10.37**	—	Form of LTIP Grant Letter dated August 17, 2023 (Named Executive Officers) (incorporated by reference to Exhibit 10.1 to our Quarterly Report on Form 10-Q for the quarter ended September 30, 2023).
10.38**	—	Form of LTIP Grant Letter dated August 17, 2023 (Directors) (incorporated by reference to Exhibit 10.2 to our Quarterly Report on Form 10-Q for the quarter ended September 30, 2023).
10.39**	—	Form of LTIP Grant Letter dated August 15, 2024 (Named Executive Officers) (incorporated by reference to Exhibit 10.3 to our Quarterly Report on Form 10-Q for the quarter ended September 30, 2024).
10.40**	—	Form of LTIP Grant Letter dated August 15, 2024 (Directors) (incorporated by reference to Exhibit 10.4 to our Quarterly Report on Form 10-Q for the quarter ended September 30, 2024).
19.1 †	—	Policy on Insider Trading.
19.2 †	—	Policy Regarding Special Trading Procedures.
21.1 †	—	List of Subsidiaries of Plains All American Pipeline, L.P.
23.1 †	—	Consent of PricewaterhouseCoopers LLP.
31.1 †	—	Certification of Principal Executive Officer pursuant to Exchange Act Rules 13a-14(a) and 15d-14(a).
31.2 †	—	Certification of Principal Financial Officer pursuant to Exchange Act Rules 13a-14(a) and 15d-14(a).
32.1 ††	—	Certification of Principal Executive Officer pursuant to 18 U.S.C. 1350.
32.2 ††	—	Certification of Principal Financial Officer pursuant to 18 U.S.C. 1350.
97.1	—	Amended and Restated Clawback Policy (incorporated by reference to Exhibit 97.1 to our Annual Report on Form 10-K for the year ended December 31, 2023).
101.INS†	—	XBRL Instance Document - the instance document does not appear in the Interactive Data File because its XBRL tags are embedded within the Inline XBRL document.
101.SCH†	—	Inline XBRL Taxonomy Extension Schema Document
101.CAL†	—	Inline XBRL Taxonomy Extension Calculation Linkbase Document
101.DEF†	—	Inline XBRL Taxonomy Extension Definition Linkbase Document
101.LAB†	—	Inline XBRL Taxonomy Extension Label Linkbase Document
101.PRE†	—	Inline XBRL Taxonomy Extension Presentation Linkbase Document
104†	—	Cover Page Interactive Data File (formatted as Inline XBRL and contained in Exhibit 101)

† Filed herewith.

†† Furnished herewith.

* Certain schedules have been omitted pursuant to Item 601(b)(2) of Regulation S-K. A copy of any omitted schedule will be furnished supplementally to the SEC upon request.

** Management compensatory plan or arrangement.

Item 16. *Form 10-K Summary*

None.

SIGNATURES

Pursuant to the requirements of Section 13 or 15(d) of the Securities Exchange Act of 1934, the registrant has duly caused this report to be signed on its behalf by the undersigned, thereunto duly authorized.

PLAINS ALL AMERICAN PIPELINE, L.P.

By: PAA GP LLC,
its general partner

By: Plains AAP, L.P.,
its sole member

By: PLAINS ALL AMERICAN GP LLC,
its general partner

By: /s/ Willie Chiang
Willie Chiang,
Chief Executive Officer of Plains All American GP LLC
(Principal Executive Officer)

February 27, 2025

By: /s/ Al Swanson
Al Swanson,
Executive Vice President and Chief Financial Officer of Plains All American GP LLC
(Principal Financial Officer)

February 27, 2025

By: /s/ Chris Herbold
Chris Herbold,
Senior Vice President, Finance and Chief Accounting Officer of Plains All American GP LLC
(Principal Accounting Officer)

February 27, 2025

Pursuant to the requirements of the Securities Exchange Act of 1934, this report has been signed below by the following persons on behalf of the registrant and in the capacities and on the dates indicated.

<u>Name</u>	<u>Title</u>	<u>Date</u>
<u>/s/ Willie Chiang</u> Willie Chiang	Chairman of the Board of PAA GP Holdings LLC and Chief Executive Officer of Plains All American GP LLC (Principal Executive Officer)	February 27, 2025
<u>/s/ Harry N. Pefanis</u> Harry N. Pefanis	Director of PAA GP Holdings LLC and President of Plains All American GP LLC	February 27, 2025
<u>/s/ Al Swanson</u> Al Swanson	Executive Vice President and Chief Financial Officer of Plains All American GP LLC (Principal Financial Officer)	February 27, 2025
<u>/s/ Chris Herbold</u> Chris Herbold	Senior Vice President, Finance and Chief Accounting Officer of Plains All American GP LLC (Principal Accounting Officer)	February 27, 2025
<u>/s/ Greg L. Armstrong</u> Greg L. Armstrong	Director of PAA GP Holdings LLC	February 27, 2025
<u>/s/ Victor Burk</u> Victor Burk	Director of PAA GP Holdings LLC	February 27, 2025
<u>/s/ Ellen R. DeSanctis</u> Ellen R. DeSanctis	Director of PAA GP Holdings LLC	February 27, 2025
<u>/s/ Kevin McCarthy</u> Kevin McCarthy	Director of PAA GP Holdings LLC	February 27, 2025
<u>/s/ Gary R. Petersen</u> Gary R. Petersen	Director of PAA GP Holdings LLC	February 27, 2025
<u>/s/ Alexandra D. Pruner</u> Alexandra D. Pruner	Director of PAA GP Holdings LLC	February 27, 2025
<u>/s/ John T. Raymond</u> John T. Raymond	Director of PAA GP Holdings LLC	February 27, 2025
<u>/s/ Bobby S. Shackouls</u> Bobby S. Shackouls	Director of PAA GP Holdings LLC	February 27, 2025
<u>/s/ Lawrence M. Ziemba</u> Lawrence M. Ziemba	Director of PAA GP Holdings LLC	February 27, 2025

PLAINS ALL AMERICAN PIPELINE, L.P. AND SUBSIDIARIES
INDEX TO THE CONSOLIDATED FINANCIAL STATEMENTS

	<u>Page</u>
Consolidated Financial Statements	
Management's Report on Internal Control Over Financial Reporting	F-2
Report of Independent Registered Public Accounting Firm (PCAOB ID: 238)	F-3
Consolidated Balance Sheets as of December 31, 2024 and 2023	F-5
Consolidated Statements of Operations for the years ended December 31, 2024, 2023 and 2022	F-6
Consolidated Statements of Comprehensive Income for the years ended December 31, 2024, 2023 and 2022	F-7
Consolidated Statements of Changes in Accumulated Other Comprehensive Income/(Loss) for the years ended December 31, 2024, 2023 and 2022	F-7
Consolidated Statements of Cash Flows for the years ended December 31, 2024, 2023 and 2022	F-8
Consolidated Statements of Changes in Partners' Capital for the years ended December 31, 2024, 2023 and 2022	F-9
Notes to the Consolidated Financial Statements:	F-10
1. Organization and Basis of Consolidation and Presentation	F-10
2. Summary of Significant Accounting Policies	F-12
3. Revenues and Accounts Receivable	F-15
4. Net Income Per Common Unit	F-19
5. Inventory, Linefill and Long-term Inventory	F-20
6. Property and Equipment	F-21
7. Acquisitions, Divestitures and Other Transactions	F-23
8. Investments in Unconsolidated Entities	F-27
9. Intangible Assets, Net	F-29
10. Debt	F-30
11. Partners' Capital and Distributions	F-33
12. Derivatives and Risk Management Activities	F-37
13. Leases	F-42
14. Income Taxes	F-45
15. Major Customers and Concentration of Credit Risk	F-47
16. Related Party Transactions	F-48
17. Equity-Indexed Compensation Plans	F-50
18. Commitments and Contingencies	F-51
19. Segment Information	F-55

MANAGEMENT'S REPORT ON INTERNAL CONTROL OVER FINANCIAL REPORTING

Plains All American Pipeline, L.P.'s management is responsible for establishing and maintaining adequate internal control over financial reporting. Our internal control over financial reporting is a process designed to provide reasonable assurance regarding the reliability of financial reporting and the preparation of financial statements for external purposes in accordance with generally accepted accounting principles.

Internal control over financial reporting has inherent limitations. Internal control over financial reporting is a process that involves human diligence and compliance and is subject to lapses in judgment and breakdowns resulting from human failures. Internal control over financial reporting also can be circumvented by collusion or improper management override. Because of such limitations, there is a risk that material misstatements may not be prevented or detected on a timely basis by internal control over financial reporting. However, these inherent limitations are known features of the financial reporting process. Therefore, it is possible to design into the process safeguards to reduce, though not eliminate, this risk.

Management has used the framework set forth in the report entitled "Internal Control—Integrated Framework" (2013) issued by the Committee of Sponsoring Organizations of the Treadway Commission ("COSO") to evaluate the effectiveness of the Partnership's internal control over financial reporting. Based on that evaluation, management has concluded that the Partnership's internal control over financial reporting was effective as of December 31, 2024.

The effectiveness of the Partnership's internal control over financial reporting as of December 31, 2024 has been audited by PricewaterhouseCoopers LLP, an independent registered public accounting firm, as stated in their report which appears on Page F-3.

/s/ Willie Chiang

Willie Chiang
Chief Executive Officer of Plains All American GP LLC
(Principal Executive Officer)

/s/ Al Swanson

Al Swanson
Executive Vice President and Chief Financial Officer of Plains All American GP LLC
(Principal Financial Officer)

February 27, 2025

Report of Independent Registered Public Accounting Firm

To the Board of Directors of PAA GP Holdings LLC and Unitholders of Plains All American Pipeline, L.P.

Opinions on the Financial Statements and Internal Control over Financial Reporting

We have audited the accompanying consolidated balance sheets of Plains All American Pipeline, L.P. and its subsidiaries (the “Partnership”) as of December 31, 2024 and 2023, and the related consolidated statements of operations, of comprehensive income, of changes in accumulated other comprehensive income (loss), of changes in partners’ capital and of cash flows for each of the three years in the period ended December 31, 2024, including the related notes (collectively referred to as the “consolidated financial statements”). We also have audited the Partnership’s internal control over financial reporting as of December 31, 2024, based on criteria established in *Internal Control - Integrated Framework* (2013) issued by the Committee of Sponsoring Organizations of the Treadway Commission (COSO).

In our opinion, the consolidated financial statements referred to above present fairly, in all material respects, the financial position of the Partnership as of December 31, 2024 and 2023, and the results of its operations and its cash flows for each of the three years in the period ended December 31, 2024 in conformity with accounting principles generally accepted in the United States of America. Also in our opinion, the Partnership maintained, in all material respects, effective internal control over financial reporting as of December 31, 2024, based on criteria established in *Internal Control - Integrated Framework* (2013) issued by the COSO.

Basis for Opinions

The Partnership’s management is responsible for these consolidated financial statements, for maintaining effective internal control over financial reporting, and for its assessment of the effectiveness of internal control over financial reporting, included in the accompanying Management’s Report on Internal Control over Financial Reporting. Our responsibility is to express opinions on the Partnership’s consolidated financial statements and on the Partnership’s internal control over financial reporting based on our audits. We are a public accounting firm registered with the Public Company Accounting Oversight Board (United States) (PCAOB) and are required to be independent with respect to the Partnership in accordance with the U.S. federal securities laws and the applicable rules and regulations of the Securities and Exchange Commission and the PCAOB.

We conducted our audits in accordance with the standards of the PCAOB. Those standards require that we plan and perform the audits to obtain reasonable assurance about whether the consolidated financial statements are free of material misstatement, whether due to error or fraud, and whether effective internal control over financial reporting was maintained in all material respects.

Our audits of the consolidated financial statements included performing procedures to assess the risks of material misstatement of the consolidated financial statements, whether due to error or fraud, and performing procedures that respond to those risks. Such procedures included examining, on a test basis, evidence regarding the amounts and disclosures in the consolidated financial statements. Our audits also included evaluating the accounting principles used and significant estimates made by management, as well as evaluating the overall presentation of the consolidated financial statements. Our audit of internal control over financial reporting included obtaining an understanding of internal control over financial reporting, assessing the risk that a material weakness exists, and testing and evaluating the design and operating effectiveness of internal control based on the assessed risk. Our audits also included performing such other procedures as we considered necessary in the circumstances. We believe that our audits provide a reasonable basis for our opinions.

Definition and Limitations of Internal Control over Financial Reporting

A company’s internal control over financial reporting is a process designed to provide reasonable assurance regarding the reliability of financial reporting and the preparation of financial statements for external purposes in accordance with generally accepted accounting principles. A company’s internal control over financial reporting includes those policies and procedures that (i) pertain to the maintenance of records that, in reasonable detail, accurately and fairly reflect the transactions and dispositions of the assets of the company; (ii) provide reasonable assurance that transactions are recorded as necessary to permit preparation of financial statements in accordance with generally accepted accounting principles, and that receipts and expenditures of the company are being made only in accordance with authorizations of management and directors of the company; and (iii) provide reasonable assurance regarding prevention or timely detection of unauthorized acquisition, use, or disposition of the company’s assets that could have a material effect on the financial statements.

Because of its inherent limitations, internal control over financial reporting may not prevent or detect misstatements. Also, projections of any evaluation of effectiveness to future periods are subject to the risk that controls may become inadequate because of changes in conditions, or that the degree of compliance with the policies or procedures may deteriorate.

Critical Audit Matters

The critical audit matter communicated below is a matter arising from the current period audit of the consolidated financial statements that was communicated or required to be communicated to the audit committee and that (i) relates to accounts or disclosures that are material to the consolidated financial statements and (ii) involved our especially challenging, subjective, or complex judgments. The communication of critical audit matters does not alter in any way our opinion on the consolidated financial statements, taken as a whole, and we are not, by communicating the critical audit matter below, providing a separate opinion on the critical audit matter or on the accounts or disclosures to which it relates.

Revenue Recognition – Crude Oil Sales

As described in Note 3 to the consolidated financial statements, revenue from sales of crude oil are recognized at the time title to the product sold transfers to the purchaser, which occurs upon delivery of the product to the purchaser or its designee. The consideration received under these contracts is variable based on commodity prices. The Partnership recognized crude oil sales of \$47,036 million for the year ended December 31, 2024.

The principal consideration for our determination that performing procedures relating to revenue recognition for crude oil sales is a critical audit matter is a high degree of auditor effort in performing procedures related to the Partnership's revenue recognition.

Addressing the matter involved performing procedures and evaluating audit evidence in connection with forming our overall opinion on the consolidated financial statements. These procedures included testing the effectiveness of controls relating to the revenue recognition process for crude oil sales. These procedures also included, among others (i) testing revenue recognized for a sample of crude oil sales revenue transactions by obtaining and inspecting source documents, such as contracts, settlement statements, invoices, and payment receipts and (ii) confirming a sample of outstanding customer invoice balances as of December 31, 2024, and for confirmations not returned, obtaining and inspecting source documents, such as contracts, settlement statements, invoices, and subsequent payment receipts.

/s/ PricewaterhouseCoopers LLP

Houston, Texas
February 27, 2025

We have served as the Partnership's auditor since 1998.

PLAINS ALL AMERICAN PIPELINE, L.P. AND SUBSIDIARIES
CONSOLIDATED BALANCE SHEETS
(in millions, except unit data)

	December 31, 2024	December 31, 2023
ASSETS		
CURRENT ASSETS		
Cash and cash equivalents	\$ 348	\$ 450
Trade accounts receivable and other receivables, net	3,901	3,760
Inventory	439	548
Other current assets	114	155
Total current assets	<u>4,802</u>	<u>4,913</u>
PROPERTY AND EQUIPMENT		
Property and equipment, net	21,300	21,143
Accumulated depreciation	<u>(5,876)</u>	<u>(5,361)</u>
Property and equipment, net	<u>15,424</u>	<u>15,782</u>
OTHER ASSETS		
Investments in unconsolidated entities	2,811	2,820
Intangible assets, net	1,677	1,875
Linefill	968	976
Long-term operating lease right-of-use assets, net	332	313
Long-term inventory	280	265
Other long-term assets, net	268	411
Total assets	<u>\$ 26,562</u>	<u>\$ 27,355</u>
LIABILITIES AND PARTNERS' CAPITAL		
CURRENT LIABILITIES		
Trade accounts payable	\$ 3,881	\$ 3,844
Short-term debt	408	446
Other current liabilities	661	713
Total current liabilities	<u>4,950</u>	<u>5,003</u>
LONG-TERM LIABILITIES		
Senior notes, net	7,141	7,242
Other long-term debt, net	72	63
Long-term operating lease liabilities	313	274
Other long-term liabilities and deferred credits	990	1,041
Total long-term liabilities	<u>8,516</u>	<u>8,620</u>
COMMITMENTS AND CONTINGENCIES (NOTE 18)		
PARTNERS' CAPITAL		
Series A preferred unitholders (71,090,468 and 71,090,468 units outstanding, respectively)	1,514	1,509
Series B preferred unitholders (800,000 and 800,000 units outstanding, respectively)	787	787
Common unitholders (703,770,300 and 701,008,749 units outstanding, respectively)	7,512	8,126
Total partners' capital excluding noncontrolling interests	9,813	10,422
Noncontrolling interests	3,283	3,310
Total partners' capital	<u>13,096</u>	<u>13,732</u>
Total liabilities and partners' capital	<u>\$ 26,562</u>	<u>\$ 27,355</u>

The accompanying notes are an integral part of these consolidated financial statements.

PLAINS ALL AMERICAN PIPELINE, L.P. AND SUBSIDIARIES
CONSOLIDATED STATEMENTS OF OPERATIONS
(in millions, except per unit data)

	Year Ended December 31,		
	2024	2023	2022
REVENUES			
Product sales revenues	\$ 48,254	\$ 46,974	\$ 55,948
Services revenues	1,819	1,738	1,394
Total revenues	<u>50,073</u>	<u>48,712</u>	<u>57,342</u>
COSTS AND EXPENSES			
Purchases and related costs	45,560	44,531	53,176
Field operating costs	1,768	1,425	1,315
General and administrative expenses	381	350	325
Depreciation and amortization	1,026	1,048	965
(Gains)/losses on asset sales, asset impairments and other, net (Note 6, Note 7)	160	(152)	269
Total costs and expenses	<u>48,895</u>	<u>47,202</u>	<u>56,050</u>
OPERATING INCOME	1,178	1,510	1,292
OTHER INCOME/(EXPENSE)			
Equity earnings in unconsolidated entities	452	369	403
Gain on investments in unconsolidated entities, net (Note 7, Note 8)	15	28	346
Interest expense (net of capitalized interest of \$9, \$10 and \$5, respectively)	(430)	(386)	(405)
Other income/(expense), net	65	102	(219)
INCOME BEFORE TAX	1,280	1,623	1,417
Current income tax expense	(195)	(145)	(84)
Deferred income tax (expense)/benefit	28	24	(105)
NET INCOME	1,113	1,502	1,228
Net income attributable to noncontrolling interests	(341)	(272)	(191)
NET INCOME ATTRIBUTABLE TO PAA	<u>\$ 772</u>	<u>\$ 1,230</u>	<u>\$ 1,037</u>
NET INCOME PER COMMON UNIT (NOTE 4):			
Net income allocated to common unitholders — Basic and Diluted	\$ 514	\$ 976	\$ 831
Basic and diluted weighted average common units outstanding	702	699	701
Basic and diluted net income per common unit	<u>\$ 0.73</u>	<u>\$ 1.40</u>	<u>\$ 1.19</u>

The accompanying notes are an integral part of these consolidated financial statements.

PLAINS ALL AMERICAN PIPELINE, L.P. AND SUBSIDIARIES
CONSOLIDATED STATEMENTS OF COMPREHENSIVE INCOME
(in millions)

	Year Ended December 31,		
	2024	2023	2022
Net income	\$ 1,113	\$ 1,502	\$ 1,228
Other comprehensive income/(loss)	(247)	118	(101)
Comprehensive income	866	1,620	1,127
Comprehensive income attributable to noncontrolling interests	(341)	(272)	(191)
Comprehensive income attributable to PAA	<u>\$ 525</u>	<u>\$ 1,348</u>	<u>\$ 936</u>

The accompanying notes are an integral part of these consolidated financial statements.

PLAINS ALL AMERICAN PIPELINE, L.P. AND SUBSIDIARIES
CONSOLIDATED STATEMENTS OF CHANGES IN ACCUMULATED
OTHER COMPREHENSIVE INCOME/(LOSS)
(in millions)

	Derivative Instruments	Translation Adjustments	Other	Total
Balance at December 31, 2021	\$ (208)	\$ (642)	\$ (3)	\$ (853)
Reclassification adjustments	7	—	—	7
Unrealized gain on hedges	94	—	—	94
Currency translation adjustments	—	(204)	—	(204)
Other	—	—	2	2
2022 Activity	<u>101</u>	<u>(204)</u>	<u>2</u>	<u>(101)</u>
Balance at December 31, 2022	<u>\$ (107)</u>	<u>\$ (846)</u>	<u>\$ (1)</u>	<u>\$ (954)</u>
Reclassification adjustments	11	—	—	11
Unrealized gain on hedges	15	—	—	15
Currency translation adjustments	—	91	—	91
Other	—	—	1	1
2023 Activity	<u>26</u>	<u>91</u>	<u>1</u>	<u>118</u>
Balance at December 31, 2023	<u>\$ (81)</u>	<u>\$ (755)</u>	<u>\$ —</u>	<u>\$ (836)</u>
Reclassification adjustments	8	—	—	8
Unrealized gain on hedges	29	—	—	29
Currency translation adjustments	—	(284)	—	(284)
2024 Activity	<u>37</u>	<u>(284)</u>	<u>—</u>	<u>(247)</u>
Balance at December 31, 2024	<u>\$ (44)</u>	<u>\$ (1,039)</u>	<u>\$ —</u>	<u>\$ (1,083)</u>

The accompanying notes are an integral part of these consolidated financial statements.

PLAINS ALL AMERICAN PIPELINE, L.P. AND SUBSIDIARIES
CONSOLIDATED STATEMENTS OF CASH FLOWS
(in millions)

	Year Ended December 31,		
	2024	2023	2022
CASH FLOWS FROM OPERATING ACTIVITIES			
Net income	\$ 1,113	\$ 1,502	\$ 1,228
Reconciliation of net income to net cash provided by operating activities:			
Depreciation and amortization	1,026	1,048	965
(Gains)/losses on asset sales, asset impairments and other, net (Note 6, Note 7)	160	(152)	269
Equity-indexed compensation expense	50	50	40
Deferred income tax expense/(benefit)	(28)	(24)	105
Gains on sales of linefill	—	(2)	(35)
(Gain)/loss on foreign currency revaluation	(17)	8	41
Settlement of terminated interest rate hedging instruments (Note 12)	57	80	42
Change in fair value of Preferred Distribution Rate Reset Option (Note 12)	—	(58)	189
Equity earnings in unconsolidated entities	(452)	(369)	(403)
Distributions on earnings from unconsolidated entities	505	458	488
Gain on investments in unconsolidated entities, net (Note 7, Note 8)	(15)	(28)	(346)
Other	17	20	16
Changes in assets and liabilities, net of acquisitions:			
Trade accounts receivable and other	94	213	649
Inventory	70	223	(10)
Trade accounts payable and other	(90)	(242)	(830)
Net cash provided by operating activities	2,490	2,727	2,408
CASH FLOWS FROM INVESTING ACTIVITIES			
Cash paid in connection with acquisitions, net of cash acquired (Note 7)	(248)	(425)	(149)
Investments in unconsolidated entities (Note 8)	(4)	(33)	(14)
Additions to property, equipment and other	(619)	(559)	(455)
Cash paid for purchases of linefill	(21)	(23)	(84)
Proceeds from sales of assets (Note 7)	13	328	60
Cash received from sales of linefill	—	9	72
Investments in related party notes (Note 16)	(629)	—	—
Other investing activities	4	1	44
Net cash used in investing activities	(1,504)	(702)	(526)
CASH FLOWS FROM FINANCING ACTIVITIES			
Net borrowings/(repayments) under commercial paper program (Note 10)	(40)	433	—
Proceeds from the issuance of senior notes (Note 10)	650	—	—
Repayments of senior notes (Note 10)	(750)	(1,100)	(750)
Proceeds from the issuance of related party notes (Note 16)	629	—	—
Repurchase of common units (Note 11)	—	—	(74)
Distributions paid to Series A preferred unitholders (Note 11)	(175)	(166)	(149)
Distributions paid to Series B preferred unitholders (Note 11)	(79)	(75)	(49)
Distributions paid to common unitholders (Note 11)	(891)	(748)	(584)
Distributions paid to noncontrolling interests (Note 11)	(425)	(333)	(298)
Contributions from noncontrolling interests	57	106	26
Other financing activities	(53)	(93)	(53)
Net cash used in financing activities	(1,077)	(1,976)	(1,931)
Effect of translation adjustment	(11)	—	(3)
Net increase/(decrease) in cash and cash equivalents and restricted cash	(102)	49	(52)
Cash and cash equivalents and restricted cash, beginning of period	450	401	453
Cash and cash equivalents and restricted cash, end of period	\$ 348	\$ 450	\$ 401
Cash paid for:			
Interest, net of amounts capitalized	\$ 381	\$ 377	\$ 393
Income taxes, net of amounts refunded	\$ 269	\$ 69	\$ 112

The accompanying notes are an integral part of these consolidated financial statements.

PLAINS ALL AMERICAN PIPELINE, L.P. AND SUBSIDIARIES
CONSOLIDATED STATEMENTS OF CHANGES IN PARTNERS' CAPITAL
(in millions)

	Limited Partners			Partners' Capital Excluding Noncontrolling Interests	Noncontrolling Interests	Total Partners' Capital
	Preferred Unitholders		Common Unitholders			
	Series A	Series B				
Balance at December 31, 2021	\$ 1,505	\$ 787	\$ 7,680	\$ 9,972	\$ 2,838	\$ 12,810
Net income	149	52	836	1,037	191	1,228
Distributions (Note 11)	(149)	(52)	(584)	(785)	(298)	(1,083)
Other comprehensive loss	—	—	(101)	(101)	—	(101)
Equity-indexed compensation expense	—	—	32	32	—	32
Repurchase of common units (Note 11)	—	—	(74)	(74)	—	(74)
Contributions from noncontrolling interests	—	—	—	—	26	26
Cactus II Pipeline LLC transaction (Note 7)	—	—	—	—	526	526
Other	—	—	(24)	(24)	(15)	(39)
Balance at December 31, 2022	\$ 1,505	\$ 787	\$ 7,765	\$ 10,057	\$ 3,268	\$ 13,325
Net income	173	76	981	1,230	272	1,502
Distributions (Note 11)	(173)	(76)	(748)	(997)	(333)	(1,330)
Other comprehensive income	—	—	118	118	—	118
Equity-indexed compensation expense	—	—	36	36	—	36
Contributions from noncontrolling interests	—	—	—	—	106	106
Other	4	—	(26)	(22)	(3)	(25)
Balance at December 31, 2023	\$ 1,509	\$ 787	\$ 8,126	\$ 10,422	\$ 3,310	\$ 13,732
Net income	175	78	519	772	341	1,113
Distributions (Note 11)	(175)	(78)	(891)	(1,144)	(425)	(1,569)
Other comprehensive loss	—	—	(247)	(247)	—	(247)
Equity-indexed compensation expense	—	—	36	36	—	36
Contributions from noncontrolling interests	—	—	—	—	57	57
Other	5	—	(31)	(26)	—	(26)
Balance at December 31, 2024	\$ 1,514	\$ 787	\$ 7,512	\$ 9,813	\$ 3,283	\$ 13,096

The accompanying notes are an integral part of these consolidated financial statements.

PLAINS ALL AMERICAN PIPELINE, L.P. AND SUBSIDIARIES
NOTES TO THE CONSOLIDATED FINANCIAL STATEMENTS

Note 1—Organization and Basis of Consolidation and Presentation

Organization

Plains All American Pipeline, L.P. (“PAA”) is a Delaware limited partnership formed in 1998. Our operations are conducted directly and indirectly through our primary operating subsidiaries. As used in this Form 10-K and unless the context indicates otherwise, the terms “Partnership,” “we,” “us,” “our,” “ours” and similar terms refer to PAA and its subsidiaries.

Our business model integrates large-scale supply aggregation capabilities with the ownership and operation of critical midstream infrastructure systems that connect major producing regions to key demand centers and export terminals. As one of the largest crude oil midstream service providers in North America, we own an extensive network of pipeline transportation, terminalling, storage and gathering assets in key crude oil and NGL producing basins (including the Permian Basin) and transportation corridors and at major market hubs in the United States and Canada. Our assets and the services we provide are primarily focused on and conducted through two operating segments: Crude Oil and NGL. See Note 19 for further discussion of our operating segments.

Our non-economic general partner interest is held by PAA GP LLC (“PAA GP”), a Delaware limited liability company, whose sole member is Plains AAP, L.P. (“AAP”), a Delaware limited partnership. In addition to its ownership of PAA GP, as of December 31, 2024, AAP also owned a limited partner interest in us through its ownership of approximately 232.9 million of our common units (approximately 30% of our total outstanding common units and Series A preferred units combined). Plains All American GP LLC (“GP LLC”), a Delaware limited liability company, is AAP’s general partner. Plains GP Holdings, L.P. (“PAGP”) is the sole and managing member of GP LLC, and, at December 31, 2024, owned an approximate 85% limited partner interest in AAP. PAA GP Holdings LLC (“PAGP GP”) is the general partner of PAGP.

As the sole member of GP LLC, PAGP has responsibility for conducting our business and managing our operations; however, the board of directors of PAGP GP has ultimate responsibility for managing the business and affairs of PAGP, AAP and us. GP LLC employs our domestic officers and personnel; our Canadian officers and personnel are employed by our subsidiary, Plains Midstream Canada ULC.

References to the “PAGP Entities” include PAGP GP, PAGP, GP LLC, AAP and PAA GP. References to our “general partner,” as the context requires, include any or all of the PAGP Entities. References to the “Plains Entities” include us, our subsidiaries and the PAGP Entities.

PLAINS ALL AMERICAN PIPELINE, L.P. AND SUBSIDIARIES
NOTES TO THE CONSOLIDATED FINANCIAL STATEMENTS

Definitions

Additional defined terms may be used in the following notes and shall have the meanings indicated below:

AOCI	=	Accumulated other comprehensive income/(loss)
ASC	=	Accounting Standards Codification
ASU	=	Accounting Standards Update
Bcf	=	Billion cubic feet
Btu	=	British thermal unit
CAD	=	Canadian dollar
CODM	=	Chief Operating Decision Maker
DERs	=	Distribution equivalent rights
EBITDA	=	Earnings before interest, taxes, depreciation and amortization
EPA	=	United States Environmental Protection Agency
FASB	=	Financial Accounting Standards Board
GAAP	=	Generally accepted accounting principles in the United States
ICE	=	Intercontinental Exchange
ISDA	=	International Swaps and Derivatives Association
LIBOR	=	London Interbank Offered Rate
LTIP	=	Long-term incentive plan
Mcf	=	Thousand cubic feet
MMbbls	=	Million barrels
MLP	=	Master limited partnership
NGL	=	Natural gas liquids, including ethane, propane and butane
NYMEX	=	New York Mercantile Exchange
OECD	=	Organisation for Economic Co-operation and Development
SEC	=	United States Securities and Exchange Commission
SOFR	=	Secured Overnight Financing Rate
TWh	=	Terawatt hour
U.S.	=	United States
USD	=	United States dollar
WTI	=	West Texas Intermediate

Basis of Consolidation and Presentation

The accompanying financial statements and related notes present and discuss our consolidated financial position as of December 31, 2024 and 2023, and the consolidated results of our operations, cash flows, changes in partners' capital, comprehensive income and changes in accumulated other comprehensive income/(loss) for the years ended December 31, 2024, 2023 and 2022. All significant intercompany balances and transactions have been eliminated in consolidation, and certain reclassifications have been made to information from previous years to conform to the current presentation.

The accompanying consolidated financial statements include the accounts of PAA and all of its wholly owned subsidiaries and those entities that it controls. Investments in entities over which we have significant influence but not control are accounted for by the equity method. We apply proportionate consolidation for pipelines and other assets in which we own undivided joint interests. Our reporting currency is U.S. dollars, and all references to dollars are U.S. dollars, unless stated otherwise.

PLAINS ALL AMERICAN PIPELINE, L.P. AND SUBSIDIARIES
NOTES TO THE CONSOLIDATED FINANCIAL STATEMENTS

Subsequent Events

Subsequent events have been evaluated through the financial statements issuance date and have been included in the following footnotes where applicable.

Note 2—Summary of Significant Accounting Policies

Use of Estimates

The preparation of financial statements in conformity with GAAP requires us to make estimates and assumptions that affect the reported amounts of assets and liabilities, as well as the disclosure of contingent assets and liabilities at the date of the financial statements. Such estimates and assumptions also affect the reported amounts of revenues and expenses during the reporting period. We make significant estimates with respect to (i) estimated fair value of assets and liabilities acquired and identification of associated goodwill and intangible assets, (ii) fair value of derivatives, (iii) accruals and contingent liabilities, (iv) property and equipment, depreciation and amortization expense and asset retirement obligations, (v) impairment assessments of property and equipment, investments in unconsolidated entities and intangible assets and (vi) inventory valuations. Although we believe these estimates are reasonable, actual results could differ from these estimates.

Purchases and Related Costs

Purchases and related costs include (i) the weighted average cost of crude oil and NGL sold to customers, (ii) fees incurred for storage and transportation, whether by pipeline, truck or rail and (iii) performance-related bonus costs. These costs are recognized when incurred except in the case of products sold, which are recognized at the time title transfers to our customers. Inventory exchanges under buy/sell transactions are presented net in “Purchases and related costs” in our Consolidated Statements of Operations.

Field Operating Costs and General and Administrative Expenses

Field operating costs consist of various field operating expenses, including payroll, compensation and benefits costs for operations personnel; fuel and power costs (including the impact of gains and losses from derivative related activities); third-party trucking transportation costs for our U.S. crude oil operations; maintenance and integrity management costs; regulatory compliance; environmental remediation; insurance; costs for usage of third-party owned pipeline, rail and storage assets; vehicle leases; and property taxes. General and administrative expenses consist primarily of payroll, compensation and benefits costs; certain information systems and legal costs; office rent; contract and consultant costs; and audit and tax fees.

Foreign Currency Transactions/Translation

Certain of our subsidiaries use the Canadian dollar as their functional currency. Assets and liabilities of subsidiaries with a Canadian dollar functional currency are translated at period-end rates of exchange, and revenues and expenses are translated at average exchange rates prevailing for each month. The resulting translation adjustments are made directly to a separate component of other comprehensive income, which is reflected in Partners’ Capital on our Consolidated Balance Sheets.

Certain of our subsidiaries also enter into transactions and have monetary assets and liabilities that are denominated in a currency other than the entities’ respective functional currencies. Gains and losses from the revaluation of foreign currency transactions and monetary assets and liabilities are generally included in the Consolidated Statements of Operations. However, gains and losses arising from intercompany foreign currency transactions that are of a long-term investment nature are reported in the same manner as translation adjustments. For the years ended December 31, 2024, 2023 and 2022, the revaluation of foreign currency transactions and monetary assets and liabilities resulted in the recognition of a net gain of \$17 million, a net loss of \$8 million and a net loss of \$41 million, respectively, in our Consolidated Statements of Operations.

PLAINS ALL AMERICAN PIPELINE, L.P. AND SUBSIDIARIES
NOTES TO THE CONSOLIDATED FINANCIAL STATEMENTS

Cash and Cash Equivalents

Cash and cash equivalents consist of all unrestricted demand deposits and funds invested in highly liquid instruments with original maturities of three months or less and typically exceed federally insured limits. We periodically assess the financial condition of the institutions where these funds are held and believe that our credit risk is minimal.

In accordance with our policy, unless they may be covered by funds on deposit, outstanding checks are classified as trade accounts payable rather than negative cash. As of December 31, 2024 and 2023, trade accounts payable included \$27 million and \$26 million, respectively, of outstanding checks that were reclassified from cash and cash equivalents.

Noncontrolling Interests

Noncontrolling interest represents the portion of assets and liabilities in a consolidated subsidiary that is owned by a third party. FASB guidance requires all entities to report noncontrolling interests in subsidiaries as a component of equity in the consolidated financial statements. See Note 11 for additional discussion regarding our noncontrolling interests.

Asset Retirement Obligations

FASB guidance establishes accounting requirements for retirement obligations associated with tangible long-lived assets, including estimates related to (i) the time of the liability recognition, (ii) initial measurement of the liability, (iii) allocation of asset retirement cost to expense, (iv) subsequent measurement of the liability and (v) financial statement disclosures. FASB guidance also requires that the cost for asset retirement should be capitalized as part of the cost of the related long-lived asset and subsequently allocated to expense using a systematic and rational method.

Some of our assets, primarily our pipelines, certain processing and fractionation facilities and terminals assets, have contractual or regulatory obligations to perform remediation and, in some instances, dismantlement and removal activities when the assets are abandoned. These obligations include varying levels of activity including disconnecting inactive assets from active assets, cleaning and purging assets, and in some cases, completely removing the assets and returning the land to its original state. These assets have been in existence for many years and with regular maintenance will continue to be in service for many years to come. It is not possible to predict when demand for these transportation, storage or other services will cease, and we do not believe that such demand will cease for the foreseeable future. Accordingly, we believe the date when these assets will be abandoned is indeterminate. With no reasonably determinable abandonment date, we cannot reasonably estimate the fair value of the associated asset retirement obligations. We will record asset retirement obligations for these assets in the period in which sufficient information becomes available for us to reasonably estimate the settlement dates.

A small portion of our contractual or regulatory obligations is related to assets that are inactive or that we plan to take out of service and, although the ultimate timing and costs to settle these obligations are not known with certainty, we have recorded a reasonable estimate of these obligations. The following table presents the change in the liability for asset retirement obligations, substantially all of which is reflected in "Other long-term liabilities and deferred credits" on our Consolidated Balance Sheets as of December 31, 2024, 2023 and 2022 (in millions):

	December 31,		
	2024	2023	2022
Beginning balance	\$ 126	\$ 122	\$ 143
Liabilities incurred	3	2	2
Liabilities settled ⁽¹⁾	(2)	(1)	(26)
Accretion expense	4	4	4
Revisions in estimated cash flows	(1)	(1)	(1)
Ending balance	<u>\$ 130</u>	<u>\$ 126</u>	<u>\$ 122</u>

⁽¹⁾ The 2022 amount primarily relates to the transfer of liabilities to the third party purchaser associated with the sale of Line 901 and the Sisquoc to Pentland portion of Line 903 pipeline. See Note 7 and Note 18 for additional information.

PLAINS ALL AMERICAN PIPELINE, L.P. AND SUBSIDIARIES
NOTES TO THE CONSOLIDATED FINANCIAL STATEMENTS

Fair Value Measurements

Financial assets and liabilities are classified in their entirety based on the lowest level of input that is significant to the fair value measurement. Our assessment of the significance of a particular input to the fair value measurement requires judgment, which affects the placement of assets and liabilities within the fair value hierarchy levels. The determination of the fair values includes not only the credit standing of the counterparties involved and the impact of credit enhancements (such as cash deposits and letters of credit) but also the impact of our nonperformance risk on our liabilities. The fair value of our commodity derivatives and interest rate derivatives includes adjustments for credit risk. Our credit adjustment methodology uses market observable inputs and requires judgment. There were no changes to any of our valuation techniques during the period. See Note 12 for further discussion.

Other Significant Accounting Policies

See the respective footnotes for our accounting policies regarding (i) revenues and accounts receivable, (ii) net income per common unit, (iii) inventory, linefill and long-term inventory, (iv) property and equipment, (v) acquisitions, (vi) investments in unconsolidated entities, (vii) intangible assets, (viii) income allocation for partners' capital presentation purposes, (ix) derivatives and risk management activities, (x) leases, (xi) income taxes, (xii) equity-indexed compensation and (xiii) legal and environmental matters.

Recent Accounting Pronouncements, Disclosure Rules and Other Legislation

Recent Accounting Pronouncements

In November 2024, the FASB issued ASU 2024-03, *Income Statement - Reporting Comprehensive Income - Expense Disaggregation Disclosures (Subtopic 220-40): Disaggregation of Income Statement Expenses*, which requires, among other things, disclosure of specified information about certain costs and expenses in the notes to the financial statements. The guidance is effective prospectively for annual periods beginning after December 15, 2026 and interim periods beginning after December 15, 2027 with retrospective application and early adoption permitted. We intend to provide the required disclosures beginning with our annual report for the year ended December 31, 2027.

In December 2023, the FASB issued ASU 2023-09, *Income Taxes (Topic 740): Improvements to Income Tax Disclosures*, which requires, among other things, disaggregated information about effective tax rate reconciliation and income taxes paid (net of refunds received) on an annual basis. The guidance is effective prospectively for annual periods beginning after December 15, 2024 with retrospective or early adoption permitted. We intend to provide the required disclosures prospectively beginning with our annual report for the year ended December 31, 2025.

In November 2023, the FASB issued ASU 2023-07, *Segment Reporting (Topic 280): Improvements to Reportable Segment Disclosures*, which requires disaggregated disclosure of significant segment expenses and other amounts included within the reported measure of segment profit or loss for each reportable segment on an annual and interim basis. The guidance is effective retrospectively for annual periods beginning after December 15, 2023, and interim periods in fiscal years beginning after December 15, 2024 with early adoption permitted. We adopted this guidance beginning with our annual report for the year ended December 31, 2024. See Note 19 for updated segment disclosures. Other than such disclosure updates, our adoption did not have a material impact on our financial position, results of operations or cash flows.

In August 2023, the FASB issued ASU 2023-05, *Business Combinations—Joint Venture Formations (Subtopic 805-60): Recognition and Initial Measurement*, which requires a newly-formed joint venture to apply a new basis of accounting to its contributed net assets, resulting in the joint venture initially measuring its contributed net assets at fair value on the formation date. This guidance is effective prospectively for all joint ventures with a formation date on or after January 1, 2025, with early adoption permitted. We will adopt this guidance for joint venture formations on or after January 1, 2025.

PLAINS ALL AMERICAN PIPELINE, L.P. AND SUBSIDIARIES
NOTES TO THE CONSOLIDATED FINANCIAL STATEMENTS

SEC Climate Disclosure Rules

In March 2024, the SEC adopted final rules (“climate disclosure rules”) requiring registrants to disclose, among other things, information about material climate-related risks and their impact on a registrant’s strategy, business model and outlook; information about material direct and indirect greenhouse gas emissions (Scope 1 and Scope 2), which are subject to assurance requirements; and the financial statement effects of severe weather events and other natural conditions. In April 2024, the SEC stayed the climate disclosure rules pending resolution of legal challenges. We are monitoring the status of the stay and the outcome of the legal challenge for the applicability of the climate disclosure rules.

International Tax Reform

Recently, several countries, including Canada, have enacted legislation to implement key aspects of the global minimum top-up tax in accordance with the Pillar Two model rules of the OECD tax framework. We continue to evaluate the new legislation, but do not currently expect a material impact on our financial position, results of operations or cash flows.

Note 3—Revenues and Accounts Receivable

Revenue Recognition

We disaggregate our revenues by segment and type of activity. These categories depict how the nature, amount, timing and uncertainty of revenues and cash flows are affected by economic factors.

Revenues from Contracts with Customers. The following tables present our revenues from contracts with customers disaggregated by segment and type of activity (in millions):

	Year Ended December 31,		
	2024	2023	2022
Crude Oil segment revenues from contracts with customers			
Sales	\$ 47,036	\$ 45,621	\$ 53,822
Transportation	1,231	1,144	745
Terminalling, Storage and Other	384	381	362
Total Crude Oil segment revenues from contracts with customers	\$ 48,651	\$ 47,146	\$ 54,929

	Year Ended December 31,		
	2024	2023	2022
NGL segment revenues from contracts with customers			
Sales	\$ 1,761	\$ 1,729	\$ 2,414
Transportation	36	30	30
Terminalling, Storage and Other	75	94	100
Total NGL segment revenues from contracts with customers	\$ 1,872	\$ 1,853	\$ 2,544

Sales Revenues. Revenues from sales of crude oil and NGL are recognized at the time title to the product sold transfers to the purchaser, which occurs upon delivery of the product to the purchaser or its designee. The consideration received under these contracts is variable based on commodity prices. Inventory exchanges under buy/sell transactions are excluded from sales revenues in our Consolidated Statements of Operations.

Transportation Revenues. Transportation revenues include revenues from transporting crude oil and NGL on pipelines and trucks. Revenues from pipeline tariffs and fees are associated with the transportation of crude oil and NGL at a published tariff. We primarily recognize pipeline tariff and fee revenues over time as services are rendered, based on the volumes transported. As is common in the pipeline transportation industry, our tariffs incorporate a loss allowance factor. We recognize the allowance volumes collected as part of the transaction price and record this non-cash consideration at fair value, measured as of the contract inception date.

PLAINS ALL AMERICAN PIPELINE, L.P. AND SUBSIDIARIES
NOTES TO THE CONSOLIDATED FINANCIAL STATEMENTS

Terminalling, Storage and Other Revenues. Revenues in this category include (i) fees that are generated when we receive liquids from one connecting source and deliver the applicable product to another connecting carrier, (ii) fees from storage capacity agreements, (iii) fees from loading and unloading services at our terminals and (iv) fees from natural gas and condensate processing services and from NGL fractionation and isomerization service. We generate revenue through a combination of month-to-month and multi-year agreements and processing arrangements. Storage fees are typically recognized in revenue ratably over the term of the contract regardless of the actual storage capacity utilized as our performance obligation is to make available storage capacity for a period of time. Terminal fees (including throughput and loading/unloading fees) are recognized as the liquids enter or exit the terminal and are received from or delivered to the connecting carrier or third-party terminal, as applicable. We recognize loading and unloading fees when the volumes are delivered or received. Natural gas storage related activities fees were recognized in the period the natural gas moved across our header system. Fees from NGL fractionation and isomerization services and gas processing services are recognized in the period when the services are performed.

Reconciliation to Total Revenues of Reportable Segments. The following disclosures only include information regarding revenues associated with consolidated entities; revenues from entities accounted for by the equity method are not included. The following tables present the reconciliation of our revenues from contracts with customers (as described above for each segment) to total revenues of reportable segments and total revenues as disclosed in our Consolidated Statements of Operations (in millions):

Year Ended December 31, 2024	Crude Oil	NGL	Total
Revenues from contracts with customers	\$ 48,651	\$ 1,872	\$ 50,523
Other revenues	69	(148)	(79)
Total revenues of reportable segments	\$ 48,720	\$ 1,724	\$ 50,444
Intersegment revenues elimination			(371)
Total revenues			\$ 50,073

Year Ended December 31, 2023	Crude Oil	NGL	Total
Revenues from contracts with customers	\$ 47,146	\$ 1,853	\$ 48,999
Other revenues	28	82	110
Total revenues of reportable segments	\$ 47,174	\$ 1,935	\$ 49,109
Intersegment revenues elimination			(397)
Total revenues			\$ 48,712

Year Ended December 31, 2022	Crude Oil	NGL	Total
Revenues from contracts with customers	\$ 54,929	\$ 2,544	\$ 57,473
Other revenues	151	217	368
Total revenues of reportable segments	\$ 55,080	\$ 2,761	\$ 57,841
Intersegment revenues elimination			(499)
Total revenues			\$ 57,342

Minimum Volume Commitments. We have certain agreements that require counterparties to transport or throughput a minimum volume over an agreed upon period. Some of these agreements include make-up rights if the minimum volume is not met. We record a receivable from the counterparty in the period that services are provided or when the transaction occurs, including amounts for deficiency obligations from counterparties associated with minimum volume commitments. If a counterparty has a make-up right associated with a deficiency, we defer the revenue attributable to the counterparty's make-up right as a contract liability and subsequently recognize the revenue at the earlier of when the deficiency volume is delivered or shipped, when the make-up right expires or when it is determined that the counterparty's ability to utilize the make-up right is remote.

PLAINS ALL AMERICAN PIPELINE, L.P. AND SUBSIDIARIES
NOTES TO THE CONSOLIDATED FINANCIAL STATEMENTS

The following table presents counterparty deficiencies associated with contracts with customers and buy/sell arrangements that include minimum volume commitments for which we had remaining performance obligations and the customers still had the ability to meet their obligations (in millions):

Counterparty Deficiencies	Financial Statement Classification	December 31,	
		2024	2023
Billed and collected	Other current liabilities	\$ 83	\$ 77

Contract Balances. Our contract balances consist of amounts received associated with services or sales for which we have not yet completed the related performance obligation. The following table presents the changes in the liability balance associated with contracts with customers (in millions):

	Contract Liabilities
Balance at December 31, 2022	\$ 229
Amounts recognized as revenue	(42)
Additions	38
Other	3
Balance at December 31, 2023	\$ 228
Amounts recognized as revenue	(40)
Additions	33
Other	(13)
Balance at December 31, 2024	\$ 208

Remaining Performance Obligations. The information below includes the amount of consideration allocated to partially and wholly unsatisfied remaining performance obligations under contracts that existed as of the end of the periods and the timing of revenue recognition of those remaining performance obligations. Certain contracts meet the requirements for the presentation as remaining performance obligations. These contracts include a fixed minimum level of service, typically a set volume of service, and do not contain any variability other than expected timing within a limited range. The following table presents the amount of consideration associated with remaining performance obligations for the population of contracts with external customers meeting the presentation requirements as of December 31, 2024 (in millions):

	2025	2026	2027	2028	2029	2030 and Thereafter
Pipeline revenues supported by minimum volume commitments and capacity agreements ⁽¹⁾	\$ 380	\$ 250	\$ 213	\$ 165	\$ 88	\$ 482
Terminalling, storage and other agreement revenues	250	213	191	156	124	748
Total	\$ 630	\$ 463	\$ 404	\$ 321	\$ 212	\$ 1,230

⁽¹⁾ Calculated as volumes committed under contracts multiplied by the current applicable tariff rate.

PLAINS ALL AMERICAN PIPELINE, L.P. AND SUBSIDIARIES
NOTES TO THE CONSOLIDATED FINANCIAL STATEMENTS

The presentation above does not include (i) expected revenues from legacy shippers not underpinned by minimum volume commitments, including pipelines where there are no or limited alternative pipeline transportation options, (ii) intersegment revenues and (iii) the amount of consideration associated with certain income generating contracts, which include a fixed minimum level of service, that are either not within the scope of ASC 606 or do not meet the requirements for presentation as remaining performance obligations. The following are examples of contracts that are not included in the table above because they are not within the scope of ASC 606 or do not meet the requirements for presentation:

- Minimum volume commitments on certain of our joint venture pipeline systems;
- Acreage dedications;
- Buy/sell arrangements with future committed volumes;
- Short-term contracts and those with variable consideration due to the election of practical expedients, as discussed below;
- Contracts within the scope of ASC Topic 842, *Leases*; and
- Contracts within the scope of ASC Topic 815, *Derivatives and Hedging*.

We have elected practical expedients to exclude the presentation of remaining performance obligations for variable consideration which relates to wholly unsatisfied performance obligations. Certain contracts do not meet the requirements for presentation of remaining performance obligations due to variability in amount of performance obligation remaining, variability in the timing of recognition or variability in consideration. Acreage dedications require us to perform future services but do not contain a minimum level of services and are therefore excluded from this presentation. Long-term merchant arrangements contain variable timing, volumes and/or consideration and are excluded from this presentation. The duration of these contracts varies across the periods presented above.

Additionally, we have elected practical expedients to exclude contracts with terms of one year or less, and therefore exclude the presentation of remaining performance obligations for short-term transportation, storage and processing services, merchant arrangements, including the non-cancelable period of evergreen arrangements, and any other types of arrangements with terms of one year or less.

Trade Accounts Receivable and Other Receivables, Net

Our accounts receivable are primarily from purchasers and shippers of crude oil and, to a lesser extent, purchasers of NGL. These purchasers include, but are not limited to, refiners, producers, marketing and trading companies and financial institutions. The majority of our accounts receivable relate to our crude oil merchant activities that can generally be described as high volume and low margin activities, in many cases involving exchanges of crude oil volumes.

To mitigate credit risk related to our accounts receivable, we utilize a rigorous credit review process. We closely monitor market conditions and perform credit reviews of each customer to make a determination with respect to the amount, if any, of open credit to be extended to any given customer and the form and amount of financial performance assurances we require. Such financial assurances are commonly provided to us in the form of advance cash payments, standby letters of credit, credit insurance or parental guarantees. Additionally, in an effort to mitigate credit risk, a significant portion of our transactions with counterparties are settled on a net-cash basis. For a majority of these net-cash arrangements, we also enter into netting agreements (contractual agreements that allow us to offset receivables and payables with those counterparties against each other on our balance sheet).

Accounts receivable from the sale of crude oil are generally settled with counterparties on the industry settlement date, which is typically in the month following the month in which the title transfers. Otherwise, we generally invoice customers within 30 days of when the products or services were provided and generally require payment within 30 days of the invoice date. We review all outstanding accounts receivable balances on a monthly basis and record our receivables net of expected credit losses. We do not write-off accounts receivable balances until we have exhausted substantially all collection efforts. At December 31, 2024 and 2023, substantially all of our trade accounts receivable were less than 30 days past their invoice date. Our expected credit losses are immaterial. Although we consider our credit procedures to be adequate to mitigate any significant credit losses, the actual amount of current and future credit losses could vary significantly from estimated amounts.

PLAINS ALL AMERICAN PIPELINE, L.P. AND SUBSIDIARIES
NOTES TO THE CONSOLIDATED FINANCIAL STATEMENTS

The following is a reconciliation of trade accounts receivable from revenues from contracts with customers to total Trade accounts receivable and other receivables, net as presented on our Consolidated Balance Sheets (in millions):

	December 31,	
	2024	2023
Trade accounts receivable arising from revenues from contracts with customers	\$ 4,090	\$ 3,999
Other trade accounts receivables and other receivables ⁽¹⁾	7,413	7,535
Impact due to contractual rights of offset with counterparties	(7,602)	(7,774)
Trade accounts receivable and other receivables, net	\$ 3,901	\$ 3,760

⁽¹⁾ The balance is comprised primarily of accounts receivable associated with buy/sell arrangements that are not within the scope of ASC 606.

Note 4—Net Income Per Common Unit

After consideration of distributions to preferred unitholders, basic and diluted net income per common unit is determined pursuant to the two-class method as prescribed in FASB guidance. This method is an earnings allocation formula that is used to determine allocations to our limited partners and participating securities according to distributions pertaining to the current period's net income and participation rights in undistributed earnings or distributions in excess of earnings. Under the two-class method, net income is reduced by distributions pertaining to the period, and all remaining earnings or distributions in excess of earnings are then allocated to our common unitholders and participating securities based on their respective rights to share in distributions, regardless of whether those earnings would actually be distributed during a particular period from an economic or practical perspective. Participating securities include equity-indexed compensation plan awards that have vested DERs, which entitle the grantee to a cash payment equal to the cash distribution paid on our outstanding common units.

We calculate basic and diluted net income per common unit by dividing net income attributable to PAA (after deducting amounts allocated to the preferred unitholders and participating securities) by the basic and diluted weighted average number of common units outstanding during the period.

The diluted weighted average number of common units is computed based on the weighted average number of common units plus the effect of potentially dilutive securities outstanding during the period, which include (i) our Series A preferred units and (ii) our equity-indexed compensation plan awards. See Note 11 for additional information regarding our Series A preferred units. See Note 17 for a complete discussion of our equity-indexed compensation plan awards. When applying the if-converted method prescribed by FASB guidance, the possible conversion of approximately 71 million Series A preferred units, on a weighted-average basis, were excluded from the calculation of diluted net income per common unit for the years ended December 31, 2024, 2023 and 2022 as the effect was antidilutive for all periods. Our equity-indexed compensation plan awards that contemplate the issuance of common units are considered potentially dilutive unless (i) they become vested only upon the satisfaction of a performance condition and (ii) that performance condition has yet to be satisfied. Equity-indexed compensation plan awards that are deemed to be dilutive during the year are reduced by a hypothetical common unit repurchase based on the remaining unamortized fair value, as prescribed by the treasury stock method in guidance issued by the FASB.

PLAINS ALL AMERICAN PIPELINE, L.P. AND SUBSIDIARIES
NOTES TO THE CONSOLIDATED FINANCIAL STATEMENTS

The following table sets forth the computation of basic and diluted net income per common unit (in millions, except per unit data):

	Year Ended December 31,		
	2024	2023	2022
Basic and Diluted Net Income per Common Unit			
Net income attributable to PAA	\$ 772	\$ 1,230	\$ 1,037
Distributions to Series A preferred unitholders	(175)	(173)	(149)
Distributions to Series B preferred unitholders	(78)	(76)	(52)
Amounts allocated to participating securities	(10)	(10)	(5)
Other	5	5	—
Net income allocated to common unitholders ⁽¹⁾	<u>\$ 514</u>	<u>\$ 976</u>	<u>\$ 831</u>
Basic and diluted weighted average common units outstanding	702	699	701
Basic and diluted net income per common unit	<u>\$ 0.73</u>	<u>\$ 1.40</u>	<u>\$ 1.19</u>

⁽¹⁾ We calculate net income allocated to common unitholders based on the distributions pertaining to the current period's net income. After adjusting for the appropriate period's distributions, the remaining undistributed earnings or excess distributions over earnings (i.e., undistributed loss), if any, are allocated to the common unitholders and participating securities in accordance with the contractual terms of our partnership agreement in effect for the period and as further prescribed under the two-class method.

On January 31, 2025, we repurchased approximately 12.7 million Series A preferred units. See Note 11 for additional discussion of this transaction.

Note 5—Inventory, Linefill and Long-term Inventory

Inventory, including long-term inventory, primarily consists of crude oil and NGL in pipelines, storage facilities and railcars that are valued at the lower of cost or net realizable value, with cost determined using an average cost method within specific inventory pools. At the end of each reporting period, we assess the carrying value of our inventory and make any adjustments necessary to reduce the carrying value to the applicable net realizable value. Any resulting adjustments are a component of "Purchases and related costs" on our accompanying Consolidated Statements of Operations. No adjustments were recorded during the years ended December 31, 2024, 2023 or 2022.

Linefill in assets we own is recorded at historical cost and consists of crude oil and NGL. We classify as linefill (i) our proportionate share of barrels used to fill a pipeline that we own such that when an incremental barrel is pumped into or enters a pipeline it forces product out at another location and (ii) barrels that represent the minimum working requirements in tanks and caverns that we own. Linefill carrying amounts are reviewed for impairment in accordance with FASB guidance with respect to accounting for the impairment or disposal of long-lived assets. Carrying amounts that are not expected to be recoverable through future cash flows are written down to estimated fair value. See Note 6 for further discussion regarding impairment of long-lived assets. During 2024, 2023 and 2022, we did not recognize any material impairments of linefill.

Minimum working inventory requirements in third-party assets and other working inventory in our assets that are needed for our commercial operations are included within specific inventory pools in inventory (a current asset) in determining the average cost of operating inventory. At the end of each period, we reclassify the inventory not expected to be liquidated within the succeeding twelve months out of "Inventory," at the average cost of the applicable inventory pools, and into "Long-term inventory," which is reflected as a separate line item under "Other assets" on our Consolidated Balance Sheets.

PLAINS ALL AMERICAN PIPELINE, L.P. AND SUBSIDIARIES
NOTES TO THE CONSOLIDATED FINANCIAL STATEMENTS

Inventory, linefill and long-term inventory consisted of the following (barrels in thousands and carrying value in millions):

	December 31, 2024				December 31, 2023			
	Volumes	Unit of Measure	Carrying Value	Price/Unit ⁽¹⁾	Volumes	Unit of Measure	Carrying Value	Price/Unit ⁽¹⁾
Inventory								
Crude oil	3,911	barrels	\$ 259	\$ 66.22	5,877	barrels	\$ 383	\$ 65.17
NGL	6,985	barrels	166	\$ 23.77	5,957	barrels	154	\$ 25.85
Other	N/A		14	N/A	N/A		11	N/A
Inventory subtotal			<u>439</u>				<u>548</u>	
Linefill								
Crude oil	15,521	barrels	906	\$ 58.37	15,409	barrels	909	\$ 58.99
NGL	2,259	barrels	62	\$ 27.45	2,168	barrels	67	\$ 30.90
Linefill subtotal			<u>968</u>				<u>976</u>	
Long-term inventory								
Crude oil	3,424	barrels	239	\$ 69.80	3,256	barrels	232	\$ 71.25
NGL	1,355	barrels	41	\$ 30.26	1,326	barrels	33	\$ 24.89
Long-term inventory subtotal			<u>280</u>				<u>265</u>	
Total			<u>\$ 1,687</u>				<u>\$ 1,789</u>	

⁽¹⁾ Price per unit of measure is comprised of a weighted average associated with various grades, qualities and locations. Accordingly, these prices may not coincide with any published benchmarks for such products.

Note 6—Property and Equipment

In accordance with our capitalization policy, expenditures made to expand the existing operating and/or earnings capacity of our assets are capitalized, as are certain costs directly related to the construction of such assets, including related internal labor costs, engineering costs and interest costs. We also capitalize expenditures for the replacement and/or refurbishment of partially or fully depreciated assets in order to maintain the operating and/or earnings capacity of our existing assets. Repair and maintenance expenditures incurred in order to maintain the day to day operation of our existing assets are expensed as incurred.

PLAINS ALL AMERICAN PIPELINE, L.P. AND SUBSIDIARIES
NOTES TO THE CONSOLIDATED FINANCIAL STATEMENTS

Property and equipment, net is stated at cost and consisted of the following (in millions):

	Estimated Useful Lives (Years)	December 31,	
		2024	2023
Crude oil pipeline systems	10 - 50	\$ 14,621	\$ 14,265
Crude oil storage and terminal facilities	10 - 50	2,679	2,664
NGL storage, terminal, fractionation and processing facilities	10 - 50	2,412	2,554
NGL pipeline systems	10 - 50	491	506
Office property and equipment and rolling stock	2 - 50	464	556
Construction in progress	N/A	297	257
Land and other	N/A	336	341
Property and equipment, gross ⁽¹⁾		21,300	21,143
Accumulated depreciation		(5,876)	(5,361)
Property and equipment, net		\$ 15,424	\$ 15,782

⁽¹⁾ We include rights-of-way, which are intangible assets, within property and equipment.

We calculate our depreciation using the straight-line method, based on estimated useful lives and salvage values of our assets. Depreciation expense for the years ended December 31, 2024, 2023 and 2022 was \$753 million, \$733 million and \$707 million, respectively.

As of December 31, 2024, 2023 and 2022, we incurred liabilities of \$78 million, \$55 million and \$46 million, respectively, for construction in progress that had not been paid.

Impairment of Long-Lived Assets (Held and Used)

Long-lived assets with recorded values that are not expected to be recovered through future cash flows are written down to estimated fair value in accordance with FASB guidance with respect to the accounting for the impairment or disposal of long-lived assets. Under this guidance, a long-lived asset is tested for impairment when events or circumstances indicate that its carrying value may not be recoverable. The carrying value of a long-lived asset is not recoverable if it exceeds the sum of the undiscounted cash flows expected to result from the use and eventual disposition of the asset. If the carrying value exceeds the sum of the undiscounted cash flows, an impairment loss equal to the amount by which the carrying value exceeds the fair value of the asset is recognized.

We periodically evaluate property and equipment and other long-lived assets for impairment when events or circumstances indicate that the carrying value of these assets may not be recoverable. The evaluation is highly dependent on the underlying assumptions of related cash flows. The subjective assumptions used to determine the existence of an impairment in carrying value include:

- whether there is an indication of impairment;
- the grouping of assets;
- the intention of “holding,” “abandoning” or “selling” an asset;
- the forecast of undiscounted expected future cash flow over the asset’s estimated useful life; and
- if an impairment exists, the fair value of the asset or asset group.

In addition, when we evaluate property and equipment and other long-lived assets for recoverability, it may also be necessary to review related depreciation estimates and methods.

PLAINS ALL AMERICAN PIPELINE, L.P. AND SUBSIDIARIES
NOTES TO THE CONSOLIDATED FINANCIAL STATEMENTS

During the fourth quarter of 2024, we recognized approximately \$140 million of non-cash charges related to the write-down of certain of our long-lived U.S. based NGL terminal assets included in our NGL segment due to asset impairments and accelerated depreciation. Such charges are reflected in “(Gains)/losses on asset sales, asset impairments and other, net” on our Consolidated Statement of Operations. We have experienced a decrease in demand for our services at certain of our terminals within two asset groups related to changing market conditions specific to their locations, which was a triggering event that required us to assess the recoverability of carrying value of such long-lived assets. As a result of our impairment review, we wrote-off the portion of the carrying amount of these long-lived assets that exceeded their fair value. Our estimated fair value was based on the determination that a portion of the long-lived assets had no residual value. We consider such inputs to be a Level 3 input in the fair value hierarchy. Further, we determined that an acceleration of depreciation was appropriate for another portion of the long-lived assets.

We did not recognize any material asset impairments during the year ended December 31, 2023.

During the third quarter of 2022, we temporarily ceased service on a crude oil pipeline in California as a precautionary measure following a routine inspection and initiated a program of additional tests and inspections. After assessing the results of such tests and the changing operating conditions of our California assets, we determined that we had a triggering event due to the effect on future cash flows for certain of our assets that required us to assess the recoverability of our carrying value of our California crude oil assets (which includes the temporarily idled pipeline) reported in our Crude Oil segment. As a result of our impairment review, we wrote off the portion of the carrying amount of these long-lived assets that exceeded their fair value. We recognized a non-cash loss of approximately \$330 million, which amount is reflected in “(Gains)/losses on asset sales, asset impairments and other, net” on our Consolidated Statement of Operations. Our estimated fair values (which we consider a Level 3 measurement in the fair value hierarchy) were based upon a discounted cash flow approach utilizing various assumptions and the application of a discount rate of approximately 15%, which represents our estimate of the cost of capital of a theoretical market participant for the asset group. Such assumptions included (but were not limited to) (i) future commodity volumes (consistent with historical information and estimates of future drilling and completion activity), (ii) tariff rates, (iii) estimated fixed and variable costs, (iv) the length of time the assets operate and (v) the amount for which assets in the asset group could be sold.

Note 7—Acquisitions, Divestitures and Other Transactions

Acquisitions

Rattler Permian Transaction

In the third quarter of 2023, we completed a transaction with Rattler Midstream Operating LLC (“Rattler”) pursuant to which the Permian JV acquired the remaining 43% interest in OMOG JV Holdings LLC (“OMOG”) and certain gathering assets in the Southern Delaware basin. The transaction had an aggregate purchase price of \$294 million (\$191 million net to our 65% interest in the Permian JV). As a result of the transaction, the Permian JV now owns 100% of OMOG and its subsidiaries and such entities are reflected as consolidated subsidiaries in our Consolidated Financial Statements. Prior to this transaction, the Permian JV’s 57% interest in OMOG was accounted for as an equity method investment.

The transaction was accounted for as a business combination using the acquisition method of accounting. In accordance with applicable accounting guidance, the fair value of the assets acquired and liabilities assumed following the transaction was utilized as the consideration transferred for the purchase price allocation.

As a result of us obtaining control over OMOG, the Permian JV’s previously-held 57% interest in OMOG was remeasured to its fair value of \$239 million based upon a valuation of the acquired business, as of the date of acquisition. We considered multiple factors in determining the fair value of the previously-held equity method investment, including, (i) the price negotiated with Rattler for its 43% interest in OMOG and (ii) a discounted cash flow approach. The discounted cash flow approach utilized a discount rate of approximately 11%, based on the estimate of the risk that a theoretical market participant would assign to the business. The remeasurement of the Permian JV’s investment in OMOG to fair value resulted in a gain of \$29 million. This gain has been recognized in the line item “Gain on investments in unconsolidated entities, net” on our Consolidated Statement of Operations.

PLAINS ALL AMERICAN PIPELINE, L.P. AND SUBSIDIARIES
NOTES TO THE CONSOLIDATED FINANCIAL STATEMENTS

The determination of the fair value of the assets and liabilities assumed was estimated in accordance with applicable accounting guidance. The analysis was performed based on estimates that are reflective of market participant assumptions. While the purchase price for the transaction was \$294 million, all of the OMOG assets and liabilities were remeasured to fair value and therefore, the fair value of the assets and liabilities that are now consolidated on the balance sheet as a result of this transaction is \$532 million. The following table reflects our determination of the fair value of the assets acquired and liabilities assumed in connection with the transaction (in millions):

Identifiable Assets Acquired and Liabilities Assumed:	Estimated Useful Lives (in years)	Recognized Amount
Property and equipment	3-30	\$ 484
Intangible assets	10	34
Working capital and other assets and liabilities	N/A	14
		\$ 532

The fair value of the tangible assets is a Level 3 measurement in the fair value hierarchy and was determined using the cost approach based on costs incurred on similar recent construction projects. The fair value of the intangible assets is also a Level 3 measurement in the fair value hierarchy and was determined by applying a discounted cash flow approach. Such approach utilized discount rates varying from approximately 21% to 23%, based on our estimate of the risk that a theoretical market participant would assign to the respective intangible assets. The projection of future crude oil volumes transported and the estimated tariff rates for transportation were also key assumptions in the valuation of the intangible assets. Projected future volumes and estimated tariff rates were based on current contracts in place with assumptions for forecasted rate increases and contract renewals.

The fair value of intangible assets is comprised of customer relationships that will be amortized over their useful lives, which have a remaining weighted average life of approximately 10 years. The value assigned to such intangible assets will be amortized to earnings under the declining balance method of amortization. Amortization expense was approximately \$8 million and \$4 million during the years ended December 31, 2024 and 2023, respectively, and the future amortization expense through 2028 is estimated as follows (in millions):

2025	\$	10
2026	\$	4
2027	\$	3
2028	\$	2

Pro forma financial information assuming the acquisition had occurred as of the beginning of the calendar year prior to the year of the acquisition, as well as the revenues and earnings generated during the period since the acquisition date, were not material for disclosure purposes.

Cactus II

In November 2022, we and Enbridge Inc. (“Enbridge”) purchased Western Midstream Partners, LP (“WES”)’s 15% interest in Cactus II Pipeline, LLC (“Cactus II”) for an aggregate amount of \$265 million. Enbridge acquired 10% and we acquired 5% of Cactus II, with each paying a proportionate share (\$177 million and \$88 million, respectively) of the aggregate purchase price. We and Enbridge are now the sole owners of Cactus II, with 70% and 30% respective ownership interests. We will continue to serve as operator. We previously accounted for our 65% interest in Cactus II as an equity method investment. In addition to the change in ownership, there were changes in governance which led to a change in control. We now control Cactus II and reflect Cactus II as a consolidated subsidiary in our Consolidated Financial Statements, with Enbridge’s 30% interest reflected as a noncontrolling interest.

The acquisition was accounted for as a business combination achieved in stages, or a “step acquisition”, using the acquisition method of accounting. As the majority owner and the controlling entity, we are considered the acquirer and the Cactus II predecessor business was recorded based on the fair value of the assets acquired and liabilities assumed, with Enbridge’s 30% interest in Cactus II of \$526 million recognized as noncontrolling interest in partners’ capital.

PLAINS ALL AMERICAN PIPELINE, L.P. AND SUBSIDIARIES
NOTES TO THE CONSOLIDATED FINANCIAL STATEMENTS

As a result of us obtaining control over Cactus II, our previously held 65% interest in Cactus II was remeasured to its fair value of \$1.140 billion based upon a valuation of the acquired business, as of the date of acquisition. We considered multiple factors in determining the fair value of the previously held equity method investment, including, (i) the price negotiated with WES for its 15% interest in Cactus II and (ii) a discounted cash flow approach. The discounted cash flow approach utilized a discount rate of approximately 14%, based on the estimate of the risk that a theoretical market participant would assign to the business. Prior to the acquisition, we had a preexisting relationship with Cactus II, through one of our consolidated joint ventures, for certain capacity lease agreements. The portion of the fair value of Cactus II associated with these agreements is eliminated in consolidation. Accounting for such impact, the remeasurement of our investment in Cactus II to fair value resulted in a gain of \$370 million. This gain has been recognized in the line item “Gain on investments in unconsolidated entities, net” on our Consolidated Statement of Operations.

In accordance with applicable accounting guidance, the fair value of Cactus II following the acquisition is utilized as the consideration transferred for the purchase price allocation. The consideration transferred of \$1.556 billion excludes the value associated with the capacity lease agreements described above as such value is eliminated for our Consolidated Financial Statements.

The determination of the fair value of the assets acquired and liabilities assumed was estimated in accordance with the applicable accounting guidance. The analysis was performed based on estimates that are reflective of market participant assumptions. The following table reflects our determination of the fair value of those assets and liabilities (in millions):

Identifiable Assets Acquired and Liabilities Assumed:	Estimated Useful Lives (in years)	Recognized Amount
Property and equipment	3-50	\$ 1,174
Intangible assets	20	428
Working capital and other assets and liabilities	N/A	(46)
		\$ 1,556

The fair value of the tangible assets is a Level 3 measurement in the fair value hierarchy and was determined using a market approach for rights-of-way and a cost approach for other tangible assets, which were based on costs incurred on similar recent construction projects. The fair value of the intangible assets is also a Level 3 measurement in the fair value hierarchy and was determined by applying a discounted cash flow approach. Such approach utilized a discount rate of approximately 18%, based on our estimate of the risk that a theoretical market participant would assign to the respective intangible assets. The projection of future crude oil volumes transported and the estimated tariff rates for transportation were also key assumptions in the valuation of the intangible assets. Projected future volumes and estimated tariff rates were based on current contracts in place with assumptions for forecasted rate increases and contract renewals.

The fair value of intangible assets is comprised of customer relationships that will be amortized over their useful lives, which have a remaining weighted average life of approximately 20 years. The value assigned to such intangible assets will be amortized to earnings under the declining balance method of amortization. Amortization expense was approximately \$51 million, \$61 million and \$13 million during the years ended December 31, 2024, 2023 and 2022, respectively, and the future amortization expense through 2027 is estimated as follows (in millions):

2025	\$	47
2026	\$	32
2027	\$	32

Pro forma financial information assuming the step acquisition had occurred as of the beginning of the calendar year prior to the year of the step acquisition, as well as the revenues and earnings generated during the period since the step acquisition date, were not material for disclosure purposes.

PLAINS ALL AMERICAN PIPELINE, L.P. AND SUBSIDIARIES
NOTES TO THE CONSOLIDATED FINANCIAL STATEMENTS

Other Acquisitions

2025

In January 2025, we acquired Ironwood Midstream Energy Partners II, LLC, which owns a gathering system in the Eagle Ford Basin, for approximately \$475 million from EnCap Flatrock Midstream. In January 2025, in a separate transaction, we also repurchased from EnCap Flatrock Midstream, approximately 18% of our outstanding Series A preferred units, which equated to less than 2% of our outstanding common units and Series A preferred units combined (our “common unit equivalents”). EnCap Flatrock Midstream is affiliated with EnCap Investments, L.P., an entity that is associated with a member of the board of directors of PAGP GP. See Note 11 for additional information.

In January 2025, we acquired EMG Medallion 2 Holdings, LLC and its subsidiaries, which own a crude oil gathering and transportation business in the Delaware Basin, for \$161 million (approximately \$105 million net to our 65% interest in the Permian JV), subject to certain adjustments. A cash deposit of approximately \$16 million was paid upon signing in December 2024. EMG Medallion 2 Holdings was a portfolio company of The Energy & Minerals Group (“EMG”), which is associated with a member of the board of directors of PAGP GP.

2024

During the year ended December 31, 2024, we also completed the following acquisitions:

- the acquisition in December 2024 of the remaining 50% interest in Midway Pipeline LLC (“Midway”) for approximately \$90 million. As a result of this transaction, we now own 100% of Midway and reflect such entity as a consolidated subsidiary in our Consolidated Financial Statements. The remeasurement of our previously-held investment in Midway to fair value resulted in a gain of approximately \$15 million. This gain is reflected in “Gain on investments in unconsolidated entities, net” on our Consolidated Statement of Operations.
- the acquisition of additional interests in certain unconsolidated entities, including (i) the acquisition in August 2024 of an additional approximate 0.67% interest in Wink to Webster Pipeline LLC (increasing our ownership interest from 16% to 17%) for \$20 million and (ii) the acquisition in March 2024 of an additional 10% interest in Saddlehorn Pipeline Company, LLC (increasing our ownership interest from 30% to 40%) for \$91 million. See Note 8 for additional information about our investments in unconsolidated entities.
- the acquisition in the second and third quarters of 2024 of pipeline and terminal assets within our asset footprint for approximately \$32 million.

2023

In November 2023, we acquired a crude oil gathering system in the Northern Delaware Basin from a subsidiary of LM Energy Partners for approximately \$135 million (approximately \$88 million net to our 65% interest in the Permian JV), subject to certain adjustments. This transaction was accounted for as an asset acquisition since substantially all of the value of the assets acquired was concentrated in a single asset.

2022

During the year ended December 31, 2022, we also completed the following acquisitions:

- the acquisition in July 2022 of the remaining 50% interest in Advantage Pipeline Holdings LLC (“Advantage”) for \$74 million (approximately \$48 million net to our 65% interest in the Permian JV), including cash paid for working capital. As a result of this transaction, we now own 100% of Advantage and its subsidiaries and such entities are reflected as consolidated subsidiaries in our Consolidated Financial Statements.

PLAINS ALL AMERICAN PIPELINE, L.P. AND SUBSIDIARIES
NOTES TO THE CONSOLIDATED FINANCIAL STATEMENTS

- the acquisition in October 2022 of an additional ownership interest in certain straddle plants included in our NGL segment in a non-cash transaction whereby we agreed to provide processing capacity over a 50-year term at specified terms and conditions. This transaction was accounted for as an asset acquisition. The fair value of the straddle plant assets acquired and liabilities assumed was approximately \$122 million, and we recognized an equally offsetting contract liability that will be amortized on a straight-line basis into “Services revenue” over the 50-year term of the agreement.

Divestitures

In February 2023, we sold our 21% non-operated/undivided joint interest in the Keyera Fort Saskatchewan facility to Keyera Corporation for approximately \$270 million. As of December 31, 2022, we classified the assets related to this transaction (primarily “Property and equipment” in our NGL segment), valued at the lower of the carrying amount or fair value less costs to sell, of approximately \$130 million as assets held for sale on our Consolidated Balance Sheet (in “Other current assets”). Upon the sale of this facility, we recognized a gain of approximately \$140 million which is included in “(Gains)/losses on asset sales, asset impairments and other, net” on our Consolidated Statement of Operations.

During the year ended December 31, 2022, we sold certain non-core assets for total proceeds of \$60 million. The assets sold primarily consisted of land and related assets in Long Beach, California, as well as Line 901 and the Sisquoc to Pentland portion of Line 903. These assets were previously reported in our Crude Oil segment. We recognized gains of \$61 million related to these asset sales, a portion of which relates to the transfer of an asset retirement obligation to the purchaser. Such amounts are included in “(Gains)/losses on asset sales, asset impairments and other, net” on our Consolidated Statement of Operations.

Note 8—Investments in Unconsolidated Entities

Investments in entities over which we have significant influence but not control are accounted for under the equity method. We do not consolidate any part of the assets or liabilities of our equity investees. Our share of net income or loss is reflected as one line item on our Consolidated Statements of Operations entitled “Equity earnings in unconsolidated entities” and will increase or decrease, as applicable, the carrying value of our investments in unconsolidated entities on our Consolidated Balance Sheets. We evaluate our equity investments for impairment in accordance with FASB guidance with respect to the equity method of accounting for investments in common stock. An impairment of an equity investment results when factors indicate that the investment’s fair value is less than its carrying value and the reduction in value is other than temporary in nature.

Our investments in unconsolidated entities consisted of the following (in millions, except percentage data):

Entity ⁽¹⁾	Type of Operation	Ownership Interest at December 31, 2024	Investment Balance December 31,	
			2024	2023
BridgeTex Pipeline Company, LLC (“BridgeTex”)	Crude Oil Pipeline	20%	\$ 403	\$ 363
Capline Pipeline Company LLC (“Capline”) ⁽²⁾	Crude Oil Pipeline	54%	501	535
Diamond Pipeline LLC	Crude Oil Pipeline	50%	440	450
Eagle Ford Pipeline LLC	Crude Oil Pipeline	50%	364	370
Eagle Ford Terminals Corpus Christi LLC	Crude Oil Terminal and Dock	50%	113	116
Saddlehorn Pipeline Company, LLC (“Saddlehorn”)	Crude Oil Pipeline	40%	275	192
White Cliffs Pipeline, L.L.C.	Crude Oil Pipeline	36%	123	138
Wink to Webster Pipeline LLC (“W2W Pipeline”) ⁽³⁾	Crude Oil Pipeline	17%	393	380
Other investments			199	276
Total Investments in Unconsolidated Entities			\$ 2,811	\$ 2,820

⁽¹⁾ The financial results from these entities are reported in our Crude Oil segment.

PLAINS ALL AMERICAN PIPELINE, L.P. AND SUBSIDIARIES
NOTES TO THE CONSOLIDATED FINANCIAL STATEMENTS

- (2) Although we own more than 50% of Capline, we use the equity method to account for the investment because the other joint venture members still retain substantive participating rights.
- (3) Although we own less than 20% of W2W Pipeline, we use the equity method to account for the investment because we believe we have significant influence over the financial and operating decisions of the company.

Acquisitions

During 2024, we acquired the remaining 50% interest in Midway (which was previously presented in “Other investments” in the table above). Prior to our acquisition, our 50% interest in Midway was accounted for as an equity method investment. In addition, during 2024, we acquired additional interests in W2W Pipeline and Saddlehorn, which we continue to account for as equity method investments. See Note 7 for additional information regarding these transactions.

During the fourth quarter of 2022, through a non-monetary transaction, we acquired an additional interest in OMOG in exchange for the contribution of portions of two pipeline systems. After the transaction, our ownership interest in OMOG increased to 57% from 40%. Subsequent to this transaction, we continued to account for OMOG as an equity method investment because the joint venture partner still retained substantive participating rights. The transaction resulted in a loss of approximately \$25 million, which represented the difference between the fair value and historical book value of the assets contributed. This loss was reflected in “Gain on investments in unconsolidated entities, net” on our Consolidated Statement of Operations. In the third quarter of 2023, we acquired the remaining 43% interest in OMOG. We now reflect OMOG and its subsidiaries as consolidated subsidiaries in our Consolidated Financial Statements. See Note 7 for additional information.

In July 2022, we acquired the remaining 50% interest in Advantage. Prior to the acquisition, our 50% interest in Advantage was accounted for as an equity method investment. See Note 7 for additional information.

In November 2022, we acquired an additional 5% interest in Cactus II which, combined with changes in governance, resulted in our obtaining control of the entity. We now reflect Cactus II as a consolidated subsidiary in our Consolidated Financial Statements. See Note 7 for additional information.

Distributions

Distributions received from unconsolidated entities are classified based on the nature of the distribution approach, which looks to the activity that generated the distribution. We consider distributions received from unconsolidated entities as a return on investment in those entities to the extent that the distribution was generated through operating results, and therefore classify these distributions as cash flows from operating activities in our Consolidated Statement of Cash Flows. Other distributions received from unconsolidated entities are considered a return of investment and classified as cash flows from investing activities on the Consolidated Statement of Cash Flows.

Contributions

We generally fund our portion of development, construction or capital investment projects of our equity method investees through capital contributions. During the years ended December 31, 2024, 2023 and 2022, we made cash contributions of \$4 million, \$29 million and \$13 million, respectively, to certain of our equity method investees. We capitalize interest costs associated with contributions to unconsolidated entities for projects under development and construction. Our contributions to these entities (including capitalized interest costs) increase the carrying value of our investments and are reflected in our Consolidated Statements of Cash Flows as cash used in investing activities.

Basis Differences

Our investments in unconsolidated entities exceeded our share of the underlying equity in the net assets of such entities by \$213 million and \$229 million at December 31, 2024 and 2023, respectively. Such basis differences are included in the carrying values of our investments on our Consolidated Balance Sheets. The portion of the basis differences attributable to depreciable or amortizable assets is amortized on a straight-line basis over the estimated useful life of the related assets, which reduces “Equity earnings in unconsolidated entities” on our Consolidated Statements of Operations. The portion of the basis differences attributable to goodwill is not amortized. The majority of the basis difference at both December 31, 2024 and 2023 was attributable to goodwill related to our ownership interest in BridgeTex with the remaining basis difference primarily related to capitalized interest incurred during construction of the assets of our unconsolidated entities.

PLAINS ALL AMERICAN PIPELINE, L.P. AND SUBSIDIARIES
NOTES TO THE CONSOLIDATED FINANCIAL STATEMENTS

Summarized Financial Information of Unconsolidated Entities

Combined summarized financial information for all of our unconsolidated entities is shown in the tables below (in millions). None of our unconsolidated entities have noncontrolling interests.

	December 31,	
	2024	2023
Current assets	\$ 475	\$ 528
Noncurrent assets	\$ 6,996	\$ 7,194
Current liabilities	\$ 261	\$ 476
Noncurrent liabilities	\$ 12	\$ 5

	Year Ended December 31,		
	2024	2023	2022
Revenues	\$ 2,193	\$ 1,667	\$ 1,726
Operating income	\$ 1,373	\$ 921	\$ 1,004
Net income	\$ 1,407	\$ 947	\$ 1,011

Note 9—Intangible Assets, Net

Intangible assets, net of accumulated amortization, consisted of the following (in millions):

	Estimated Useful Lives (Years)	December 31, 2024			December 31, 2023		
		Cost	Accumulated Amortization	Net	Cost	Accumulated Amortization	Net
Customer contracts and relationships	1 – 29	\$ 2,767	\$ (1,105)	\$ 1,662	\$ 2,789	\$ (932)	\$ 1,857
Other agreements	15 – 70	28	(13)	15	30	(12)	18
Intangible assets ⁽¹⁾		\$ 2,795	\$ (1,118)	\$ 1,677	\$ 2,819	\$ (944)	\$ 1,875

⁽¹⁾ We include rights-of-way, which are intangible assets, within property and equipment. See Note 6 for a discussion of property and equipment.

Intangible assets that have finite lives are tested for impairment when events or circumstances indicate that the carrying value may not be recoverable. We did not recognize any impairments of finite-lived intangible assets during the three years ended December 31, 2024.

The majority of our finite-lived intangible assets are amortized under the declining balance method. Amortization expense for finite-lived intangible assets for the years ended December 31, 2024, 2023 and 2022 was \$266 million, \$308 million and \$254 million, respectively. We estimate that our amortization expense related to finite-lived intangible assets for the next five years will be as follows (in millions):

2025	\$ 255
2026	\$ 218
2027	\$ 194
2028	\$ 172
2029	\$ 154

PLAINS ALL AMERICAN PIPELINE, L.P. AND SUBSIDIARIES
NOTES TO THE CONSOLIDATED FINANCIAL STATEMENTS

Note 10—Debt

Debt consisted of the following (in millions):

	December 31, 2024	December 31, 2023
SHORT-TERM DEBT		
Commercial paper notes, bearing a weighted-average interest rate of 4.6% and 5.8%, respectively ⁽¹⁾	\$ 393	\$ 433
Other	15	13
Total short-term debt	408	446
LONG-TERM DEBT		
Senior notes:		
3.60% senior notes due November 2024 ⁽²⁾	—	750
4.65% senior notes due October 2025 ⁽³⁾	1,000	1,000
4.50% senior notes due December 2026	750	750
3.55% senior notes due December 2029	1,000	1,000
3.80% senior notes due September 2030	750	750
5.70% senior notes due September 2034	650	—
6.70% senior notes due May 2036	250	250
6.65% senior notes due January 2037	600	600
5.15% senior notes due June 2042	499	499
4.30% senior notes due January 2043	348	348
4.70% senior notes due June 2044	687	687
4.90% senior notes due February 2045	649	649
Unamortized discounts and debt issuance costs	(42)	(41)
Senior notes, net of unamortized discounts and debt issuance costs	7,141	7,242
Other long-term debt:		
Other	72	63
Total long-term debt	7,213	7,305
Total debt ⁽⁴⁾	\$ 7,621	\$ 7,751

⁽¹⁾ We classified these commercial paper notes as short-term as of December 31, 2024 and 2023, as these notes were primarily designated as working capital borrowings, were required to be repaid within one year and were primarily for hedged NGL and crude oil inventory and NYMEX and ICE margin deposits.

⁽²⁾ As of December 31, 2023, we classified our \$750 million, 3.60% senior notes due November 2024 as long-term based on our ability and intent to refinance the notes on a long-term basis at that time. We redeemed these senior notes on November 1, 2024.

⁽³⁾ As of December 31, 2024, we classified our \$1 billion, 4.65% senior notes due October 2025 as long-term based on our ability and intent to refinance these notes on a long-term basis.

⁽⁴⁾ Our fixed-rate senior notes had a face value of approximately \$7.2 billion and \$7.3 billion at December 31, 2024 and 2023, respectively. We estimated the aggregate fair value of these notes to be approximately \$6.7 billion and \$6.9 billion at December 31, 2024 and 2023, respectively. Our fixed-rate senior notes are traded among institutions, and these trades are routinely published by a reporting service. Our determination of fair value is based on reported trading activity near the end of the reporting period. We estimate that the carrying value of outstanding borrowings under our commercial paper program approximates fair value as interest rates reflect current market rates. The fair value estimates for our senior notes and commercial paper program are based upon observable market data and are classified in Level 2 of the fair value hierarchy.

PLAINS ALL AMERICAN PIPELINE, L.P. AND SUBSIDIARIES
NOTES TO THE CONSOLIDATED FINANCIAL STATEMENTS

Commercial Paper Program

We have a commercial paper program under which we may issue (and have outstanding at any time) up to \$2.7 billion in the aggregate of privately placed, unsecured commercial paper notes. Such notes are backstopped by our senior unsecured revolving credit facility and our senior secured hedged inventory facility; as such, any borrowings under our commercial paper program reduce the available capacity under these facilities.

Credit Agreements

Senior secured hedged inventory facility. We have a credit agreement that provides for a senior secured hedged inventory facility with a committed borrowing capacity of \$1.35 billion. Subject to obtaining additional or increased lender commitments and other terms and conditions, the committed capacity of the facility may be increased to \$1.9 billion. The credit agreement provides for the issuance of letters of credit of up to \$400 million. Proceeds from the facility are primarily used to finance purchased or stored hedged inventory, including NYMEX and ICE margin deposits. Such obligations under the committed facility are secured by the financed inventory and the associated accounts receivable and are repaid from the proceeds of the sale of the financed inventory. Borrowings accrue interest based, at our election, on certain floating rate indices as defined in the credit agreement, in each case plus a margin based on our credit rating at the applicable time. The amended credit agreement also provides for one or more one-year extensions, subject to applicable approval and other terms and conditions. In August 2024, we amended the facility agreement to, among other things, extend the maturity date of the facility to August 2027 for each extending lender. The maturity date with respect to the non-extending lender (which represents a commitment of approximately \$64 million out of total commitments of \$1.35 billion from all lenders) remains August 2026.

Senior unsecured revolving credit facility. We have a credit agreement that provides for a senior unsecured revolving credit facility with a committed borrowing capacity of \$1.35 billion, of which \$400 million is available for the issuance of letters of credit. Subject to obtaining additional or increased lender commitments and other terms and conditions, the committed capacity may be increased to \$2.1 billion. Borrowings accrue interest based, at our election, on certain floating rate indices as defined in the credit agreement, in each case plus a margin based on our credit rating at the applicable time. The credit agreement provides for one or more one-year extensions, subject to applicable approval and other terms and conditions. In August 2024, we amended the facility agreement to, among other things, extend the maturity date of the facility to August 2029 for each extending lender. The maturity date with respect to the non-extending lender (which represents a commitment of approximately \$64 million out of total commitments of \$1.35 billion from all lenders) remains August 2027.

Senior Notes

Our senior notes are co-issued, jointly and severally, by Plains All American Pipeline, L.P. and a 100%-owned consolidated finance subsidiary (neither of which have independent assets or operations) and are unsecured senior obligations of such entities and rank equally in right of payment with existing and future senior indebtedness of the issuers. We may, at our option, redeem any series of senior notes at any time in whole or from time to time in part, prior to maturity, at the redemption prices described in the indentures governing the senior notes. Our senior notes are not guaranteed by any of our subsidiaries.

Senior Notes Issuances. The table below summarizes our issuances of senior unsecured notes during the three years ended December 31, 2024 (in millions):

Year	Description	Maturity	Face Value	Interest Payment Dates
2024	5.70% Senior Notes issued at 99.953% of face value	September 2034	\$ 650	March 15 and September 15

In January 2025, we also completed the offering of \$1 billion, 5.95% senior notes due June 2035 at a public offering price of 99.761%. Interest payments are due on June 15 and December 15 of each year, commencing on June 15, 2025.

PLAINS ALL AMERICAN PIPELINE, L.P. AND SUBSIDIARIES
NOTES TO THE CONSOLIDATED FINANCIAL STATEMENTS

Senior Notes Repayments. During the three years ended December 31, 2024, we repaid the following senior unsecured notes in full (in millions):

Year	Description	Repayment Date	
2024	\$750 million 3.60% Senior Notes due November 2024	November 2024	(1)
2023	\$700 million 3.85% Senior Notes due October 2023	October 2023	(2)
2023	\$400 million 2.85% Senior Notes due January 2023	January 2023	(2)
2022	\$750 million 3.65% Senior Notes due June 2022	March 2022	(2)

(1) We repaid these senior notes with proceeds from our 5.70% senior notes issued in June 2024, cash on hand and borrowings under our commercial paper program.

(2) We repaid these senior notes with cash on hand and borrowings under our commercial paper program.

Maturities

The weighted average maturity of our senior notes outstanding at December 31, 2024 was approximately 10 years. The following table presents the aggregate contractually scheduled maturities of such senior notes for the next five years and thereafter. The amounts presented exclude unamortized discounts and debt issuance costs.

Calendar Year	Payment (in millions)
2025	\$ 1,000
2026	\$ 750
2027	\$ —
2028	\$ —
2029	\$ 1,000
Thereafter	\$ 4,433

Covenants and Compliance

The credit agreements for our revolving credit facilities (which impact our ability to access our commercial paper program because they provide the financial backstop that supports our short-term credit ratings) and the indentures governing our senior notes contain cross-default provisions. Our credit agreements prohibit declaration or payments of distributions on, or purchases or redemptions of, units if any default or event of default is continuing. In addition, the agreements contain various covenants limiting our ability to, among other things:

- grant liens on certain property;
- incur indebtedness, including finance leases;
- sell substantially all of our assets or enter into a merger or consolidation;
- engage in certain transactions with affiliates; and
- enter into certain burdensome agreements.

PLAINS ALL AMERICAN PIPELINE, L.P. AND SUBSIDIARIES
NOTES TO THE CONSOLIDATED FINANCIAL STATEMENTS

The credit agreements for our senior unsecured revolving credit facility and senior secured hedged inventory facility treat a change of control as an event of default and also require us to maintain a debt-to-EBITDA coverage ratio that, on a trailing four-quarter basis, will not be greater than 5.00 to 1.00 (or 5.50 to 1.00 on all outstanding debt during an acquisition period (generally, the period consisting of three fiscal quarters following an acquisition greater than \$150 million)). For covenant compliance purposes, Consolidated EBITDA may include certain adjustments, including those for material projects and certain non-recurring expenses. Additionally, letters of credit and borrowings to fund hedged inventory and margin requirements are excluded when calculating the debt coverage ratio.

A default under our credit agreements or indentures would permit the lenders to accelerate the maturity of the outstanding debt. As long as we are in compliance with the provisions contained in our credit agreements, our ability to make distributions of available cash is not restricted. As of December 31, 2024, we were in compliance with the covenants contained in our credit agreements and indentures.

Borrowings and Repayments

Total borrowings under our credit facilities and commercial paper program for the years ended December 31, 2024, 2023 and 2022 were approximately \$28.1 billion, \$18.1 billion and \$25.0 billion, respectively. Total repayments under our credit facilities and commercial paper program were approximately \$28.1 billion, \$17.7 billion and \$25.0 billion for the years ended December 31, 2024, 2023 and 2022, respectively. The variance in total gross borrowings and repayments is impacted by various business and financial factors including, but not limited to, the timing, average term and method of general partnership borrowing activities.

Letters of Credit

In connection with our merchant activities, we provide certain suppliers with irrevocable standby letters of credit to secure our obligation for the purchase and transportation of crude oil and NGL. Our liabilities with respect to these purchase obligations are recorded in accounts payable on our balance sheet in the month the crude oil or NGL is purchased. Generally, these letters of credit are issued for periods of up to seventy days and are terminated upon completion of each transaction. Additionally, we issue letters of credit to support insurance programs, derivative transactions, including hedging-related margin obligations, and construction activities. At December 31, 2024 and 2023, we had outstanding letters of credit of \$90 million and \$205 million, respectively.

Debt Issuance Costs

Costs incurred in connection with the issuance of senior notes are recorded as a direct deduction from the related debt liability and are amortized using the straight-line method over the term of the related debt. Use of the straight-line method does not differ materially from the “effective interest” method of amortization.

Note 11—Partners’ Capital and Distributions

Units Outstanding

At December 31, 2024, partners’ capital consisted of outstanding common units and Series A and Series B preferred units, which represent limited partner interests in us and which give the holders thereof the right to participate in distributions and to exercise the other rights or privileges as outlined in our partnership agreement. Our general partner has a non-economic interest in us.

Series A Preferred Units

Our Series A preferred units were issued in a private placement in 2016 at a price of \$26.25 per unit (the “Issue Price”). The Series A preferred units represent limited partner interests in us, rank pari passu with our Series B preferred units, and senior to our common units and to each other class or series of our equity securities with respect to distribution rights and rights upon liquidation. The holders of the Series A preferred units receive cumulative quarterly distributions, subject to customary antidilution adjustments, to unitholders of record within 45 days following the end of each quarter.

PLAINS ALL AMERICAN PIPELINE, L.P. AND SUBSIDIARIES
NOTES TO THE CONSOLIDATED FINANCIAL STATEMENTS

The initial Series A preferred unit distribution was equal to \$0.525 per unit (\$2.10 per unit annualized). After the fifth anniversary of the January 28, 2016 issuance date (the “Issuance Date”) of the Series A preferred units, the holders of the Series A preferred units, acting by majority vote, had the option to make a one-time election to reset the Series A preferred unit distribution rate to equal the then applicable rate of ten-year U.S. Treasury Securities plus 5.85% (the “Preferred Distribution Rate Reset Option”). The Preferred Distribution Rate Reset Option was accounted for as an embedded derivative. See Note 12 for additional information. In January 2023, the Series A preferred unitholders elected the Preferred Distribution Rate Reset Option. Effective January 31, 2023, the new Series A preferred unit distribution rate is equal to 9.375% per annum of the original Issue Price (approximately \$2.46 per unit annualized). The quarterly distribution paid in May 2023 reflected a pro-rated amount of approximately \$0.585 per unit.

We may redeem all or any portion of the outstanding Series A preferred units (subject to certain redemption size limitations and limited to two redemption transactions) in exchange for cash, common units (valued at 95% of the volume-weighted average price of our common units for a trading period specified in our partnership agreement) or a combination of cash and common units at a redemption price equal to 110% of the Issue Price, plus any accrued and unpaid distributions. The holders may convert their Series A preferred units into common units, generally on a one-for-one basis and subject to customary anti-dilution adjustments, at any time, in whole or in part, subject to certain minimum conversion amounts (and not more often than once per quarter). The Series A preferred units vote on an as-converted basis with our common units on the election of directors and have certain other class voting rights with respect to any amendment to our partnership agreement that would adversely affect any rights, preferences or privileges of the Series A preferred units. In addition, upon certain events involving a change of control, the holders of the Series A preferred units may elect, among other potential elections, to convert the Series A preferred units into common units at the then applicable conversion rate.

On January 31, 2025, we repurchased approximately 12.7 million units, or 18%, of our outstanding Series A preferred units at the Issue Price for a purchase price of approximately \$333 million, plus accrued and unpaid distributions through January 30, 2025 of approximately \$10 million.

Series B Preferred Units

Our Series B Fixed-to-Floating Rate Cumulative Redeemable Perpetual Preferred Units representing limited partner interests in us (the “Series B preferred units”) were issued in 2017 at a price to the public of \$1,000 per unit. Our Series B preferred units represent perpetual equity interests in us, have no stated maturity or mandatory redemption date and are not redeemable at the option of the holders under any circumstances. Holders of the Series B preferred units generally have no voting rights, except for limited voting rights with respect to (i) potential amendments to our partnership agreement that would have a material adverse effect on the existing preferences, rights, powers or duties of the Series B preferred units, (ii) the creation or issuance of any parity securities if the cumulative distributions payable on then outstanding Series B preferred units are in arrears, (iii) the creation or issuance of any senior securities and (iv) the payment of distributions to our common unitholders out of capital surplus. The Series B preferred units rank, as to the payment of distributions and amounts payable on a liquidation event, pari passu with our outstanding Series A preferred units and senior to our common units.

The Series B preferred units have a liquidation preference of \$1,000 per unit. Holders of our Series B preferred units are entitled to receive, when, as and if declared by our general partner out of legally available funds for such purpose, cumulative semiannual or quarterly cash distributions, as applicable. Through November 15, 2022, distributions on the Series B preferred units were paid semiannually in arrears on the 15th day of May and November. After November 15, 2022, distributions are payable quarterly in arrears on the 15th day of February, May, August and November of each year (or on the immediately succeeding Business Day). The initial distribution rate for the Series B preferred units from and including October 10, 2017 to, but not including, November 15, 2022 was 6.125% per year of the liquidation preference per unit (equal to \$61.25 per unit per year). From November 15, 2022 through August 14, 2023, distributions on the Series B preferred units accumulated for each distribution period at a percentage of the liquidation preference equal to the applicable three-month LIBOR plus a spread of 4.11% per annum. Beginning August 15, 2023, distributions on the Series B preferred units accumulate based on the applicable three-month SOFR, plus a credit spread adjustment of 0.26161%, plus 4.11% per annum. The distribution rate for the quarterly distribution paid on February 18, 2025 was 8.89507% per annum (\$22.73 per Series B preferred unit).

At any time, we may redeem the Series B preferred units, at our option, in whole or in part, at a redemption price of \$1,000 per Series B preferred unit plus an amount equal to all accumulated and unpaid distributions thereon to, but not including, the date of redemption, whether or not declared.

PLAINS ALL AMERICAN PIPELINE, L.P. AND SUBSIDIARIES
NOTES TO THE CONSOLIDATED FINANCIAL STATEMENTS

The following table presents the activity for our preferred and common units:

	Limited Partners		
	Series A Preferred Units	Series B Preferred Units	Common Units
Outstanding at December 31, 2021	71,090,468	800,000	704,991,540
Repurchase and cancellation of common units under the Common Equity Repurchase Program	—	—	(7,251,361)
Issuances of common units under equity-indexed compensation plans	—	—	614,319
Outstanding at December 31, 2022	71,090,468	800,000	698,354,498
Issuances of common units under equity-indexed compensation plans	—	—	2,654,251
Outstanding at December 31, 2023	71,090,468	800,000	701,008,749
Issuances of common units under equity-indexed compensation plans	—	—	2,761,551
Outstanding at December 31, 2024	71,090,468	800,000	703,770,300

Common Equity Repurchase Program. In November 2020, the board of directors of PAGP GP approved a \$500 million common equity repurchase program (the “Program”) to be utilized as an additional method of returning capital to investors. The Program authorizes the repurchase from time to time of up to \$500 million of our common units and/or PAGP Class A shares via open market purchases or negotiated transactions conducted in accordance with applicable regulatory requirements. No time limit has been set for completion of the Program, and the Program may be suspended or discontinued at any time. The Program does not obligate us or PAGP to acquire a particular number of common units or PAGP Class A shares. Any common units or PAGP Class A shares that are repurchased will be canceled. PAGP Class C shares held by us associated with any publicly held common units that are repurchased will also be canceled. See Note 16 for additional information regarding our ownership of PAGP Class C shares.

There were no repurchases under the Program during the years ended December 31, 2024 or 2023. During the year ended December 31, 2022, we repurchased common units under the Program through open market purchases for a total purchase price of \$74 million, including commissions and fees. The repurchased common units were canceled immediately upon acquisition, as were the PAGP Class C shares held by us associated with the repurchased common units. At December 31, 2024, the remaining available capacity under the Program was \$198 million.

Income Allocation

We allocate net income for partners’ capital presentation purposes by applying the allocation methodology in our partnership agreement. Net income is allocated 100% to our common unitholders, after giving effect to income allocations for cash distributions to our Series A preferred unitholders and guaranteed payments attributable to our Series B preferred unitholders.

For purposes of determining basic and diluted net income per common unit, income is allocated as prescribed in FASB guidance for calculating earnings per unit, including a deduction to income available to common unitholders for distributions attributable to the period on our Series A and Series B preferred units. See Note 4 for additional information.

Distributions to Unitholders

In accordance with our partnership agreement, after making distributions to holders of our outstanding preferred units, we distribute the remainder of our available cash to common unitholders of record within 45 days following the end of each quarter. Available cash is generally defined as all of our cash and cash equivalents on hand at the end of each quarter, less reserves established in the discretion of our general partner for future requirements. Our available cash also includes cash on hand resulting from borrowings made after the end of the quarter.

PLAINS ALL AMERICAN PIPELINE, L.P. AND SUBSIDIARIES
NOTES TO THE CONSOLIDATED FINANCIAL STATEMENTS

Preferred Unit Distributions

Series A Preferred Unit Distributions. The following table details distributions paid to our Series A preferred unitholders during the years presented (in millions, except unit data):

Year	Series A Preferred Unitholders	
	Cash Distribution	Distribution per Unit
2024	\$ 175	\$ 2.46
2023	\$ 166	\$ 2.34
2022	\$ 149	\$ 2.10

On February 14, 2025, we paid a cash distribution of \$36 million to our Series A preferred unitholders outstanding as of January 31, 2025. At December 31, 2024, such amount was accrued as distributions payable in “Other current liabilities” on our Consolidated Balance Sheet.

Series B Preferred Unit Distributions. The following table details distributions paid to our Series B preferred unitholders during the years presented (in millions, except unit data):

Year	Series B Preferred Unitholders	
	Cash Distribution	Distribution per Unit
2024	\$ 79	\$ 98.14
2023	\$ 75	\$ 93.43
2022	\$ 49	\$ 61.25

On February 18, 2025, we paid a cash distribution of \$18 million (\$22.73 per unit) to our Series B preferred unitholders. At December 31, 2024, approximately \$9 million of accrued distributions payable to our Series B preferred unitholders was included in “Other current liabilities” on our Consolidated Balance Sheet.

Common Unit Distributions

The following table details distributions paid to common unitholders during the years presented (in millions, except per unit data):

Year	Distributions Paid			Distributions per Common Unit
	Public	AAP	Total	
2024	\$ 595	\$ 296	\$ 891	\$ 1.2700
2023	\$ 492	\$ 256	\$ 748	\$ 1.0700
2022	\$ 383	\$ 201	\$ 584	\$ 0.8325

On January 7, 2025, we declared a cash distribution of \$0.38 per unit on our outstanding common units. The total distribution of \$267 million was paid on February 14, 2025 to unitholders of record at the close of business on January 31, 2025, for the period from October 1, 2024 through December 31, 2024. Of this amount, approximately \$88 million was paid to AAP.

Noncontrolling Interests in Subsidiaries

As of December 31, 2024, noncontrolling interests in our subsidiaries consisted of (i) a 35% interest in the Permian JV, (ii) a 30% interest in Cactus II and (iii) a 33% interest in Red River Pipeline Company LLC (“Red River”). The transaction resulting in the recognition of noncontrolling interests in Cactus II is described below.

PLAINS ALL AMERICAN PIPELINE, L.P. AND SUBSIDIARIES
NOTES TO THE CONSOLIDATED FINANCIAL STATEMENTS

In November 2022, we acquired an additional 5% interest in Cactus II which, combined with changes in governance, resulted in our obtaining control of the entity. We own 70% of Cactus II and reflect the entity as a consolidated subsidiary in our Consolidated Financial Statements, with Enbridge's 30% interest accounted for as a noncontrolling interest. This transaction resulted in the recognition of partners' capital attributable to noncontrolling interests of approximately \$526 million. See Note 7 for more details regarding this transaction.

Distributions to Noncontrolling Interests

Distributions of available cash from the Permian JV, Cactus II and Red River are paid in proportion to each owner's interest in the entity. Cash available for distribution is cash on hand less the amount of cash required to fund normal operations and capital projects. The following table details distributions paid to noncontrolling interests during the years presented (in millions):

	2024	2023	2022
Permian JV ⁽¹⁾	\$ 322	\$ 249	\$ 273
Cactus II	77	63	4
Red River	26	21	21
	<u>\$ 425</u>	<u>\$ 333</u>	<u>\$ 298</u>

⁽¹⁾ The initial distribution from the Permian JV was paid during the first quarter of 2022, with approximately \$54 million paid to noncontrolling interests.

Note 12—Derivatives and Risk Management Activities

We identify the risks that underlie our core business activities and use risk management strategies to mitigate those risks when we determine that there is value in doing so. We use various derivative instruments to optimize our profits while managing our exposure to commodity price risk and interest rate risk. Our commodity price risk management policies and procedures are designed to help ensure that our hedging activities address our risks by monitoring our derivative positions, as well as physical volumes, grades, locations, delivery schedules and storage capacity. Our interest rate risk management policies and procedures are designed to monitor our derivative positions and ensure that those positions are consistent with our objectives and approved strategies. Our policy is to use derivative instruments for risk management purposes and not for the purpose of speculating on changes in commodity prices or interest rates. When we apply hedge accounting, our policy is to formally document all relationships between hedging instruments and hedged items, as well as our risk management objectives for undertaking the hedge. This process includes specific identification of the hedging instrument and the hedged transaction, the nature of the risk being hedged and how the hedging instrument's effectiveness will be assessed. At the inception of the hedging relationship, we assess whether the derivatives employed are highly effective in offsetting changes in cash flows of anticipated hedged transactions. Throughout the hedging relationship, retrospective and prospective hedge effectiveness is assessed on a qualitative basis.

We record all open derivatives on the balance sheet as either assets or liabilities measured at fair value. Changes in the fair value of derivatives are recognized currently in earnings unless specific hedge accounting criteria are met. For derivatives designated as cash flow hedges, changes in fair value are deferred in AOCI and recognized in earnings in the periods during which the underlying hedged transactions are recognized in earnings. Derivatives that are not designated in a hedging relationship for accounting purposes are recognized in earnings each period. Cash settlements associated with our derivative activities are classified within the same category as the related hedged item in our Consolidated Statements of Cash Flows.

Our financial derivatives, used for hedging risk, are governed through ISDA master agreements and clearing brokerage agreements. These agreements include stipulations regarding the right of set off in the event that we or our counterparty default on performance obligations. If a default were to occur, both parties have the right to net amounts payable and receivable into a single net settlement between parties.

At December 31, 2024 and 2023, none of our outstanding derivatives contained credit-risk related contingent features that would result in a material adverse impact to us upon any change in our credit ratings. Although we may be required to post margin on our exchange-traded derivatives transacted through a clearing brokerage account, as described below, we do not require our non-cleared derivative counterparties to post collateral with us.

PLAINS ALL AMERICAN PIPELINE, L.P. AND SUBSIDIARIES
NOTES TO THE CONSOLIDATED FINANCIAL STATEMENTS

Commodity Price Risk Hedging

Our core business activities involve certain commodity price-related risks that we manage in various ways, including through the use of derivative instruments. Our policy is to (i) only purchase inventory for which we have a sales market, (ii) structure our sales contracts so that price fluctuations do not materially affect our operating income and (iii) not acquire and hold material physical inventory or derivatives for the purpose of speculating on commodity price changes. The material commodity-related risks inherent in our business activities are described below.

In the normal course of our operations, we purchase and sell commodities. We use derivatives to manage the associated risks and to optimize profits. As of December 31, 2024, net derivative positions related to these activities included:

- A net long position of 7.4 million barrels associated with our crude oil purchases, which was unwound ratably during January 2025 to match monthly average pricing.
- A net short time spread position of 4.8 million barrels, which hedges a portion of our anticipated crude oil lease gathering purchases through November 2025.
- A net crude oil basis spread position of 1.8 million barrels at multiple locations through December 2025. These derivatives allow us to lock in grade and location basis differentials.
- A net short position of 16.7 million barrels through December 2028 related to anticipated net sales of crude oil and NGL inventory.

We purchase natural gas for processing and operational needs. Additionally, we purchase NGL mix for fractionation and sell the resulting individual specification products (including ethane, propane, butane and condensate). In conjunction with these activities, we hedge the price risk associated with the purchase of the natural gas and the subsequent sale of the individual specification products. The following table summarizes our open derivative positions utilized to hedge the price risk associated with anticipated purchases and sales related to our natural gas processing and NGL fractionation activities as of December 31, 2024.

	Notional Volume (Short)/Long	Remaining Tenor
Natural gas purchases	49.3 Bcf	June 2026
Propane sales	(8.8) MMbbls	June 2026
Butane sales	(1.3) MMbbls	December 2025
Condensate sales	(2.3) MMbbls	December 2025
Fuel gas requirements ⁽¹⁾	2.7 Bcf	December 2025
Power supply requirements ⁽¹⁾	2.1 TWh	December 2030

⁽¹⁾ Positions to hedge a portion of our power supply and fuel gas requirements at our Canadian natural gas processing and fractionation plants.

Physical commodity contracts that meet the definition of a derivative but are ineligible, or not designated, for the normal purchases and normal sales scope exception are recorded on the balance sheet at fair value, with changes in fair value recognized in earnings. We have determined that substantially all of our physical commodity contracts qualify for the normal purchases and normal sales scope exception.

PLAINS ALL AMERICAN PIPELINE, L.P. AND SUBSIDIARIES
NOTES TO THE CONSOLIDATED FINANCIAL STATEMENTS

Our commodity derivatives are not designated in a hedging relationship for accounting purposes; as such, changes in the fair value are reported in earnings. The following table summarizes the impact of our commodity derivatives recognized in earnings (in millions):

	Year Ended December 31,		
	2024	2023	2022
Product sales revenues	\$ (223)	\$ 13	\$ 179
Field operating costs	(32)	(45)	59
Net gain/(loss) from commodity derivative activity	<u>\$ (255)</u>	<u>\$ (32)</u>	<u>\$ 238</u>

Our accounting policy is to offset derivative assets and liabilities executed with the same counterparty when a master netting arrangement exists. Accordingly, we also offset derivative assets and liabilities with amounts associated with cash margin. Our exchange-traded derivatives are transacted through clearing brokerage accounts and are subject to margin requirements as established by the respective exchange. On a daily basis, our account equity (consisting of the sum of our cash balance and the fair value of our open derivatives) is compared to our initial margin requirement resulting in the payment or return of variation margin. The following table provides the components of our net broker receivable/(payable) (in millions):

	December 31,	
	2024	2023
Initial margin	\$ 53	\$ 77
Variation margin posted/(returned)	49	(65)
Letters of credit	(30)	(25)
Net broker receivable/(payable)	<u>\$ 72</u>	<u>\$ (13)</u>

The following table reflects the Consolidated Balance Sheet line items that include the fair values of our commodity derivative assets and liabilities and the effect of the collateral netting. Such amounts are presented on a gross basis, before the effects of counterparty netting. However, we have elected to present our commodity derivative assets and liabilities with the same counterparty on a net basis on our Consolidated Balance Sheet when the legal right of offset exists. Amounts in the table below are presented in millions.

	December 31, 2024				December 31, 2023			
	Commodity Derivatives		Effect of Collateral Netting	Net Carrying Value Presented on the Balance Sheet	Commodity Derivatives		Effect of Collateral Netting	Net Carrying Value Presented on the Balance Sheet
	Assets	Liabilities			Assets	Liabilities		
Derivative Assets								
Other current assets	\$ 36	\$ (74)	\$ 72	\$ 34	\$ 153	\$ (79)	\$ (13)	\$ 61
Other long-term assets, net	—	—	—	—	3	—	—	3
Derivative Liabilities								
Other current liabilities	4	(28)	—	(24)	1	(64)	—	(63)
Other long-term liabilities and deferred credits	2	(16)	—	(14)	1	(15)	—	(14)
Total	<u>\$ 42</u>	<u>\$ (118)</u>	<u>\$ 72</u>	<u>\$ (4)</u>	<u>\$ 158</u>	<u>\$ (158)</u>	<u>\$ (13)</u>	<u>\$ (13)</u>

Interest Rate Risk Hedging

We use interest rate derivatives to hedge the benchmark interest rate associated with interest payments occurring as a result of debt issuances. The derivative instruments we use to manage this risk consist of forward starting interest rate swaps and treasury locks. These derivatives are designated as cash flow hedges. As such, changes in fair value are deferred in AOCI and are reclassified to interest expense as we incur the interest expense associated with the underlying debt.

PLAINS ALL AMERICAN PIPELINE, L.P. AND SUBSIDIARIES
NOTES TO THE CONSOLIDATED FINANCIAL STATEMENTS

The following table summarizes the terms of our outstanding interest rate derivatives as of December 31, 2024 (notional amounts in millions):

Hedged Transaction	Number and Types of Derivatives Employed	Notional Amount	Expected Termination Date	Average Rate Locked	Accounting Treatment
Anticipated interest payments	8 forward starting swaps (30-year)	\$ 200	6/15/2026	3.09 %	Cash flow hedge

During the year ended December 31, 2024, we terminated \$100 million of notional interest hedging instruments previously expected to terminate in June 2024 for proceeds of \$57 million, which was recorded in AOCI. As of December 31, 2024, there was a net loss of \$44 million deferred in AOCI. The deferred net loss recorded in AOCI is expected to be reclassified to future earnings contemporaneously with interest expense accruals associated with underlying debt instruments. The early termination did not result in an impact to the relationship between the hedging instrument and hedged item. We estimate that substantially all of the remaining deferred loss will be reclassified to earnings through 2056 as the underlying hedged transactions impact earnings. A portion of these amounts is based on market prices as of December 31, 2024; thus, actual amounts to be reclassified will differ and could vary materially as a result of changes in market conditions.

The following table summarizes the net unrealized gain/(loss) recognized in AOCI for derivatives (in millions):

	Year Ended December 31,		
	2024	2023	2022
Interest rate derivatives, net	\$ 29	\$ 15	\$ 94

At December 31, 2024, the net fair value of our interest rate hedges, which was included in “Other long-term assets, net” on our Consolidated Balance Sheet, totaled \$27 million. At December 31, 2023, the net fair value of these hedges totaled \$51 million and \$4 million, which were included in “Other current assets” and “Other long-term assets, net”, respectively.

Preferred Distribution Rate Reset Option

In January 2023, we received notice that the Series A preferred unitholders elected the Preferred Distribution Rate Reset Option. Prior to this election, the Preferred Distribution Rate Reset Option was accounted for as an embedded derivative. A derivative feature embedded in a contract that does not meet the definition of a derivative in its entirety must be bifurcated and accounted for separately if the economic characteristics and risks of the embedded derivative are not clearly and closely related to those of the host contract. The Preferred Distribution Rate Reset Option embedded derivative was required to be bifurcated from the related host contract, our partnership agreement, and recorded at fair value on our Consolidated Balance Sheet. The fair value of the Preferred Distribution Rate Reset Option, which was included in “Other long-term liabilities and deferred credits” on our Consolidated Balance Sheet, totaled \$189 million at December 31, 2022. The Preferred Distribution Rate Reset Option was settled when we received notice that the Series A preferred unitholders elected the Preferred Distribution Rate Reset Option. The fair value of the Preferred Distribution Rate Reset Option on the settlement date was \$131 million. The Preferred Distribution Rate Reset Option embedded derivative was not designated in a hedging relationship for accounting purposes and corresponding changes in fair value were recognized in “Other income/(expense), net” in our Consolidated Statements of Operations. For the years ended December 31, 2023 and 2022, we recognized a gain of \$58 million and a net loss of \$189 million, respectively. See Note 11 for additional information regarding the Preferred Distribution Rate Reset Option.

PLAINS ALL AMERICAN PIPELINE, L.P. AND SUBSIDIARIES
NOTES TO THE CONSOLIDATED FINANCIAL STATEMENTS

Recurring Fair Value Measurements

Derivative Financial Assets and Liabilities

The following table sets forth by level within the fair value hierarchy our financial assets and liabilities that were accounted for at fair value on a recurring basis (in millions):

Recurring Fair Value Measures ⁽¹⁾	Fair Value as of December 31, 2024			Fair Value as of December 31, 2023		
	Level 1	Level 2	Total	Level 1	Level 2	Total
Commodity derivatives	\$ 14	\$ (90)	\$ (76)	\$ 9	\$ (9)	\$ —
Interest rate derivatives	—	27	27	—	55	55
Total net derivative asset/(liability)	\$ 14	\$ (63)	\$ (49)	\$ 9	\$ 46	\$ 55

⁽¹⁾ Derivative assets and liabilities are presented above on a net basis but do not include related cash margin deposits.

Level 1

Level 1 of the fair value hierarchy includes exchange-traded commodity derivatives and over-the-counter commodity contracts such as futures and swaps. The fair value of exchange-traded commodity derivatives and over-the-counter commodity contracts is based on unadjusted quoted prices in active markets.

Level 2

Level 2 of the fair value hierarchy includes exchange-cleared commodity derivatives and over-the-counter commodity and interest rate derivatives that are traded in observable markets with less volume and transaction frequency than active markets. In addition, it includes certain physical commodity contracts. The fair values of these derivatives are corroborated with market observable inputs.

Level 3

Level 3 of the fair value hierarchy includes the Preferred Distribution Rate Reset Option contained in our partnership agreement which was classified as an embedded derivative. As discussed above, the Preferred Distribution Rate Reset Option was settled on January 31, 2023. The fair value of the Preferred Distribution Rate Reset Option was based on a Monte Carlo valuation model that estimated the fair value of the Series A preferred units with and without the Preferred Distribution Rate Reset Option. This model relied on assumptions for forecasts for the ten-year U.S. Treasury rate, our common unit price, and default probabilities which impacted timing estimates as to when the option would be exercised.

PLAINS ALL AMERICAN PIPELINE, L.P. AND SUBSIDIARIES
NOTES TO THE CONSOLIDATED FINANCIAL STATEMENTS

Rollforward of Level 3 Net Asset/(Liability)

The following table provides a reconciliation of changes in fair value of the beginning and ending balances for the Preferred Distribution Rate Reset Option embedded derivative, which was classified as Level 3 in the fair value hierarchy (in millions):

	Year Ended December 31, 2023
Beginning Balance	\$ (189)
Gain for the period included in earnings	58
Settlements	131
Ending Balance	\$ —
Change in unrealized gains/(losses) included in earnings relating to Level 3 derivatives still held at the end of the period	\$ —

Note 13—Leases

Lessee

We evaluate all agreements entered into or modified that convey to us the use of property or equipment for a term to determine whether the agreement is or contains a lease. Significant judgment is required when determining whether we obtain the right to direct the use of identified property or equipment. We lease certain property and equipment under noncancelable and cancelable operating and finance leases. Our operating leases primarily relate to railcars, office space, land, vehicles, and storage tanks, and our finance leases primarily relate to tractor trailers, storage tanks, land and vehicles. One of our finance leases is for storage tanks owned by an equity method investee, in which we own a 50% interest. For leases with an initial term of greater than 12 months, we recognize a right-of-use asset and lease liability on the balance sheet. Leases with an initial term of 12 months or less are not recorded on the balance sheet. We have elected the non-lease component separation practical expedient for certain classes of assets where we are the lessee. Our lease agreements have remaining lease terms ranging from one year to approximately 56 years. When applicable, this range includes additional terms associated with leases for which we are reasonably certain to exercise the option to renew and such renewal options are recognized as part of our right-of-use assets and lease liabilities. We have renewal options for leases with terms ranging from one year to 25 years that are not recognized as part of our right-of-use assets or lease liabilities as we have determined we are not reasonably certain to exercise the option to renew.

Certain of our leases have variable lease payments, many of which are based on changes in market indices such as the Consumer Price Index. Our lease agreements for our tractor trailers contain residual value guarantees equal to the fair market value of the tractor trailers at the end of the lease term in the event that we elect not to purchase the asset for an amount equal to the fair value. Our lease agreements do not contain any material restrictive covenants.

For determining the present value of lease payments, we use the discount rate implicit in the lease when readily determinable; however, such rate is not readily determinable for most of our leases. For those leases for which the discount rate is not readily determinable, we utilize incremental borrowing rates that reflect collateralized borrowing with payments and terms that mirror our lease portfolio to discount the lease payments based on information available at the lease commencement date.

PLAINS ALL AMERICAN PIPELINE, L.P. AND SUBSIDIARIES
NOTES TO THE CONSOLIDATED FINANCIAL STATEMENTS

The following table presents components of lease cost, including both amounts recognized in income and amounts capitalized (in millions):

Lease Cost	Year Ended December 31,		
	2024	2023	2022
Operating lease cost	\$ 80	\$ 86	\$ 91
Short-term lease cost	16	15	18
Other ⁽¹⁾	17	8	15
Total lease cost	<u>\$ 113</u>	<u>\$ 109</u>	<u>\$ 124</u>

⁽¹⁾ Includes finance lease costs, variable lease costs and sublease income.

The following table presents information related to cash flows arising from lease transactions (in millions):

	Year Ended December 31,		
	2024	2023	2022
Cash paid for amounts included in the measurement of lease liabilities:			
Operating cash flows for operating leases	\$ 78	\$ 81	\$ 92
Operating cash flows for finance leases	\$ 8	\$ 6	\$ 6
Financing cash flows for finance leases	\$ 15	\$ 11	\$ 12
Non-cash change in lease liabilities arising from obtaining new right-of-use assets or modifications:			
Operating leases	\$ 98	\$ 32	\$ 43
Finance leases	\$ 25	\$ 27	\$ 2

Information related to the weighted-average remaining lease term and discount rate is presented in the table below:

	December 31,	
	2024	2023
Weighted-average remaining lease term (in years):		
Operating leases	14	13
Finance leases	7	8
Weighted-average discount rate:		
Operating leases	5.1 %	4.9 %
Finance leases	10.6 %	11.3 %

PLAINS ALL AMERICAN PIPELINE, L.P. AND SUBSIDIARIES
NOTES TO THE CONSOLIDATED FINANCIAL STATEMENTS

The following table presents the amount and location of our operating and finance lease right-of-use assets and liabilities on our Consolidated Balance Sheets (in millions):

Leases	Balance Sheet Location	December 31,	
		2024	2023
Assets			
Operating lease right-of-use assets	Long-term operating lease right-of-use assets, net	\$ 332	\$ 313
Finance lease right-of-use assets ⁽¹⁾	Property and equipment	\$ 147	\$ 144
	Accumulated depreciation	(46)	(46)
	Property and equipment, net	\$ 101	\$ 98
Total lease right-of-use assets		\$ 433	\$ 411
Liabilities			
Operating lease liabilities			
Current	Other current liabilities	\$ 63	\$ 69
Noncurrent	Long-term operating lease liabilities	313	274
Total operating lease liabilities		\$ 376	\$ 343
Finance lease liabilities ⁽¹⁾			
Current	Short-term debt	\$ 14	\$ 13
Noncurrent	Other long-term debt, net	72	63
Total finance lease liabilities		\$ 86	\$ 76
Total lease liabilities		\$ 462	\$ 419

⁽¹⁾ Includes right-of-use assets of \$26 million and \$28 million and lease liabilities of \$33 million and \$34 million as of December 31, 2024 and 2023, respectively, associated with leased storage tanks owned by an equity method investee, in which we own a 50% interest.

The following table presents the maturity of undiscounted cash flows for future minimum lease payments under noncancelable leases as of December 31, 2024 reconciled to our lease liabilities on our Consolidated Balance Sheet (amounts in millions):

	Operating	Finance ⁽²⁾
Future minimum lease payments ⁽¹⁾ :		
2025	\$ 73	\$ 22
2026	55	17
2027	54	16
2028	47	19
2029	37	12
Thereafter	321	46
Total	587	132
Less: Present value discount	(211)	(46)
Lease liabilities	\$ 376	\$ 86

PLAINS ALL AMERICAN PIPELINE, L.P. AND SUBSIDIARIES
NOTES TO THE CONSOLIDATED FINANCIAL STATEMENTS

- (1) Excludes future minimum payments for short-term and other immaterial leases not included on our Consolidated Balance Sheet.
- (2) Includes payments of approximately \$6 million for each of the years ending 2025 through 2029 and approximately \$39 million thereafter associated with leased storage tanks owned by an equity method investee, in which we own a 50% interest.

Lessor

We evaluate all agreements entered into or modified that convey to others the use of property or equipment for a term to determine whether the agreement is or contains a lease. Significant judgment is required when determining whether a customer obtains the right to direct the use of identified property or equipment. The underlying assets associated with these agreements are evaluated for future use beyond the lease term. We have elected the non-lease component separation practical expedient for all classes of assets where we are the lessor.

We enter into agreements to conduct activities associated with (i) providing storage services primarily for crude oil and NGL and (ii) transporting crude oil and NGL. Certain of these agreements convey counterparties the right to direct the operation of physically distinct assets. Such agreements include (i) fixed consideration, which is measured based on an available capacity during the period multiplied by the rate in the agreement, or (ii) a fixed monthly fee and variable consideration based on usage. These agreements often include options to extend or terminate the lease, with advance notice. These agreements are operating leases.

The following table presents our lease revenue for the periods indicated (in millions):

	Year Ended December 31,		
	2024	2023	2022
Operating lease revenue ⁽¹⁾	\$ 26	\$ 32	\$ 29

- (1) These amounts are included in “Services revenues” on our Consolidated Statements of Operations.

The table below presents the maturity of lease payments for operating lease agreements in effect as of December 31, 2024. This presentation includes minimum fixed lease payments and does not include an estimate of variable lease consideration. These agreements have remaining lease terms ranging from one year to 17 years. The following table presents the undiscounted cash flows expected to be received related to these agreements (in millions):

	2025	2026	2027	2028	2029	Thereafter
Future minimum lease revenue	\$ 22	\$ 17	\$ 19	\$ 19	\$ 17	\$ 131

Note 14—Income Taxes

Income tax expense is estimated using the tax rate in effect or to be in effect during the relevant periods in the jurisdictions in which we operate. Deferred income tax assets and liabilities are recognized for temporary differences between the basis of assets and liabilities for financial reporting and tax purposes and are stated at enacted tax rates expected to be in effect when taxes are actually paid or recovered. To the extent we do not consider it more likely than not that a deferred tax asset will be recovered, a valuation allowance is established. Changes in tax legislation are included in the relevant computations in the period in which such changes are effective. We review contingent tax liabilities for estimated exposures on a more likely than not standard related to our current tax positions.

Pursuant to FASB guidance related to accounting for uncertainty in income taxes, we may recognize the tax benefit from an uncertain tax position only if it is more likely than not that the tax position will be sustained upon examination by the taxing authorities, based on the technical merits of the tax position and also the past administrative practices and precedents of the taxing authority. As of December 31, 2024 and 2023, we had not recognized any material amounts in connection with uncertainty in income taxes.

PLAINS ALL AMERICAN PIPELINE, L.P. AND SUBSIDIARIES
NOTES TO THE CONSOLIDATED FINANCIAL STATEMENTS

U.S. Federal and State Taxes

As an MLP, we are not subject to U.S. federal income taxes; rather the tax effect of our operations is passed through to our unitholders. Although we are subject to state income taxes in some states, the impact to the years ended December 31, 2024, 2023, and 2022 was immaterial.

Canadian Federal and Provincial Taxes

All of our Canadian operations are conducted by entities that are treated as corporations for Canadian tax purposes (flow through for U.S. income tax purposes) and that are subject to Canadian federal and provincial taxes. Additionally, payments of interest and dividends from our Canadian entities to other Plains entities are subject to Canadian withholding tax that is treated as income tax expense.

Tax Components

Components of income tax expense are as follows (in millions):

	Year Ended December 31,		
	2024	2023	2022
Current income tax expense:			
State income tax	\$ 2	\$ 2	\$ 1
Canadian federal and provincial income and withholding taxes	193	143	83
Total current income tax expense	\$ 195	\$ 145	\$ 84
Deferred income tax expense/(benefit):			
Canadian federal and provincial income tax	\$ (28)	\$ (24)	\$ 105
Total deferred income tax expense/(benefit)	\$ (28)	\$ (24)	\$ 105
Total income tax expense	\$ 167	\$ 121	\$ 189

The difference between income tax expense based on the statutory federal income tax rate and our effective income tax expense is summarized as follows (in millions):

	Year Ended December 31,		
	2024	2023	2022
Income before tax	\$ 1,280	\$ 1,623	\$ 1,417
Partnership earnings not subject to Canadian tax	(837)	(1,136)	(686)
	\$ 443	\$ 487	\$ 731
Canadian federal and provincial corporate tax rate	24%	24%	24%
Income tax expense at statutory rate	\$ 106	\$ 117	\$ 175
Canadian withholding tax	\$ 52	\$ —	\$ —
Canadian permanent differences	7	2	13
State income tax	2	2	1
Total income tax expense	\$ 167	\$ 121	\$ 189

PLAINS ALL AMERICAN PIPELINE, L.P. AND SUBSIDIARIES
NOTES TO THE CONSOLIDATED FINANCIAL STATEMENTS

Deferred tax assets and liabilities are aggregated by the applicable tax paying entity and jurisdiction and result from the following (in millions):

	December 31,	
	2024	2023
Deferred tax assets:		
Derivative instruments	\$ 19	\$ —
Lease liabilities	46	40
Other	43	45
Total deferred tax assets	108	85
Deferred tax liabilities:		
Property and equipment in excess of tax values	(525)	(573)
Derivative instruments	—	(6)
Lease assets	(44)	(38)
Other	(3)	(3)
Total deferred tax liabilities	(572)	(620)
Net deferred tax liabilities	\$ (464)	\$ (535)
Balance sheet classification of deferred tax assets/(liabilities):		
Other long-term liabilities and deferred credits	\$ (464)	\$ (535)
	\$ (464)	\$ (535)

Generally, tax returns for our Canadian entities are open to audit from 2018 through 2024. Our U.S. and state tax years are generally open to examination from 2021 to 2024.

As of December 31, 2024, in reference to tax years 2012 to 2019, we had received notices of reassessment (“notices”) from the Canada Revenue Agency and the Alberta Tax and Revenue Administration (the “Canadian Tax Authorities”) related primarily to transfer pricing associated with cross-border intercompany financing transactions. These notices include assessments, including penalties and interest, associated with these transfer pricing matters totaling approximately \$177 million (based on the exchange rate as of December 31, 2024). Payment of a portion of the assessment is required in order to file a notice of objection to dispute the reassessment. Accordingly, we have remitted approximately \$97 million (based on the exchange rate as of December 31, 2024) related to the assessments, which is included in “Other long-term assets, net,” on our Consolidated Balance Sheets. We disagree with these notices and have contested the reassessments. We intend to vigorously defend our position, and we plan to pursue all remedies available to us to successfully resolve these matters, including administrative remedies with the Canadian Tax Authorities, and judicial remedies, if necessary. As of December 31, 2024, we believe that our tax position associated with these matters is “more likely than not” to be sustained and have not recognized any amounts for uncertainty in income taxes related to these notices.

Note 15—Major Customers and Concentration of Credit Risk

ExxonMobil Corporation and its subsidiaries accounted for 30%, 26% and 20% of our revenues for the years ended December 31, 2024, 2023 and 2022, respectively. BP p.l.c. and its subsidiaries accounted for 10% of our revenues for the year ended December 31, 2023. No other customers accounted for 10% or more of our revenues during any of the three years ended December 31, 2024. The majority of revenues from these customers pertain to our Crude Oil segment merchant activities, and sales to these customers occur at multiple locations. If we were to lose one or more of these customers, there is risk that we would not be able to identify and access a replacement market at a comparable margin.

PLAINS ALL AMERICAN PIPELINE, L.P. AND SUBSIDIARIES
NOTES TO THE CONSOLIDATED FINANCIAL STATEMENTS

Financial instruments that potentially subject us to concentrations of credit risk consist principally of trade receivables. Our accounts receivable are primarily from purchasers and shippers of crude oil and, to a lesser extent, purchasers of NGL. This industry concentration has the potential to impact our overall exposure to credit risk in that the customers may be similarly affected by changes in economic, industry or other conditions. We review credit exposure and financial information of our counterparties and generally require letters of credit for receivables from customers that are not considered creditworthy, unless the credit risk can otherwise be reduced. See Note 3 for additional discussion of our accounts receivable and our review of credit exposure.

Note 16—Related Party Transactions

Ownership of PAGP Class C Shares

As of December 31, 2024 and 2023, we owned 542,004,838 and 539,445,289, respectively, Class C shares of PAGP. Each Class C share represents a non-economic limited partner interest in PAGP. The Class C shares function as a “pass-through” voting mechanism through which we vote at the direction of and as proxy for our common unitholders (other than AAP) and Series A preferred unitholders in such director elections. The number of Class C shares that we own is equal to the number of outstanding common units and Series A preferred units that are entitled to vote, pro rata with the holders of PAGP Class A and Class B shares, for the election of eligible PAGP GP directors. Common units held by AAP and Series B preferred units are not entitled to vote in the election of directors.

Reimbursement of Our General Partner and its Affiliates

Our general partner provides services necessary to manage and operate our business, properties and assets, including employing or retaining personnel. We do not pay our general partner a management fee, but we do reimburse our general partner for all direct and indirect costs it incurs or payments it makes on our behalf, including the costs of employee, officer and director compensation and benefits allocable to us as well as all other expenses necessary or appropriate to conduct our business. We record these costs on the accrual basis in the period in which our general partner incurs them. Our partnership agreement provides that our general partner will, in a manner it deems in its sole discretion to be reasonable, determine the expenses that are allocable to us. Total costs reimbursed by us to our general partner for the years ended December 31, 2024, 2023 and 2022 were \$583 million, \$546 million and \$476 million, respectively.

Omnibus Agreement

The Plains Entities entered into an Omnibus Agreement on November 15, 2016, which provides for, among other things, the following:

- that we will pay all direct or indirect expenses of any of the PAGP Entities, other than income taxes, including, but not limited to, (i) compensation for the directors of PAGP GP, (ii) director and officer liability insurance, (iii) listing exchange fees, (iv) investor relations expenses and (v) fees related to legal, tax, financial advisory and accounting services. Amounts paid on behalf of the PAGP Entities during the years ended December 31, 2024, 2023 and 2022 were not material;
- the ability of PAGP to issue additional Class A shares and use the net proceeds therefrom to purchase a like number of AAP units from AAP, and the corresponding ability of AAP to use the net proceeds therefrom to purchase a like number of our common units from us; and
- the ability of PAGP to lend proceeds of any future indebtedness incurred by it to AAP, and AAP’s corresponding ability to lend such proceeds to us, in each case on substantially the same terms as incurred by PAGP.

Promissory Notes with our General Partner

We and certain Plains entities have issued promissory notes to facilitate financing. In March 2023, we assigned PAGP our interest in an existing unsecured promissory note due from a consolidated subsidiary (“March 2023 note payable”) with a face value of CAD\$500 million (approximately \$370 million). Concurrently, PAGP issued an unsecured promissory note to us (“March 2023 note receivable”) for the same face value amount. Both notes are due April 2027 and bear interest at a rate of 8.25% per annum, payable semi-annually.

PLAINS ALL AMERICAN PIPELINE, L.P. AND SUBSIDIARIES
NOTES TO THE CONSOLIDATED FINANCIAL STATEMENTS

In July 2024, a consolidated subsidiary issued additional unsecured promissory notes to PAGP (collectively with the March 2023 note payable, the “related party notes payable”) with a face value of CAD\$865 million (approximately \$629 million). Concurrently, PAGP issued unsecured promissory notes to us (collectively with the March 2023 note receivable, the “related party notes receivable”) for the same face value amount. These notes are due September 2034 and bear interest at a rate of 6.50% per annum, payable semi-annually. In connection with the July 2024 issuance of related party notes, we received cash from PAGP of \$629 million, which is reflected in “Proceeds from the issuance of related party notes” (a component of cash flows from financing activities), and we paid an equal and offsetting amount of cash to PAGP, which is reflected in “Investments in related party notes” (a component of cash flows from investing activities) on our Consolidated Statement of Cash Flows.

We determined the interest rates for the related party notes in accordance with the arm’s-length principle set forth in the OECD’s Transfer Pricing Guidelines for Multinational Enterprises and Tax Administrations (the “OECD Guidelines”), issued January 20, 2022, and the transfer pricing provisions of Section 247 of Canada’s Income Tax Act.

Accrued and unpaid interest receivable/payable was \$27 million and \$10 million as of December 31, 2024 and 2023, respectively. Interest income/expense on the related party notes totaled \$48 million and \$25 million for the years ended December 31, 2024 and 2023, respectively.

As of December 31, 2024 and 2023, our outstanding related party notes receivable and related party notes payable balances were as follows (in millions):

	December 31, 2024	December 31, 2023
Related party notes receivable ⁽¹⁾	\$ 948	\$ 379
Related party notes payable ⁽¹⁾	\$ 948	\$ 379

⁽¹⁾ We have elected to present our related party notes with the same counterparty on a net basis on our Consolidated Balance Sheets because there is a legal right to offset and we intend to offset with the counterparty.

In February 2025, a consolidated subsidiary issued an additional unsecured promissory note to PAGP with a face value of CAD\$473 million (approximately \$330 million). Concurrently, PAGP issued an unsecured promissory note to us for the same face value amount. These notes are due June 2035 and bear interest at a rate of 5.75% per annum, payable semi-annually. The interest rate for such notes was determined in accordance with the arm’s-length principle set forth in the OECD Guidelines and the transfer pricing provisions of Section 247 of Canada’s Income Tax Act.

Transactions with Other Related Parties

Our other related parties include entities in which we hold investments and account for under the equity method of accounting (see Note 8 for information regarding such entities). During the three years ended December 31, 2024, we recognized sales and transportation revenues, purchased petroleum products and utilized transportation and storage services from our related parties. These transactions were conducted at posted tariff rates or prices that we believe approximate market.

The impact to our Consolidated Statements of Operations from these transactions is included below (in millions):

	Year Ended December 31,		
	2024	2023	2022
Revenues from related parties	\$ 46	\$ 48	\$ 45
Purchases and related costs from related parties	\$ 400	\$ 404	\$ 365

PLAINS ALL AMERICAN PIPELINE, L.P. AND SUBSIDIARIES
NOTES TO THE CONSOLIDATED FINANCIAL STATEMENTS

Our receivable and payable amounts with these related parties as reflected on our Consolidated Balance Sheets were as follows (in millions):

	December 31,	
	2024	2023
Trade accounts receivable and other receivables, net from related parties ⁽¹⁾	\$ 40	\$ 63
Trade accounts payable to related parties ⁽¹⁾⁽²⁾	\$ 66	\$ 72

- (1) Includes amounts related to transportation and storage services and amounts owed to us or advanced to us related to investment capital projects of equity method investees where we serve as construction manager.
- (2) We have agreements to store crude oil at facilities and transport crude oil or utilize capacity on pipelines that are owned by equity method investees. A portion of our commitment to transport is supported by crude oil buy/sell or other agreements with third parties with commensurate quantities.

Note 17—Equity-Indexed Compensation Plans

Our equity-indexed compensation plans primarily include LTIPs. Although other types of awards are contemplated under certain of the LTIPs, currently outstanding awards are limited to “phantom units,” which mature into the right to receive common units of PAA (or cash equivalent) upon vesting, and “tracking units,” which, upon vesting, represent the right to receive a cash payment in an amount based upon the market value of a PAA common unit at the time of vesting. Some awards also include DERs, which, subject to applicable vesting criteria, entitle the grantee to a cash payment equal to the cash distribution paid on an outstanding PAA common unit. The DERs terminate with the vesting or forfeiture of the underlying LTIP award.

Our LTIP awards include both liability-classified and equity-classified awards. In accordance with FASB guidance regarding share-based payments, the fair value of liability-classified LTIP awards is calculated based on the closing market price of the underlying PAA unit at each balance sheet date and adjusted for the present value of any distributions that are estimated to occur on the underlying units over the vesting period that will not be received by the award recipients. The fair value for equity-classified awards is calculated in a similar manner on the respective grant dates. These fair values are recognized as compensation expense over the service period. We have elected to recognize forfeitures of awards when they occur.

Our LTIP awards contain (i) time-based vesting criteria, (ii) performance conditions, (iii) market conditions or (iv) a combination of time-based vesting criteria and performance conditions. For awards with performance conditions, expense is accrued over the service period only if the performance condition is considered probable of occurring. When awards with performance conditions that were previously considered improbable become probable, we incur additional expense in the period that the probability assessment changes. This is necessary to bring the accrued obligation associated with these awards up to the level it would have been if we had been accruing for these awards since the grant date. For awards with market conditions, the probable outcomes are determined on the respective dates that the fair values are calculated, and the resulting expense is accrued over the service period.

The following is a summary of the awards authorized under our LTIPs as of December 31, 2024 (in millions):

LTIP	LTIP Awards Authorized
Plains All American 2021 Long-Term Incentive Plan	28.8
Plains All American PNG Successor Long-Term Incentive Plan	1.3
Plains All American GP LLC 2006 Long-Term Incentive Tracking Unit Plan	13.4
Total ⁽¹⁾	43.5

- (1) Of the 43.5 million total awards authorized, 16.0 million awards are currently available for future grant. The remaining balance has already vested or is currently outstanding.

PLAINS ALL AMERICAN PIPELINE, L.P. AND SUBSIDIARIES
NOTES TO THE CONSOLIDATED FINANCIAL STATEMENTS

As of December 31, 2024, 10.5 million LTIP awards were outstanding. Of the awards outstanding, 8.6 million include associated DERs. At December 31, 2024, certain of the outstanding LTIP awards were considered probable of vesting and such awards are expected to vest at various dates between August 2025 and August 2028. As of December 31, 2024, the outstanding awards that are considered probable of vesting have a remaining unrecognized fair value of approximately \$65 million.

Note 18—Commitments and Contingencies

Commitments

We have commitments (some of which are leases) related to real property, equipment and operating facilities. We also incur costs associated with leased land, rights-of-way, permits and regulatory fees. Future noncancelable commitments related to these items at December 31, 2024 are summarized below (in millions):

	2025	2026	2027	2028	2029	Thereafter	Total
Leases ⁽¹⁾	\$ 95	\$ 72	\$ 70	\$ 66	\$ 49	\$ 367	\$ 719
Other commitments ⁽²⁾	515	266	241	128	130	369	1,649
Total	\$ 610	\$ 338	\$ 311	\$ 194	\$ 179	\$ 736	\$ 2,368

⁽¹⁾ Includes both operating and finance leases as defined by FASB guidance. Leases are primarily for (i) railcars, (ii) office space, (iii) land, (iv) vehicles, (v) storage tanks and (vi) tractor trailers. See Note 13 for additional information.

⁽²⁾ Primarily includes storage, transportation and pipeline throughput agreements, as well as certain rights-of-way easements. Expense associated with our storage, transportation and pipeline throughput agreements was approximately \$387 million, \$396 million and \$336 million for 2024, 2023 and 2022, respectively. A majority of the storage, transportation and pipeline throughput commitments are associated with agreements to store crude oil at facilities and transport crude oil on pipelines owned by equity method investees at posted tariff rates or prices that we believe approximate market. A portion of our commitment to transport is supported by crude oil buy/sell or other agreements with third parties with commensurate quantities. Other commitments for 2025 also include amounts associated with an agreement to purchase a crude oil gathering business in the Delaware Basin for \$161 million (approximately \$105 million net to our 65% interest in the Permian JV), net of a cash deposit of approximately \$16 million paid in December 2024. See Note 7 for additional information.

Loss Contingencies — General

To the extent we are able to assess the likelihood of a negative outcome for a contingency, our assessments of such likelihood range from remote to probable. If we determine that a negative outcome is probable and the amount of loss is reasonably estimable, we accrue an undiscounted liability equal to the estimated amount. If a range of probable loss amounts can be reasonably estimated and no amount within the range is a better estimate than any other amount, then we accrue an undiscounted liability equal to the minimum amount in the range. In addition, we estimate legal fees that we expect to incur associated with loss contingencies and accrue those costs when they are material and probable of being incurred.

We do not record a contingent liability when the likelihood of loss is probable but the amount cannot be reasonably estimated or when the likelihood of loss is believed to be only reasonably possible or remote. For contingencies where an unfavorable outcome is reasonably possible and the impact would be material to our consolidated financial statements, we disclose the nature of the contingency and, where feasible, an estimate of the possible loss or range of loss.

Legal Proceedings — General

In the ordinary course of business, we are involved in various legal proceedings, including those arising from regulatory and environmental matters. In connection with determining the probability of loss associated with such legal proceedings and whether any potential losses associated therewith are estimable, we take into account what we believe to be all relevant known facts and circumstances, and what we believe to be reasonable assumptions regarding the application of those facts and circumstances to existing agreements, laws and regulations. Although we are insured against various risks to the extent we believe it is prudent, there is no assurance that the nature and amount of such insurance will be adequate, in every case, to fully protect us from losses arising from current or future legal proceedings.

PLAINS ALL AMERICAN PIPELINE, L.P. AND SUBSIDIARIES
NOTES TO THE CONSOLIDATED FINANCIAL STATEMENTS

Accordingly, we can provide no assurance that the outcome of the various legal proceedings that we are currently involved in, or will become involved with in the future, will not, individually or in the aggregate, have a material adverse effect on our consolidated financial condition, results of operations or cash flows.

Environmental — General

We currently own or lease, and in the past have owned and leased, properties where hazardous liquids, including hydrocarbons, are or have been handled. These properties and the hazardous liquids or associated wastes disposed thereon may be subject to the U.S. federal Comprehensive Environmental Response, Compensation and Liability Act, as amended, and the U.S. federal Resource Conservation and Recovery Act, as amended, as well as state and Canadian federal and provincial laws and regulations. Under such laws and regulations, we could be required to remove or remediate hazardous liquids or associated wastes (including wastes disposed of or released by prior owners or operators) and to clean up contaminated property (including contaminated groundwater). Assets we have acquired or will acquire in the future may have environmental remediation liabilities for which we are not indemnified or insured.

Although we have made significant investments in our maintenance and integrity programs, we have experienced (and likely will experience future) releases of hydrocarbon products into the environment from our pipeline, rail, storage and other facility operations. These releases can result from accidents or from unpredictable man-made or natural forces and may reach surface water bodies, groundwater aquifers or other sensitive environments. We also may discover environmental impacts from past releases that were previously unidentified. Damages and liabilities associated with any such releases from our existing or future assets could be significant and could have a material adverse effect on our consolidated financial condition, results of operations or cash flows.

We record environmental liabilities when environmental assessments and/or remedial efforts are probable and the amounts can be reasonably estimated. Generally, our recording of these accruals coincides with our completion of a feasibility study or our commitment to a formal plan of action. We do not discount our environmental remediation liabilities to present value. We also record environmental liabilities assumed in business combinations based on the estimated fair value of the environmental obligations caused by past operations of the acquired company. We record receivables for amounts we believe are recoverable from insurance or from third parties under indemnification agreements in the period that we determine the costs are probable of recovery.

Environmental expenditures that pertain to current operations or to future revenues are expensed or capitalized consistent with our capitalization policy for property and equipment. Expenditures that result from the remediation of an existing condition caused by past operations and that do not contribute to current or future profitability are expensed.

Our estimated undiscounted reserve for environmental liabilities (excluding liabilities related to the Line 901 incident, as discussed further below) were reflected on our Consolidated Balance Sheets as follows (in millions):

	December 31, 2024	December 31, 2023
Other current liabilities	\$ 15	\$ 10
Other long-term liabilities and deferred credits ⁽¹⁾	81	46
Total	\$ 96	\$ 56

⁽¹⁾ The 2024 balance reflects an increase in estimated costs for long-term environmental remediation obligations.

In some cases, the actual cash expenditures associated with these liabilities may not occur for several years. Our estimates used in determining these reserves are based on information currently available to us and our assessment of the ultimate outcome. Among the many uncertainties that impact our estimates are the necessary regulatory approvals for, and potential modification of, our remediation plans, the limited amount of data available upon initial assessment of the impact of soil or water contamination, changes in costs associated with environmental remediation services and equipment and the possibility of existing or future legal claims giving rise to additional liabilities. Therefore, although we believe that the reserve is adequate, actual costs incurred (which may ultimately include costs for contingencies that are currently not reasonably estimable or costs for contingencies where the likelihood of loss is currently believed to be only reasonably possible or remote) may be in excess of the reserve and may potentially have a material adverse effect on our consolidated financial condition, results of operations or cash flows.

PLAINS ALL AMERICAN PIPELINE, L.P. AND SUBSIDIARIES
NOTES TO THE CONSOLIDATED FINANCIAL STATEMENTS

Specific Legal, Environmental or Regulatory Matters

Line 901 Incident. In May 2015, we experienced a crude oil release from our Las Flores to Gaviota Pipeline (Line 901) in Santa Barbara County, California. A portion of the released crude oil reached the Pacific Ocean at Refugio State Beach through a drainage culvert. Following the release, we shut down the pipeline and initiated our emergency response plan. A Unified Command, which included the United States Coast Guard, the EPA, the State of California Department of Fish and Wildlife (“CDFW”), the California Office of Spill Prevention and Response and the Santa Barbara Office of Emergency Management, was established for the response effort. Clean-up and remediation operations with respect to impacted shoreline and other areas were determined by the Unified Command to be complete in 2016, and the Unified Command was dissolved. Our estimate of the amount of oil spilled, based on relevant facts, data and information, and as set forth in the Consent Decree described below, is approximately 2,934 barrels; of this amount, we estimate that 598 barrels reached the Pacific Ocean.

As a result of the Line 901 incident, several governmental agencies and regulators initiated investigations into the Line 901 incident, various claims have been made against us and a number of lawsuits have been filed against us, most of which have been resolved. Set forth below is a brief summary of actions and matters that are currently pending or recently resolved.

Several pending or recently resolved lawsuits and claims were filed by companies, governmental agencies and individuals alleging damages arising out of the Line 901 incident. These lawsuits and claims generally seek restitution, compensatory and punitive damages, and/or injunctive relief. Most of these lawsuits have been settled or dismissed by the court. We recently settled the following two lawsuits (the “2024 Settlements”): (i) a lawsuit in California Superior Court in Santa Barbara County for lost revenue or profit asserted by a former oil producer that declared bankruptcy and shut in its offshore production platform following the Line 901 incident; and (ii) a lawsuit filed by the California State Land Commission in California Superior Court in Santa Barbara County seeking lost royalties following the shut-down of Line 901, as well as costs related to the decommissioning of such platform. In connection with the 2024 Settlements, we recognized additional costs related to the Line 901 incident of \$120 million. Our remaining Line 901 lawsuits include various lawsuits filed in California Superior Court in Santa Barbara County by (x) companies and individuals who provided labor, goods, or services associated with oil production activities they claim were disrupted following the Line 901 incident and (y) a landowner on an adjacent pipeline alleging property damage from the “stigma” of the Line 901 incident. We are vigorously defending these remaining lawsuits, which have not yet been set for trial, and believe we have strong defenses. The ultimate outcome of such matters is uncertain, and an unfavorable resolution could have a material impact on our results of operations.

In November 2022, we submitted claims to several of our insurance carriers seeking reimbursement for a \$230 million payment made in October of 2022 to settle a class action lawsuit stemming from the Line 901 incident (the “Class Action Settlement”). We had previously received payment of approximately \$3.6 million from one insurer, which represented the final payment obligation of such insurer and brought the total amount collected from all insurers under such program to \$275 million of the \$500 million policy limits. In response to denials of coverage or other failures to timely tender payment, we initiated final and binding insurance arbitration proceedings against the insurers responsible for the remaining \$225 million of coverage. Such insurers generally alleged that some or all damages encompassed by the Class Action Settlement were not covered by their policies and that all or some portion of the \$275 million for which we had already received insurance reimbursement did not, for purposes of determining whether their policies were triggered, properly exhaust the underlying policies that paid those sums.

As of December 31, 2023, we believed that our claim for reimbursement was probable of recovery despite the ongoing arbitration proceedings. Our belief at that time was based on: (i) our analysis of the terms of the underlying insurance policies as applied to the facts and circumstances that comprised our claim for reimbursement, (ii) our experience with the cost submissions and timely collection of claims for the \$275 million previously collected for this incident under the same insurance program as the denied claims, including from some of the same insurers who were then denying claims, (iii) our extensive legal review and assessment of the insurer’s claimed basis for denial of coverage, which review and assessment included the advice of external legal counsel experienced in these type of matters that supported our belief that our insurers were required to provide coverage based on the terms of the policies and the nature of our claims, and (iv) the financial strength of the insurance carriers as determined by an independent credit ratings agency. However, at that time we also noted that various factors could impact the timing and amount of recovery of our insurance receivable, including future developments that adversely impacted our assessment of the strength of our coverage claims, the outcome of any dispute resolution proceedings with respect to our coverage claims (including arbitration proceedings) and the extent to which insurers may become insolvent in the future.

PLAINS ALL AMERICAN PIPELINE, L.P. AND SUBSIDIARIES
NOTES TO THE CONSOLIDATED FINANCIAL STATEMENTS

A binding arbitration hearing with respect to our insurance claim against insurers representing \$175 million of our total \$225 million reimbursement claim concluded in early October 2024, and the arbitration panel's final and binding decision was returned in January 2025. The panel ruled that a substantial portion of our claims subject to the proceeding were not covered under the applicable policy and therefore we were not entitled to reimbursement of our \$175 million claim against the applicable insurers. With respect to our remaining \$50 million claim against different insurance carriers, we now regard collection of those claims as being less than "probable." As a result, we have written off the entire \$225 million receivable and will recognize any future collections as and if they are received.

In connection with the foregoing, including the 2024 Settlements, we have made adjustments to our total estimated Line 901 costs and the portion of such costs that we believe are probable of recovery from insurance carriers, net of deductibles. Effective as of December 31, 2024, we estimate that the aggregate total costs we have incurred or will incur with respect to the Line 901 incident will be approximately \$870 million, which includes actual and projected emergency response and clean-up costs, natural resource damage assessments, fines and penalties incurred, certain third-party claims settlements (including the Class Action Settlement and the 2024 Settlements), and estimated costs associated with our remaining Line 901 lawsuits and claims as described above, as well as estimates for certain legal fees and statutory interest where applicable. We accrue such estimates of aggregate total costs to "Field operating costs" in our Consolidated Statements of Operations. This estimate considers our prior experience in environmental investigation and remediation matters and available data from, and in consultation with, our environmental and other specialists, as well as currently available facts and presently enacted laws and regulations. We have made assumptions for (i) the resolution of certain third-party claims and lawsuits, but excluding claims and lawsuits with respect to which losses are not probable and reasonably estimable, and (ii) the nature, extent and cost of legal services that will be required in connection with all lawsuits, claims and other matters requiring legal or expert advice associated with the Line 901 incident. Our estimate does not include any lost revenue associated with the shutdown of Line 901 or 903 and does not include any liabilities or costs that are not reasonably estimable at this time or that relate to contingencies where we currently regard the likelihood of loss as being only reasonably possible or remote. We believe we have accrued adequate amounts for all probable and reasonably estimable costs; however, this estimate is subject to uncertainties associated with the assumptions that we have made. For example, with respect to potential losses that we regard as only reasonably possible or remote, we have made assumptions regarding the strength of our legal position based on our assessment of the relevant facts and applicable law and precedent; if our assumptions regarding such matters turn out to be inaccurate (i.e., we are found to be liable under circumstances where we regard the likelihood of loss as being only reasonably possible or remote), we could be responsible for significant costs and expenses that are not currently included in our estimates and accruals. In addition, for any potential losses that we regard as probable and for which we have accrued an estimate of the potential losses, our estimates regarding damages, legal fees, court costs and interest could turn out to be inaccurate and the actual losses we incur could be significantly higher than the amounts included in our estimates and accruals. Also, the amount of time it takes for us to resolve all of the current and future lawsuits and claims that relate to the Line 901 incident could turn out to be significantly longer than we have assumed, and as a result the costs we incur for legal services could be significantly higher than we have estimated. Accordingly, our assumptions and estimates may turn out to be inaccurate and our total costs could turn out to be materially higher; therefore, we can provide no assurance that we will not have to accrue significant additional costs in the future with respect to the Line 901 incident.

During the years ended December 31, 2024, 2023 and 2022, we recognized costs, net of amounts probable of recovery from insurance (as applicable), of \$345 million, \$10 million, and \$95 million, respectively. As of December 31, 2024 and 2023, we had a remaining undiscounted gross liability of approximately \$5 million and \$94 million, respectively, related to the Line 901 incident, which aggregate amounts are reflected in "Current liabilities" on our Consolidated Balance Sheet.

As discussed above, we maintain insurance coverage, which is subject to certain exclusions and deductibles, in the event of such liabilities. As of December 31, 2023, we had recognized a receivable of approximately \$225 million for the portion of the release costs that we believed were probable of recovery from insurance, net of deductibles and amounts already collected (approximately \$280 million out of the \$505 million submitted, including the 2015 insurance program and our directors and officers (D&O) insurance policies). Of this amount, we had classified \$175 million as a short-term asset in "Trade accounts receivable and other receivables, net" with the remaining \$50 million recognized as a long-term asset in "Other long-term assets, net" on our Consolidated Balance Sheet as of December 31, 2023.

Following the arbitration panel ruling discussed above, we wrote off the full \$225 million insurance receivable in the fourth quarter of 2024. Therefore, as of December 31, 2024, we no longer have any amounts recorded as receivables related to the Line 901 incident recognized on our Consolidated Balance Sheet.

PLAINS ALL AMERICAN PIPELINE, L.P. AND SUBSIDIARIES
NOTES TO THE CONSOLIDATED FINANCIAL STATEMENTS

We have completed the required clean-up and remediation work as determined by the Unified Command and the Unified Command has been dissolved; however, we expect to make payments for additional legal, professional and regulatory costs during future periods. Taking into account the costs that we have included in our total estimate of costs for the Line 901 incident and considering what we regard as very strong defenses to the claims made in our remaining Line 901 lawsuits, we do not believe the ultimate resolution of such remaining lawsuits will have a material adverse effect on our consolidated financial condition, results of operations or cash flows.

Other Litigation Matters. On July 19, 2022, Hartree Natural Gas Storage, LLC (“Hartree”) filed a lawsuit under seal in the Superior Court for the State of Delaware asserting claims against PAA Natural Gas Storage, L.P. and PAA arising out of a Membership Interest Purchase Agreement relating to the 2021 sale of the Pine Prairie Energy Center natural gas storage facility to Hartree. We have entered into a confidential settlement agreement and anticipate that in connection with the settlement, all of Hartree’s claims will be dismissed with prejudice and without any admission of wrongdoing by Plains.

Various coastal parishes, the State of Louisiana and some of its departments have filed lawsuits in Louisiana against a number of energy companies seeking damages for coastal erosion in connection with oil and gas operations in Louisiana. One of our subsidiaries has been named in such a lawsuit filed by The Louisiana Department of Wildlife and Fisheries (“LADWF”). LADWF filed a lawsuit in the 24th Judicial District Court of Jefferson Parish, Louisiana on October 30, 2023 against our subsidiary, Plains Pipeline, L.P., Chevron Pipe Line Company, BP Oil Pipeline Company and Arrowhead Gulf Coast Pipeline, LLC (collectively, “Defendants”), as the former and current parties to certain pipeline right of way agreements (“ROWs”) in the vicinity of the Elmer Island Wildlife Refuge. LADWF alleges that the Defendants breached the terms of the ROWs by failing to prevent erosion and seeks restoration of the Wildlife Refuge or alternatively monetary damages in an unspecified amount. Our subsidiary owned and operated a pipeline in the vicinity of the refuge from 2006 through 2016. The damages have not been quantified and are not yet reasonably estimable, but we believe the claims in the lawsuit lack merit and intend to vigorously defend this lawsuit in coordination with the other Defendants.

Note 19—Segment Information

Our operating segments, Crude Oil and NGL, which are also our reportable segments, are organized by product as our Crude Oil and NGL businesses are generally impacted by different market fundamentals and require the use of different assets and business strategies. The Crude Oil segment includes our crude oil pipelines, crude oil storage and marine terminals and related crude oil marketing activities. The NGL segment includes our NGL pipelines, NGL storage, natural gas processing and NGL fractionation facilities and related NGL marketing activities. Our crude oil and NGL marketing activities are included in the respective reporting segments as their primary purpose is to support the utilization of our assets by entering into transactions that facilitate increased volumes handled by our assets, resulting in additional earnings for each of our segments.

Our CODM (our Chief Executive Officer) evaluates segment performance based on measures including Segment Adjusted EBITDA (as defined below). The measure of Segment Adjusted EBITDA forms the basis of our internal financial reporting and is the primary performance measure of segment profit/(loss) used by our CODM in assessing performance and allocating resources among our operating segments. We define Segment Adjusted EBITDA as revenues and equity earnings in unconsolidated entities less (a) significant segment expenses including: (i) purchases and related costs, (ii) field operating costs and (iii) segment general and administrative expenses, plus (b) our proportionate share of the depreciation and amortization expense (including write-downs related to cancelled projects and impairments) of unconsolidated entities, further adjusted (c) for certain selected items including (i) gains and losses on derivative instruments that are related to underlying activities in another period (or the reversal of such adjustments from a prior period), gains and losses on derivatives that are either related to investing activities (such as the purchase of linefill) or purchases of long-term inventory, and inventory valuation adjustments, as applicable, (ii) long-term inventory costing adjustments, (iii) charges for obligations that are expected to be settled with the issuance of equity instruments, (iv) amounts related to deficiencies associated with minimum volume commitments, net of the applicable amounts subsequently recognized into revenue and (v) other items that our CODM believes are integral to understanding our core segment operating performance and (d) to exclude the portion of all preceding items that is attributable to noncontrolling interests (“Segment amounts attributable to noncontrolling interests”).

Our CODM uses Segment Adjusted EBITDA to evaluate the performance of each segment, including analyzing actual results compared to budget and guidance, to assess investment opportunities and to optimize and align assets to maximize returns to stakeholders.

PLAINS ALL AMERICAN PIPELINE, L.P. AND SUBSIDIARIES
NOTES TO THE CONSOLIDATED FINANCIAL STATEMENTS

Segment Adjusted EBITDA excludes depreciation and amortization. As an MLP, we make quarterly distributions of our “available cash” (as defined in our partnership agreement) to our unitholders. We look at each period’s earnings before non-cash depreciation and amortization as an important measure of segment performance. The exclusion of depreciation and amortization expense could be viewed as limiting the usefulness of Segment Adjusted EBITDA as a performance measure because it does not account in current periods for the implied reduction in value of our capital assets, such as pipelines and facilities, caused by age-related decline and wear and tear. We compensate for this limitation by recognizing that depreciation and amortization are largely offset by repair and maintenance investments, which act to partially offset the aging and wear and tear in the value of our principal fixed assets. These maintenance investments are a component of field operating costs included in Segment Adjusted EBITDA or in maintenance capital, depending on the nature of the cost. Capital expenditures made to expand the existing operating and/or earnings capacity of our assets are classified as investment capital. Capital expenditures made to replace and/or refurbish partially or fully depreciated assets in order to maintain the operating and/or earnings capacity of our existing assets are classified as maintenance capital, which is deducted in determining “available cash.” Maintenance capital is reviewed by our CODM on a segment basis. Repair and maintenance expenditures incurred in order to maintain the day to day operation of our existing assets are charged to expense as incurred. Assets are not reviewed by our CODM on a segmented basis; therefore, such information is not presented.

PLAINS ALL AMERICAN PIPELINE, L.P. AND SUBSIDIARIES
NOTES TO THE CONSOLIDATED FINANCIAL STATEMENTS

The following tables reflect certain financial data for each segment (in millions):

	Crude Oil	NGL	Intersegment Elimination	Total
Year Ended December 31, 2024				
Revenues ⁽¹⁾ :				
Product sales	\$ 47,034	\$ 1,569	\$ (349)	\$ 48,254
Services	1,686	155	(22)	1,819
Total revenues	<u>\$ 48,720</u>	<u>\$ 1,724</u>	<u>\$ (371)</u>	<u>\$ 50,073</u>
Significant segment expenses:				
Purchases and related costs ⁽¹⁾	\$ (45,033)	\$ (898)	\$ 371	\$ (45,560)
Field operating costs	(1,440)	(328)	—	(1,768)
Segment general and administrative expenses	(298)	(83)	—	(381)
Total significant segment expenses	<u>\$ (46,771)</u>	<u>\$ (1,309)</u>	<u>\$ 371</u>	<u>\$ (47,709)</u>
Equity earnings in unconsolidated entities	\$ 452	\$ —		
Other segment items ⁽²⁾ :				
Depreciation and amortization of unconsolidated entities ⁽³⁾	84	—		
Derivative activities and inventory valuation adjustments ⁽⁴⁾	5	80		
Long-term inventory costing adjustments ⁽⁵⁾	1	(10)		
Deficiencies under minimum volume commitments, net ⁽⁶⁾	(31)	—		
Equity-indexed compensation expense ⁽⁷⁾	36	—		
Foreign currency revaluation ⁽⁸⁾	(22)	(5)		
Line 901 incident ⁽⁹⁾	345	—		
Segment amounts attributable to noncontrolling interests ⁽¹⁰⁾	(543)	—		
Total other segment items	<u>\$ (125)</u>	<u>\$ 65</u>		
Segment Adjusted EBITDA	<u>\$ 2,276</u>	<u>\$ 480</u>		
Investment and acquisition capital expenditures ⁽¹¹⁾⁽¹²⁾	<u>\$ 554</u>	<u>\$ 115</u>		<u>\$ 669</u>
Maintenance capital expenditures ⁽¹²⁾	<u>\$ 183</u>	<u>\$ 78</u>		<u>\$ 261</u>
As of December 31, 2024				
Investments in unconsolidated entities	<u>\$ 2,811</u>	<u>\$ —</u>		<u>\$ 2,811</u>

PLAINS ALL AMERICAN PIPELINE, L.P. AND SUBSIDIARIES
NOTES TO THE CONSOLIDATED FINANCIAL STATEMENTS

	Crude Oil	NGL	Intersegment Elimination	Total
Year Ended December 31, 2023				
Revenues ⁽¹⁾ :				
Product sales	\$ 45,587	\$ 1,765	\$ (378)	\$ 46,974
Services	1,587	170	(19)	1,738
Total revenues	<u>\$ 47,174</u>	<u>\$ 1,935</u>	<u>\$ (397)</u>	<u>\$ 48,712</u>
Significant segment expenses:				
Purchases and related costs ⁽¹⁾	\$ (43,805)	\$ (1,123)	\$ 397	\$ (44,531)
Field operating costs	(1,053)	(372)	—	(1,425)
Segment general and administrative expenses	(271)	(79)	—	(350)
Total significant segment expenses	<u>\$ (45,129)</u>	<u>\$ (1,574)</u>	<u>\$ 397</u>	<u>\$ (46,306)</u>
Equity earnings in unconsolidated entities	\$ 369	\$ —		
Other segment items ⁽²⁾ :				
Depreciation and amortization of unconsolidated entities ⁽³⁾	87	—		
Derivative activities and inventory valuation adjustments ⁽⁴⁾	17	142		
Long-term inventory costing adjustments ⁽⁵⁾	22	13		
Deficiencies under minimum volume commitments, net ⁽⁶⁾	12	—		
Equity-indexed compensation expense ⁽⁷⁾	35	1		
Foreign currency revaluation ⁽⁸⁾	19	5		
Line 901 incident ⁽⁹⁾	10	—		
Transaction-related expenses ⁽¹³⁾	1	—		
Segment amounts attributable to noncontrolling interests ⁽¹⁰⁾	(454)	—		
Total other segment items	<u>\$ (251)</u>	<u>\$ 161</u>		
Segment Adjusted EBITDA	<u>\$ 2,163</u>	<u>\$ 522</u>		
Investment and acquisition capital expenditures ⁽¹¹⁾⁽¹²⁾	<u>\$ 765</u>	<u>\$ 65</u>		<u>\$ 830</u>
Maintenance capital expenditures ⁽¹²⁾	<u>\$ 145</u>	<u>\$ 86</u>		<u>\$ 231</u>
As of December 31, 2023				
Investments in unconsolidated entities	<u>\$ 2,820</u>	<u>\$ —</u>		<u>\$ 2,820</u>

PLAINS ALL AMERICAN PIPELINE, L.P. AND SUBSIDIARIES
NOTES TO THE CONSOLIDATED FINANCIAL STATEMENTS

	Crude Oil	NGL	Intersegment Elimination	Total
Year Ended December 31, 2022				
Revenues ⁽¹⁾ :				
Product sales	\$ 53,840	\$ 2,575	\$ (467)	\$ 55,948
Services	1,240	186	(32)	1,394
Total revenues	<u>\$ 55,080</u>	<u>\$ 2,761</u>	<u>\$ (499)</u>	<u>\$ 57,342</u>
Significant segment expenses:				
Purchases and related costs ⁽¹⁾	\$ (52,088)	\$ (1,587)	\$ 499	\$ (53,176)
Field operating costs	(1,003)	(312)	—	(1,315)
Segment general and administrative expenses	(250)	(75)	—	(325)
Total significant segment expenses	<u>\$ (53,341)</u>	<u>\$ (1,974)</u>	<u>\$ 499</u>	<u>\$ (54,816)</u>
Equity earnings in unconsolidated entities	\$ 403	\$ —		
Other segment items ⁽²⁾ :				
Depreciation and amortization of unconsolidated entities ⁽³⁾	85	—		
Derivative activities and inventory valuation adjustments ⁽⁴⁾	(11)	(269)		
Long-term inventory costing adjustments ⁽⁵⁾	(3)	(1)		
Deficiencies under minimum volume commitments, net ⁽⁶⁾	7	—		
Equity-indexed compensation expense ⁽⁷⁾	32	—		
Foreign currency revaluation ⁽⁸⁾	3	1		
Line 901 incident ⁽⁹⁾	95	—		
Segment amounts attributable to noncontrolling interests ⁽¹⁰⁾	(364)	—		
Total other segment items	<u>\$ (156)</u>	<u>\$ (269)</u>		
Segment Adjusted EBITDA	<u>\$ 1,986</u>	<u>\$ 518</u>		
Investment and acquisition capital expenditures ⁽¹¹⁾⁽¹²⁾	<u>\$ 461</u>	<u>\$ 157</u>		<u>\$ 618</u>
Maintenance capital expenditures ⁽¹²⁾	<u>\$ 112</u>	<u>\$ 99</u>		<u>\$ 211</u>
As of December 31, 2022				
Investments in unconsolidated entities	<u>\$ 3,084</u>	<u>\$ —</u>		<u>\$ 3,084</u>

⁽¹⁾ Segment revenues include intersegment amounts that are eliminated in Purchases and related costs. Intersegment activities are conducted at posted tariff rates where applicable, or otherwise at rates similar to those charged to third parties or rates that we believe approximate market at the time the agreement is executed or renegotiated.

⁽²⁾ Represents adjustments utilized by our CODM in the evaluation of segment results.

⁽³⁾ Includes our proportionate share of the depreciation and amortization expense (including write-downs related to cancelled projects and impairments) of unconsolidated entities.

PLAINS ALL AMERICAN PIPELINE, L.P. AND SUBSIDIARIES
NOTES TO THE CONSOLIDATED FINANCIAL STATEMENTS

- (4) We use derivative instruments for risk management purposes and our related processes include specific identification of hedging instruments to an underlying hedged transaction. Although we identify an underlying transaction for each derivative instrument we enter into, there may not be an accounting hedge relationship between the instrument and the underlying transaction. In the course of evaluating our results, we identify differences in the timing of earnings from the derivative instruments and the underlying transactions and exclude the related gains and losses in determining Segment Adjusted EBITDA such that the earnings from the derivative instruments and the underlying transactions impact Segment Adjusted EBITDA in the same period. In addition, we exclude gains and losses on derivatives that are related to (i) investing activities, such as the purchase of linefill, and (ii) purchases of long-term inventory. We also exclude the impact of corresponding inventory valuation adjustments, as applicable.
- (5) We carry crude oil and NGL inventory that is comprised of minimum working inventory requirements in third-party assets and other working inventory that is needed for our commercial operations. We consider this inventory necessary to conduct our operations and we intend to carry this inventory for the foreseeable future. Therefore, we classify this inventory as long-term on our balance sheet and do not hedge the inventory with derivative instruments (similar to linefill in our own assets). We exclude the impact of changes in the average cost of the long-term inventory (that result from fluctuations in market prices) and write-downs of such inventory that result from price declines from Segment Adjusted EBITDA.
- (6) We, and certain of our equity method investees, have certain agreements that require counterparties to deliver, transport or throughput a minimum volume over an agreed upon period. Substantially all of such agreements were entered into with counterparties to economically support the return on capital expenditure necessary to construct the related asset. Some of these agreements include make-up rights if the minimum volume is not met. We record a receivable from the counterparty in the period that services are provided or when the transaction occurs, including amounts for deficiency obligations from counterparties associated with minimum volume commitments. If a counterparty has a make-up right associated with a deficiency, we defer the revenue attributable to the counterparty's make-up right and subsequently recognize the revenue at the earlier of when the deficiency volume is delivered or shipped, when the make-up right expires or when it is determined that the counterparty's ability to utilize the make-up right is remote. We include the impact of amounts billed to counterparties for their deficiency obligation, net of applicable amounts subsequently recognized into revenue or equity earnings, as a selected item impacting comparability. Our CODM views the inclusion of the contractually committed revenues associated with that period as meaningful to Segment Adjusted EBITDA as the related asset has been constructed, is standing ready to provide the committed service and the fixed operating costs are included in the current period results.
- (7) Our total equity-indexed compensation expense includes expense associated with awards that will be settled in units and awards that will be settled in cash. The awards that will be settled in units are included in our diluted net income per unit calculation when the applicable performance criteria have been met. We exclude compensation expense associated with these awards in determining Segment Adjusted EBITDA as the dilutive impact of the outstanding awards is included in our diluted net income per unit calculation, as applicable. The portion of compensation expense associated with awards that will be settled in cash is not excluded in determining Segment Adjusted EBITDA. See Note 17 for information regarding our equity-indexed compensation plans.
- (8) During the periods presented, there were fluctuations in the value of CAD to USD, resulting in the realization of foreign exchange gains and losses on the settlement of foreign currency transactions as well as the revaluation of monetary assets and liabilities denominated in a foreign currency. These gains and losses are not integral to our core operating performance and were therefore excluded in determining Segment Adjusted EBITDA.
- (9) Includes costs recognized during the period related to the Line 901 incident that occurred in May 2015, net of amounts we believe are probable of recovery from insurance (as applicable). The year ended December 31, 2024 includes the write-off of a receivable for Line 901 insurance proceeds in the fourth quarter of 2024 and the impact of settlements in the third quarter of 2024. See Note 18 for additional information regarding the Line 901 incident.
- (10) Reflects amounts attributable to noncontrolling interests in the Permian JV, Cactus II (beginning November 2022) and Red River.
- (11) Investment capital and acquisition capital expenditures, including investments in unconsolidated entities.
- (12) These amounts combined represent total capital expenditures.
- (13) Includes expenses associated with the Rattler Permian Transaction in 2023. See Note 7 for additional discussion. An adjustment for these non-recurring expenses is included in the calculation of Segment Adjusted EBITDA for the year ended December 31, 2023 as our CODM does not view such expenses as integral to understanding our core segment operating performance.

PLAINS ALL AMERICAN PIPELINE, L.P. AND SUBSIDIARIES
NOTES TO THE CONSOLIDATED FINANCIAL STATEMENTS

Segment Adjusted EBITDA Reconciliation

The following table reconciles Segment Adjusted EBITDA to Net income attributable to PAA (in millions):

	Year Ended December 31,		
	2024	2023	2022
Segment Adjusted EBITDA	\$ 2,756	\$ 2,685	\$ 2,504
Total other segment items ⁽¹⁾	60	90	425
Depreciation and amortization	(1,026)	(1,048)	(965)
Gains/(losses) on asset sales, asset impairments and other, net	(160)	152	(269)
Gain on investments in unconsolidated entities, net	15	28	346
Interest expense, net	(430)	(386)	(405)
Other income/(expense), net	65	102	(219)
Income before tax	1,280	1,623	1,417
Income tax expense	(167)	(121)	(189)
Net income	1,113	1,502	1,228
Net income attributable to noncontrolling interests	(341)	(272)	(191)
Net income attributable to PAA	<u>\$ 772</u>	<u>\$ 1,230</u>	<u>\$ 1,037</u>

⁽¹⁾ See footnotes to the segment financial data tables above for a more detailed discussion of Other segment items.

Geographic Data

We have operations in the United States and Canada. Set forth below are revenues and long-lived assets attributable to these geographic areas (in millions):

Revenues ⁽¹⁾	Year Ended December 31,		
	2024	2023	2022
United States	\$ 44,138	\$ 42,308	\$ 46,903
Canada	5,935	6,404	10,439
	<u>\$ 50,073</u>	<u>\$ 48,712</u>	<u>\$ 57,342</u>

⁽¹⁾ Revenues are primarily attributed to each region based on where the services are provided or the product is shipped.

Long-Lived Assets ⁽¹⁾	December 31,	
	2024	2023
United States	\$ 18,071	\$ 18,591
Canada	3,647	3,820
	<u>\$ 21,718</u>	<u>\$ 22,411</u>

⁽¹⁾ Excludes long-term derivative assets and long-term deferred tax assets.

DESCRIPTION OF THE REGISTRANT'S SECURITIES REGISTERED PURSUANT TO SECTION 12 OF THE SECURITIES EXCHANGE ACT OF 1934

As of December 31, 2024, Plains All American Pipeline L.P. has one class of securities registered under Section 12 of the Securities Exchange Act of 1934, as amended (the "Exchange Act"): its common units representing limited partner interests, which are described in this Exhibit. The following definitions are used in this Exhibit:

- "Partnership," "Plains," "PAA," "we," "us," "our," "ours" and similar terms refer to Plains All American Pipeline, L.P. and its subsidiaries; and
- "General partner," refers to, as the context requires, any or all of PAA GP Holdings LLC ("PAGP GP"), Plains GP Holdings, L.P. ("PAGP"), Plains AAP, L.P. ("AAP") and Plains All American GP LLC ("GP LLC").

DESCRIPTION OF OUR COMMON UNITS

Generally, our common units represent limited partner interests that entitle the holders to participate in our cash distributions and to exercise the rights and privileges available to limited partners under our partnership agreement. For a description of the relative rights and preferences of holders of common units in and to cash distributions, see "Our Cash Distribution Policy."

Our outstanding common units are listed on the Nasdaq Global Select Market under the symbol "PAA." Any additional common units we issue will also be listed on Nasdaq.

Voting

Each holder of common units is entitled to one vote for each common unit on all matters submitted to a vote of the common unitholders. However, our unitholders are limited partners and do not directly or indirectly participate in our management or operation. Unlike holders of common stock in a corporation, our unitholders have only limited voting rights on matters affecting our business or governance, including the director voting rights described below.

Our general partner manages our day-to-day operations and activities; however, PAGP effectively controls our business and affairs through the exercise of its rights as the sole and managing member of GP LLC. The business and affairs of GP LLC are managed by or under the direction of the board of directors of PAGP GP, which we refer to as our "board of directors" or "board."

Subject to limited exceptions, PAGP GP's Fourth Amended and Restated Limited Liability Company Agreement (as amended, the "PAGP GP LLC Agreement") provides that the Board will consist of up to 13 members, including the CEO. In addition, if PAA fails to make three distributions on its Series A preferred units (whether or not consecutive), the holders of Series A preferred units will have the right to appoint a new member of the Board to serve until such time as all accrued and unpaid distributions on the Series A preferred units have been paid in full.

The Board is divided into three staggered classes. At each annual meeting, only the directors of the class whose term is expiring will be up for election and, upon election, the elected directors in that class will serve for a term of three years, subject to a director's earlier resignation, death or removal. If a director is elected to the board to fill a vacancy, that director will have the same remaining term as his or her predecessor.

PAGP holds annual shareholder meetings for the purpose of electing directors. PAA, which holds all of PAGP's issued and outstanding Class C shares, will hold annual meetings of its limited partners entitled to vote immediately in advance of PAGP's annual meetings. The purpose of our annual meetings is to allow our limited partners, other than AAP and holders of our Series B preferred units, to cast a "pass-through" vote instructing us how to vote the Class C shares that we own in the election of directors at PAGP's annual meeting. We will vote (or refrain from voting) our Class C shares for the election of directors at the direction and on behalf of our eligible common and Series A preferred unitholders in the same proportion as the votes received from or withheld by our limited partners.

Common units held by AAP will not be voted in the election of directors and will not be counted for purposes of determining whether a quorum exists.

Status as Limited Partner or Assignee

Except as described under "Description of Our Partnership Agreement—Limited Liability," the common units will be fully paid, and common unitholders will not be required to make additional capital contributions to us.

Each purchaser of common units must execute a transfer application whereby the purchaser requests admission as a substituted limited partner and makes representations and agrees to provisions stated in the transfer application. If this action is not taken, a purchaser will not be registered as a record holder of common units on the books of our transfer agent or issued a common unit certificate. Purchasers may hold common units in nominee accounts.

An assignee, pending its admission as a substituted limited partner, is entitled to an interest in us equivalent to that of a limited partner with respect to the right to share in allocations and distributions, including liquidating distributions. Our general partner will vote and exercise other powers attributable to common units owned by an assignee who has not become a substituted limited partner at the written direction of the assignee. A nominee or broker who has executed a transfer application with respect to common units held in street name or nominee accounts will receive distributions and reports pertaining to its common units.

Redemption Right

Each holder of AAP's Class A units (other than PAGP) has the right (a "Redemption Right") to cause AAP to redeem any or all of such holder's AAP Class A units in exchange for the distribution of an equivalent number of our common units held by AAP. In connection with any such redemption, the redeeming holder will transfer the AAP Class A units to AAP and a corresponding number of PAGP Class B shares and general partner units (if applicable), in each case, to PAGP. The AAP Class A units transferred to AAP will be canceled, the PAGP Class B shares transferred to PAGP will be canceled and the general partner units transferred to PAGP (if applicable) will remain outstanding and increase PAGP's ownership percentage in PAGP GP.

The above mechanisms are subject to customary conversion rate adjustments for equity splits, equity dividends and reclassifications.

OUR CASH DISTRIBUTION POLICY

Distributions of Available Cash

General. We will distribute to our unitholders, on a quarterly basis, all of our available cash in the manner described below.

Definition of Available Cash. Available cash generally means, for any quarter ending prior to liquidation, all cash and cash equivalents on hand at the end of that quarter less reserves established in the reasonable discretion of the general partner to:

- provide for the proper conduct of our business and the business of our operating partnerships (including reserves for future capital expenditures and for our anticipated future credit needs);
- comply with applicable law or any loan agreement, security agreement, mortgage, debt instrument or other agreement or obligation; or
- provide funds for future distributions to our Series A and Series B preferred unitholders or distributions to our common unitholders for of any one or more of the next four quarters.

Our available cash also includes cash on hand resulting from borrowings made after the end of the quarter.

Operating Surplus and Capital Surplus

General. Cash distributions to our common unitholders will be characterized as either operating surplus or capital surplus. We distribute available cash from operating surplus differently than available cash from capital surplus. See "—Quarterly Distributions of Available Cash."

Definition of Operating Surplus. Operating surplus refers generally to:

- our cash balances on the closing date of our initial public offering; plus
- \$25 million; plus
- all of our cash receipts from operations, excluding cash that is capital surplus; less
- all of our operating expenses, debt service payments (but not including payments required with the sale of assets or any refinancing with the proceeds of new indebtedness or an equity offering), maintenance capital expenditures and reserves established for future operations.

Definition of Capital Surplus. Capital surplus will generally be generated only by:

- borrowings other than working capital borrowings;
- sales of debt and equity securities; and
- sales or other dispositions of assets for cash, other than inventory, accounts receivable and other assets in the ordinary course of business.

We will treat all available cash distributed as coming from operating surplus until the sum of all available cash distributed after the closing date of our initial public offering equals the operating surplus as of the end of the quarter prior to the distribution. Any available cash in excess of operating surplus, regardless of its source, will be treated as capital surplus.

If we distribute available cash from capital surplus for each common unit in an aggregate amount per common unit equal to the initial public offering price of the common units, there will not be a distinction between operating surplus and capital surplus, and all distributions of available cash will be treated as operating surplus. We do not anticipate that we will make distributions from capital surplus.

Effect of Issuance of Additional Units

We can issue additional common units or other equity securities for consideration and under terms and conditions approved by our general partner in its sole discretion and without the approval of our unitholders, other than current holders of our Series A preferred units and Series B preferred units in certain circumstances. We may fund acquisitions through the issuance of additional common units or other equity securities.

Holders of any additional common units that we issue will be entitled to share equally with our then-existing common unitholders in distributions of available cash. In addition, the issuance of additional interests may dilute the value of the interests of the then-existing unitholders.

Quarterly Distributions of Available Cash

After making distributions to holders of our outstanding preferred units, we will distribute the remainder of our available cash for each quarter prior to our liquidation to our common unitholders. We expect to make distributions of all available cash within 45 days after the end of each quarter to holders of record on the applicable record date.

Distributions from Operating Surplus

We will make distributions of available cash from operating surplus to all common unitholders, pro rata until we distribute an aggregate amount of available cash equal to the aggregate operating surplus generated by the Partnership from the time of our initial public offering through the end of the quarter in respect of such distribution.

Distributions from Capital Surplus

We will make distributions of available cash from capital surplus to all common unitholders pro rata. We may not make distributions of capital surplus without the approval of (i) holders of at least 75% of the outstanding Series A preferred units and (ii) holders of at least 66²/3% of the outstanding Series B preferred units.

Distribution of Cash upon Liquidation

If we dissolve and liquidate, we will sell or otherwise dispose of our assets and adjust the partners' capital account balances to reflect any resulting gain or loss. We will apply the proceeds of liquidation (i) first to the payment of our creditors in the order of priority provided in our partnership agreement and by law, (ii) second to the holders of outstanding preferred units in accordance with their adjusted capital account balances and (iii) thereafter, to the common unitholders in accordance with their adjusted capital account balances.

DESCRIPTION OF OUR PARTNERSHIP AGREEMENT

The following is a summary of certain material provisions of our partnership agreement.

Purpose

Our purpose under our partnership agreement is to serve as a partner of our operating partnerships and to engage in any business activities that may be engaged in by our operating partnerships or that are approved by our general partner. The partnership agreements of our operating partnerships provide that they may engage in any activity that was engaged in by our predecessors at the time of our initial public offering or reasonably related thereto and any other activity approved by our general partner.

Applicable Law; Forum, Venue and Jurisdiction

Our partnership agreement is governed by Delaware law. Our partnership agreement requires that any claims, suits, actions or proceedings:

- arising out of or relating in any way to the partnership agreement (including any claims, suits or actions to interpret, apply or enforce the provisions of the partnership agreement or the duties, obligations or liabilities among unitholders or of unitholders to us, or the rights or powers of, or restrictions on, the unitholders or us);
- brought in a derivative manner on our behalf;
- asserting a claim of breach of a fiduciary duty owed by any director, officer or other employee of us or our general partner, or owed by our general partner to us or the unitholders;
- asserting a claim arising pursuant to any provision of the Delaware Revised Uniform Limited Partnership Act (the "Delaware Act"); or
- asserting a claim governed by the internal affairs doctrine,

shall be exclusively brought in the Court of Chancery of the State of Delaware (or, if such court does not have subject matter jurisdiction thereof, any other court located in the State of Delaware with subject matter jurisdiction), regardless of whether such claims, suits, actions or proceedings sound in contract, tort, fraud or otherwise, are based on common law, statutory, equitable, legal or other grounds, or are derivative or direct claims. By purchasing a common unit, a unitholder is irrevocably consenting to these limitations and provisions regarding claims, suits, actions or proceedings and submitting to the exclusive jurisdiction of the Court of Chancery of the State of Delaware (or such other Delaware courts) in connection with any such claims, suits, actions or proceedings. The exclusive forum provision would not apply to suits brought to enforce any liability or duty created by the Securities Act of 1933, as amended (the "Securities Act"), or the Exchange Act or any other claim for which the federal courts have exclusive jurisdiction. To the extent any such claims may be based upon federal law claims, Section 27 of the Exchange Act creates exclusive federal jurisdiction over all suits brought to enforce any duty or liability created by the Exchange Act or the rules and regulations thereunder. Furthermore, Section 22 of the Securities Act creates concurrent jurisdiction for the federal and state courts over all suits brought to enforce any duty or liability created by the Securities Act or the rules and regulations thereunder.

Power of Attorney

Each limited partner, and each person who acquires a unit from a unitholder and executes and delivers a transfer application, grants to our general partner and, if appointed, a liquidator, a power of attorney to, among other things, execute and file documents required for our qualification, continuance or dissolution. The power of attorney also grants the authority for the amendment of, and to make consents and waivers under, our partnership agreement.

Issuance of Additional Securities

Our partnership agreement authorizes us to issue an unlimited number of additional limited partner interests and other equity securities that are equal in rank with or junior to our common units on terms and conditions established by our general partner in its sole discretion without the approval of any limited partners.

It is likely that we will fund acquisitions through the issuance of additional common units or other equity securities. Holders of any additional common units we issue will be entitled to share equally with the then-existing holders of common units in our cash distributions. In addition, the issuance of additional partnership interests may dilute the value of the interests of the then-existing holders of common units in our net assets.

In accordance with Delaware law and the provisions of our partnership agreement, we may also issue additional partnership interests that, in the sole discretion of our general partner, may have special voting rights to which common units are not entitled.

Our general partner has the right, which it may from time to time assign in whole or in part to any of its affiliates, to purchase common units or other equity securities whenever, and on the same terms that, we issue those securities to persons other than our general partner and its affiliates, to the extent necessary to maintain their percentage interests in us that existed immediately prior to the issuance. The holders of common units will not have preemptive rights to acquire additional common units or other partnership interests in us.

Amendments to Our Partnership Agreement

Amendments to our partnership agreement may be proposed only by our general partner. Any amendment that materially and adversely affects the rights or preferences of any type or class of limited partner interests in relation to other types or classes of limited partner interests or our general partner interest will require the approval of at least a majority of the type or class of limited partner interests or general partner interests so affected. However, in some circumstances, more particularly described in our partnership agreement, our general partner may make amendments to our partnership agreement without the approval of our limited partners or assignees.

Withdrawal or Removal of Our General Partner

Our general partner may withdraw as general partner without obtaining approval of any unitholder by giving 90 days' written notice, and that withdrawal will not constitute a violation of our partnership agreement. In addition, our general partner may withdraw without unitholder approval upon 90 days' notice to our limited partners if at least 50% of our outstanding units are held or controlled by one person and its affiliates other than our general partner and its affiliates.

Upon the voluntary withdrawal of our general partner, the holders of a majority of our outstanding common units and Series A preferred units, excluding any common units and Series A preferred units held by the withdrawing general partner and its affiliates, may elect a successor to the withdrawing general partner. If a successor is not elected, or is elected but an opinion of counsel regarding limited liability and tax matters cannot be obtained, we will be dissolved, wound up and liquidated, unless within 90 days after that withdrawal, the holders of a majority of our outstanding common units and Series A preferred units, excluding the common units and Series A preferred units held by the withdrawing general partner and its affiliates, agree to continue our business and to appoint a successor general partner.

Our general partner may not be removed unless that removal is approved by the vote of the holders of not less than two-thirds of our outstanding units, including units held by our general partner and its affiliates, and we receive an opinion of counsel regarding limited liability and tax matters. Any removal of this kind is also subject to the approval of a successor general partner by the vote of the holders of a majority of our outstanding common units and Series A preferred units, including those held by our general partner and its affiliates.

While our partnership agreement limits the ability of our general partner to withdraw, it allows the general partner interest to be transferred to an affiliate or to a third party in conjunction with a merger or sale of all or substantially all of the assets of our general partner.

In addition, our partnership agreement expressly permits the sale, in whole or in part, of the ownership of our general partner. Our general partner may also transfer, in whole or in part, the common units it owns.

Merger, Sale or Other Disposition of Assets

A merger or consolidation of us requires the prior consent of our general partner. However, our partnership agreement generally prohibits our general partner, without the prior approval of a majority of our outstanding units, from causing us to, among other things, sell, exchange or otherwise dispose of all or substantially all of our assets in a single transaction or a series of related transactions. Our general partner may, however, mortgage, pledge, hypothecate or grant a security interest in all or substantially all of our assets without that approval. Our general partner may also sell all or substantially all of our assets under a foreclosure or other realization upon those encumbrances without that approval.

If conditions specified in our partnership agreement are satisfied, our general partner may merge us or any of our subsidiaries into, or convey some or all of our assets to, a newly formed entity if the sole purpose of that merger or conveyance is to effect a mere change in our legal form into another limited liability entity. Our unitholders are not entitled to dissenters' rights or appraisal rights (and, therefore, will not be entitled to demand payment of a fair price for their units) under our partnership agreement or applicable Delaware law in the event of a merger or consolidation, a sale of substantially all of our assets or any other transaction or event.

Liquidation and Distribution of Proceeds

Upon our dissolution, unless we are reconstituted and continued as a new limited partnership, the person authorized to wind up our affairs (the liquidator) will, acting with all the powers of our general partner that the liquidator deems necessary or desirable in its good faith judgment, liquidate our assets. The proceeds of the liquidation will be applied as follows:

- first, towards the payment of all of our creditors and the creation of a reserve for contingent liabilities;
- next, to all holders of preferred units an aggregate amount equal to the positive balance in their capital accounts distributed in a manner that provides the holders of preferred units with the same percentage of their respective liquidation preferences; and
- finally, to all partners in accordance with the positive balance in their respective capital accounts.

Under some circumstances and subject to some limitations, the liquidator may defer liquidation or distribution of our assets for a reasonable period of time. If the liquidator determines that a sale would be impractical or would cause a loss to our partners, our general partner may distribute assets in kind to our partners.

Change of Management Provisions

Our partnership agreement contains the following specific provisions that are intended to discourage a person or group from attempting to remove our general partner or otherwise change management:

- generally, if a person acquires 20% or more of any class of units then outstanding other than from our general partner or its affiliates, the units owned by such person cannot be voted on any matter; and

- provisions limiting the ability of unitholders to call meetings or to acquire information about our operations, as well as other provisions limiting the unitholders' ability to influence the manner or direction of management.

Limited Call Right

If at any time our general partner and its affiliates (other than, with respect to the Series A preferred units, such affiliates that originally purchased Series A preferred units) own 80% or more of the issued and outstanding limited partner interests of any class, our general partner will have the right to purchase all, but not less than all, of the outstanding limited partner interests of that class that are held by non-affiliated persons. The record date for determining ownership of the limited partner interests would be selected by our general partner on at least 10 but not more than 60 days' notice. The purchase price in the event of a purchase under these provisions would be the greater of (1) the current market price (as defined in our partnership agreement) of the limited partner interests of the class as of the date three days prior to the date that notice is mailed to the limited partners as provided in our partnership agreement and (2) the highest cash price paid by our general partner or any of its affiliates for any limited partner interest of the class purchased within the 90 days preceding the date our general partner mails notice of its election to purchase the units.

We are authorized to purchase insurance against liabilities asserted against and expenses incurred by persons for our activities, regardless of whether we would have the power to indemnify the person against liabilities under our partnership agreement.

Registration Rights

Under our partnership agreement, we have agreed to register for resale under the Securities Act and applicable state securities laws any common units, or other partnership securities proposed to be sold by our general partner or any of its affiliates or their assignees if an exemption from the registration requirements is not otherwise available. We are obligated to pay all expenses incidental to the registration, excluding underwriting discounts and commissions.

Limited Liability

Assuming that a limited partner does not participate in the control of our business within the meaning of the Delaware Act and that he otherwise acts in conformity with the provisions of our partnership agreement, his liability under the Delaware Act will be limited, subject to some possible exceptions, generally to the amount of capital he is obligated to contribute to us in respect of his units plus his share of any undistributed profits and assets.

Under the Delaware Act, a limited partnership may not make a distribution to a partner to the extent that at the time of the distribution, after giving effect to the distribution, all liabilities of the partnership, other than liabilities to partners on account of their partnership interests and liabilities for which the recourse of creditors is limited to specific property of the partnership, exceed the fair value of the assets of the limited partnership. For the purposes of determining the fair value of the assets of a limited partnership, the Delaware Act provides that the fair value of the property subject to liability of which recourse of creditors is limited shall be included in the assets of the limited partnership only to the extent that the fair value of that property exceeds the nonrecourse liability. The Delaware Act provides that a limited partner who receives a distribution and knew at the time of the distribution that the distribution was in violation of the Delaware Act is liable to the limited partnership for the amount of the distribution for three years from the date of the distribution.

In addition, our partnership agreement limits any fiduciary duties our general partner might owe to our unitholders. As our general partner, our general partner is liable for all of our debts (to the extent not paid from our assets), except for indebtedness or other obligations that are made specifically non-recourse to it. Our general partner has the sole discretion to incur indebtedness or other obligations on our behalf on a non-recourse basis to the general partner. Our general partner has in the past exercised such discretion, in most instances involving payment liability.

**PLAINS GP HOLDINGS, L.P.
PLAINS ALL AMERICAN PIPELINE, L.P.**

POLICY ON INSIDER TRADING

**THIS POLICY HAS BEEN ADOPTED BY THE BOARD OF DIRECTORS OF
PAA GP HOLDINGS LLC.
IT APPLIES TO ALL EMPLOYEES, CONSULTANTS, DIRECTORS
AND OFFICERS OF PAA GP HOLDINGS LLC
AND PLAINS ALL AMERICAN GP LLC.**

This policy should be read carefully by all directors, officers, consultants and employees¹ of PAA GP Holdings LLC (the “Company”) and Plains All American GP LLC (“GP LLC”). All are encouraged to ask questions and seek any follow-up information that they may require about this Policy. Any questions should be directed to the General Counsel listed below.

**Richard McGee
Executive Vice President, General Counsel and Secretary
333 Clay Street, Suite 1600
Houston, Texas 77002
(713) 652-3655**

The Company has adopted this Policy on Insider Trading to apply to each employee, consultant, director and officer of the Company and GP LLC (“Insiders”). Directors of the Company as well as officers and certain employees of GP LLC are also subject to the Company’s Policy Regarding Special Trading Procedures, which describes additional special trading restrictions and procedures applicable to that group.

The Company reserves the right to amend or rescind this policy or any portion of it at any time and to adopt different policies and procedures at any time. This policy must be strictly followed.

Introduction

It is generally illegal for any person, either personally or on behalf of others, to trade in or make gifts of securities on the basis of “Inside Information.” Inside Information is generally defined as any non-public information about an entity that may be considered material to an investor in making a decision to purchase, hold or sell securities of that entity. For purposes of this policy, Inside Information includes all material, non-public information about the Company, GP LLC, Plains GP Holdings, L.P. (“PAGP”) and Plains All American Pipeline, L.P. (“PAA”) and their subsidiaries and affiliates (collectively, the “Plains Entities”), or any other entity (such as a customer or supplier), learned as a result of the Insider’s relationship with the Plains Entities. Information is considered to be “non-public” until it is widely disseminated to the public (generally through a news release by PAA or PAGP). Information is “material” if there is a substantial likelihood that an investor would reasonably consider it important in arriving at a decision to buy, sell or hold securities. Examples of potentially material information include, but are not limited to:

- Information about earnings or losses, business forecasts, distributions or ratings of debt securities;
- A pending or proposed significant acquisition, disposition, merger or tender offer;
- A pending or proposed significant joint venture;
- A restructuring involving the Plains Entities;
- Regulatory developments that could significantly impact the Plains Entities;

¹ The Company has no employees. The term “employee” as it is used herein refers to those individuals employed by GP LLC or Plains Midstream Canada ULC who provide services to or on behalf of the Plains Entities.

- A significant disruption in operations, or a material adverse event, loss, potential loss, breach (including a cybersecurity breach) or unauthorized access affecting the property, systems or assets of the Plains Entities;
- A change in senior management;
- Pending or threatened significant litigation or governmental investigation, or the resolution of such litigation or conclusion of such investigation; and
- The gain or loss of a major customer or material contract.

It is also generally illegal to communicate (or “tip”) material, non-public information to others who may trade in securities on the basis of that information. These illegal activities are commonly referred to as “insider trading.”

The federal securities laws include severe penalties for illegal trading or tipping and empower the Securities and Exchange Commission and the Department of Justice to prosecute such crimes. **Potential penalties for insider trading violations include administrative sanctions, damage awards to private plaintiffs, civil penalties, criminal fines and jail sentences.**

General Statement

It is the policy of the Company to prohibit all Insiders who, by virtue of their relationship with the Plains Entities, have access to Inside Information about the Plains Entities (including PAGP and PAA), or any other publicly traded entity, from (i) buying, selling or making gifts of securities of PAGP, PAA or such other entity while in possession of such Inside Information or (ii) passing on such Inside Information, directly or indirectly, to others (“tipping”).

Scope of The Policy

Persons Covered by This Policy. This policy shall be strictly adhered to by all Insiders and all members of their immediate families and personal households as well as any entities that an Insider controls, including any corporations, partnerships or trusts. All Insiders are responsible for the compliance with this policy by members of their immediate families and personal households and controlled entities.

Each Insider is individually responsible for making sure that he or she complies with this policy, and that any family member, household member or entity whose transactions are subject to this policy, as discussed below, also comply with this policy. In all cases, the responsibility for determining whether an Insider is in possession of material nonpublic information rests with that individual.

Transactions Covered by This Policy; Exceptions. This policy applies to all transactions (including making gifts) in the securities of PAGP, PAA and other publicly-traded entities, with the following exceptions: (i) transactions (including making gifts) pursuant to an Approved 10b5-1 Plan (an “Approved 10b5-1 Plan” is a plan of acquisition or disposition (including dispositions by gift) of PAA or PAGP securities that meets the requirements of Rule 10b5-1 under the Securities Exchange Act of 1934, as amended, and that has been approved in advance by the CEO in consultation with the General Counsel or, in the case of the CEO, by either the Compensation Committee or the Board of Directors), (ii) the acquisition of securities under equity incentive plans such as the PAA and PAGP Long-Term Incentive Plans, (iii) the withholding of securities by PAA or PAGP for the payment of taxes in connection with the vesting of awards under the Long-Term Incentive Plans, or (iv) the exchange or redemption of Class A Units of Plains AAP, L.P. The trading restrictions of this policy do apply, however, to all sales (other than dispositions described in (iii) above) or gifts of securities acquired upon vesting of awards under the Long-Term Incentive Plans or as a result of the exchange or redemption of Class A Units of Plains AAP, L.P.

Purpose of the Policy

This policy is implemented to (1) make all Insiders aware of what constitutes Inside Information and the severe consequences that may result from the illegal trading on or tipping of such information, and (2) protect the Plains Entities and their affiliates against legal liability and to preserve the reputation of the Plains Entities and the Insiders for integrity and ethical conduct by setting forth procedures to prevent the illegal use of Inside Information.

Compliance Procedures

1. Tippling is Prohibited. All Inside Information is to be held in the strictest confidence and not disclosed to anyone outside the Plains Entities, unless and until the information has been properly disseminated to the public. Unauthorized disclosure of any Inside Information learned as a result of an Insider's relationship to the Plains Entities is strictly prohibited. Inside Information is often inadvertently disclosed or overheard in casual, social conversations. Care must be taken to avoid such inadvertent disclosures. This prohibition against tipping includes Inside Information about companies other than the Plains Entities, learned by an Insider as a result of his relationship with the Plains Entities.

2. Inquiries by Stock Analysts, Investors and the Media. All inquiries from stock analysts, PAGP or PAA investors or potential investors and members of the media, and any inquiry regarding rumors, price movement or activity in the PAGP Class A shares or PAA common units, should immediately be referred to the Company's Chief Executive Officer, President, Chief Commercial Officer, Chief Operating Officer, Chief Financial Officer, General Counsel, or the Vice President of Investor Relations.²

3. Restrictions on Trading in Securities and Other Entities. Trading restrictions also apply if an Insider obtains Inside Information concerning another entity as a result of his or her relationship with the Plains Entities. An example of information of this nature would be knowledge of a significant discovery well in which such other entity owns an interest. In such event, an Insider may not trade in or make gifts of the securities of such other entity until at least the third business day after such entity has made a formal public disclosure of such information, or such other time as the policies of such other entity might dictate, if the Insider is subject to such policies.

4. Reporting Violations. If an Insider knows or has reason to believe that any compliance procedures contained in this policy have been or are about to be violated in any way, they should promptly bring the actual or potential violation to the attention of the General Counsel.

Prohibition on Short Sales, Puts, Calls, Options and Other Transactions

Short Sales. Short sales are sales of securities that the seller does not own at the time of the sale or, if owned, that will not be delivered within 20 days of the sale. One usually sells short when one thinks the market is going to decline substantially or the stock will otherwise drop in value. If the stock falls in price as expected, the person selling short can then buy the stock at a lower price for delivery at the earlier sale price (this is called "covering the short") and pocket the difference in price as profit. In addition to the fact that it is illegal for directors and officers to sell their company's securities short, the Company believes that it is inappropriate for its Insiders to bet against the securities of PAGP or PAA in this way. All Insiders and members of their immediate families and personal households are prohibited from making any short sales of PAGP or PAA securities.

Publicly Traded Options. Puts, calls, options or other derivative securities for Class A shares of PAGP or common units of PAA (other than options granted pursuant to employee benefit plans) also afford the opportunity to profit from a market view that is adverse to PAGP, PAA and their affiliates, and they carry a high risk of inadvertent securities law violations. Also, given the relatively short duration of publicly-traded options, transactions in options may create the appearance that an Insider is trading based on material nonpublic information or is focused on short-term performance, rather than the long-term objectives, of the Plains Entities. Accordingly, all such transactions are prohibited in the case of Directors and officers of the Company and strongly discouraged in the case of other employees.

Pledges and Margin Accounts. Securities pledged as collateral for a loan may be sold in foreclosure if the borrower defaults on the loan. Similarly, securities held in a margin account may be sold by a broker without the customer's consent if the customer fails to meet a margin call. A foreclosure or margin sale could occur at a time when the pledgor or account holder is aware of material nonpublic information resulting in a securities law violation.

² The Company's "Policy for Informal Disclosure" governs the process by which certain designated individuals within the Company may communicate with specified groups or individuals outside the Plains Entities. The general rule outlined above governs all persons who have not been so designated.

Therefore, pledging PAA and PAGP securities as collateral for a loan or holding such securities as marginable securities in a margin account is prohibited in the case of Directors and officers of the Company and strongly discouraged in the case of other employees.

Hedging Transactions. Certain forms of hedging or monetization transactions, such as prepaid variable forwards, equity swaps, collars and exchange funds, may permit a director, officer or other employee to continue to own PAA or PAGP securities but without the full risks and rewards of ownership. When that occurs, the director, officer or other employee may no longer have the same objectives as other investors. Therefore, such hedging transactions are prohibited in the case of Directors and officers of the Company and strongly discouraged in the case of other employees.

Standing and Limit Orders. Standing and limit orders create heightened risks for insider trading violations because purchases and sales could occur at a time when a director, officer or other employee is aware of material nonpublic information. Therefore, placing standing or limit orders on PAA or PAGP securities is strongly discouraged. If a director, officer or other employee subject to this policy desires to use a standing or limit order, the order should be limited to a short duration.

The Company may impose sanctions for failure to comply with the provisions of this policy. Such sanctions may include suspension without pay and dismissal without cause.

February 2025

**PLAINS GP HOLDINGS, L.P.
PLAINS ALL AMERICAN PIPELINE, L.P.**

POLICY REGARDING SPECIAL TRADING PROCEDURES

**THIS POLICY HAS BEEN ADOPTED BY THE BOARD OF DIRECTORS
OF PAA GP HOLDINGS LLC**

This policy applies to all members of the board of directors (the “directors”) of PAA GP Holdings LLC (the “Company”), officers of the Company and of Plains All American GP LLC (“GP LLC”), as well as certain employees of the Company and GP LLC and other individuals to whom this policy is delivered. Certain provisions of this policy apply only to directors of the Company and to officers of the Company and GP LLC (the “Pre-Clearance Group”). The policy should be read carefully, and any questions should be directed to the General Counsel listed below.

**Richard McGee
Executive Vice President, General Counsel and Secretary
333 Clay Street, Suite 1600
Houston, TX 77002
(713) 652-3655**

The Company has adopted a Policy on Insider Trading (the “Insider Trading Policy”) that applies to each director, officer, consultant and employee of the Company and GP LLC (the “Insiders”). A copy of the Insider Trading Policy has been distributed or made available to all Insiders and is incorporated herein by reference. This Policy Regarding Special Trading Procedures describes additional special trading restrictions that apply to all members of the Pre-Clearance Group and, with respect to the blackout period provisions, certain employees of the Company and GP LLC (the “designated employees”). All directors, officers and designated employees must comply strictly with this policy as well as with the Company’s Insider Trading Policy.

There are times when the Company may be aware of a material, nonpublic development concerning the Company or one of its affiliates, including Plains All American Pipeline, L.P. (“PAA”) and Plains GP Holdings, L.P. (“PAGP”) and their subsidiaries (collectively, the “Plains Entities”). If you trade in or make gifts of securities of PAA or PAGP before the development is either disclosed to the public or resolved, you may expose yourself and the Company to a charge of insider trading that could be costly and difficult to defend. This can occur even though you may not have personal knowledge of the development or its details. In addition, the Company could receive negative publicity if you trade during such development.

1. Provisions Applicable To Pre-Clearance Group (Directors and Officers)

A. Pre-Clearance. All members of the Pre-Clearance Group and members of their immediate families and personal households may enter into transactions (including making gifts) involving securities of PAA or PAGP only after pre-clearing their intent to transact with the General Counsel.¹ Clearance by the General Counsel will not relieve the director or officer of their obligation to otherwise comply with the Company’s Insider Trading Policy or the securities laws relating to insider trading. Pre-clearance will not be required for transactions (including gifts) made pursuant to an Approved 10b5-1 Plan (defined below). See Section 3 below for additional exceptions.

If you intend to engage in a trade or make a gift involving securities of PAA or PAGP, you must first receive from the General Counsel² a signed Trading Authorization Request, a form of which is attached as Exhibit A to this policy. The General Counsel may refuse to permit any transaction if he determines that the transaction could give rise to a charge of insider trading.

¹ If the General Counsel or members of his immediate family and personal household wish to enter into transactions (including making gifts) involving securities of PAA or PAGP, the General Counsel must pre-clear that intent to trade with the Company’s Chief Executive Officer or Chief Financial Officer.

² In the absence of the General Counsel, Trading Authorization Requests may be submitted to the Chief Executive Officer or the Chief Financial Officer.

If and after you receive permission to engage in a trade or make a gift involving securities of PAA or PAGP, you must complete your transaction within three business days (unless otherwise indicated on the Trading Authorization Request) or make a new request for clearance.

An “Approved 10b5-1 Plan” is a plan of acquisition or disposition (including dispositions by gift) of PAA or PAGP securities that meets the requirements of Rule 10b5-1 under the Securities Exchange Act of 1934, as amended, and that has been approved in advance by the CEO in consultation with the General Counsel or, in the case of the CEO, by either the Compensation Committee or the Board of Directors. In order to comply with disclosure requirements regarding Approved 10b5-1 Plans, you must advise the General Counsel’s office prior to the adoption, termination or modification of any such Plan.

B. Post-Trading Reporting. Directors and those officers who are subject to the reporting requirements of Section 16 of the Securities Exchange Act of 1934 (Section 16 Reporting Persons) are required to report to the General Counsel any transactions (including gifts) in PAA or PAGP securities undertaken by them, members of their immediate families and personal household or entities controlled by them. The report should be made as soon as practicable after the transaction occurs and, at the latest, by the beginning of the following business day. Each report you make to the General Counsel should include the date of the transaction or gift, the quantity and type of security involved and, in the case of purchases or sales, the price and contact information for the broker-dealer through which the purchase or sale was effected.

2. Blackout Periods

No person subject to this policy may trade in, or make gifts of, PAA or PAGP securities, other than pursuant to an exception described in Section 3 below, during the following regular quarterly blackout periods: for each fiscal quarter, from the close of trading on the last day of such fiscal quarter through the first full business day after PAA issues an earnings release pertaining to such quarter. For example, if PAA issues an earnings release before the market opens on a Friday morning, the blackout period would end at the close of business on Friday and trading could resume the following Monday morning (subject to compliance with applicable pre-clearance requirements and the Insider Trading Policy).

The Company may extend the regular quarterly blackout period or impose additional blackout periods at any time if at the time the Company believes trading by Insiders would be inappropriate because of developments at the Plains Entities that are or could become material.

Persons subject to this policy will be advised by the General Counsel’s office of the imposition and timing of blackout periods. If you are advised that the Company is in a blackout period with respect to trading of PAA or PAGP securities, you may not buy, sell or make gifts of PAA or PAGP securities under any circumstances (other than pursuant to an Approved 10b5-1 Plan) until you are advised that the blackout has been lifted and, if applicable, your transaction is specifically approved. In addition, you may not inform anyone else within or outside the Plains Entities that an additional blackout period has been imposed (other than the General Counsel or that officer’s representative, or except as authorized by the General Counsel).

3. Exceptions

The pre-clearance requirements and blackout period restrictions described above do not apply to (i) transactions (including making gifts) pursuant to an Approved 10b5-1 Plan, (ii) the acquisition of securities under equity incentive plans such as the PAA or PAGP Long-Term Incentive Plans, (iii) the withholding of securities by PAA or PAGP for the payment of taxes in connection with the vesting of awards under the Long-Term Incentive Plans, or (iv) the exchange or redemption of Class A Units of Plains AAP, L.P. Nevertheless, sales (other than dispositions described in (iii) above) or gifts of any securities acquired upon vesting of an award under a Long-Term Incentive Plan or as a result of the exchange or redemption of Class A Units of Plains AAP, L.P. are subject to the applicable pre-clearance requirements and blackout period restrictions, as well as to compliance with other provisions of this policy and the Insider Trading Policy. Members of the Pre-Clearance Group must notify the General Counsel in advance of any transaction subject to the foregoing exceptions.

4. Communicating Potential Material Information

If you become aware of any non-public information about the Plains Entities or any of their affiliates that is or may become material, you should promptly communicate that information to the Chief Executive Officer, President, Chief Commercial Officer, Chief Operating Officer, or Chief Financial Officer of the Company, as well as to the General Counsel. This communication is very important to allow the Company to determine whether, how and when the information should be reported to the public. It is also critical to permit the General Counsel to determine whether to permit transactions (including gifts) in securities of PAA or PAGP. Except for such communication, you should keep the information confidential and share it only with the Company's employees, accountants and legal counsel who have a need to know as directed by the General Counsel. If you have any doubt about whether information may be material, you should err in favor of prompt communication to the Chief Executive Officer, President, Chief Commercial Officer, Chief Operating Officer or Chief Financial Officer of the Company, as well as to the General Counsel.

5. Reporting Violations

If you know or have reason to believe that any compliance procedures contained in this Policy have been or are about to be violated in any way, you should promptly bring the actual or potential violation to the attention of the General Counsel.

6. Relation to Insider Trading Policy

This Policy Regarding Special Trading Procedures does not, except as expressly set forth in this paragraph, alter the obligation of any person to comply with the provisions of the Company's Insider Trading Policy. The prohibition on trading or gifting securities of PAA or PAGP while in possession of material, non-public information, as set forth in the Insider Trading Policy, does not apply to transactions consummated pursuant to an Approved 10b5-1 Plan.

7. Other Transactions

In addition to the prohibition against short selling contained in the Company's Insider Trading Policy, the following transactions are prohibited or discouraged as described below:

A. Publicly Traded Options. Transactions in puts, calls, options or other derivative securities, on an exchange or in any other organized market, are prohibited for members of the Pre-Clearance Group and are strongly discouraged for all other employees.

B. Pledges and Margin Accounts. Securities pledged as collateral for a loan may be sold in foreclosure if the borrower defaults on the loan. Similarly, securities held in a margin account may be sold by a broker without the customer's consent if the customer fails to meet a margin call. A foreclosure or margin sale could occur at a time when the pledgor or account holder is aware of material nonpublic information or during a blackout period. Therefore, pledging PAA and PAGP securities as collateral for a loan or holding such securities as marginable securities in a margin account is prohibited for members of the Pre-Clearance Group and is strongly discouraged for all other employees.

C. Hedging Transactions. Certain forms of hedging or monetization transactions, such as prepaid variable forwards, equity swaps, collars and exchange funds, may permit a director, officer or other employee to continue to own PAA or PAGP securities but without the full risks and rewards of ownership. When that occurs, the director, officer or other employee may no longer have the same objectives as other investors. Therefore, such hedging transactions are prohibited for members of the Pre-Clearance Group and strongly discouraged for all other employees.

D. Standing and Limit Orders. Standing and limit orders (except pursuant to an Approved 10b5-1 Plan) create heightened risks for insider trading violations because purchases and sales could occur at a time when a director, officer or other employee is aware of material nonpublic information or during a blackout period. Therefore, placing standing or limit orders on PAA or PAGP securities is strongly discouraged. If a director, officer or other employee subject to this policy desires to use a standing or limit order, the order should be of short duration, should not exceed the time allowed to complete a transaction approved under the pre-clearance procedures and should be withdrawn during any blackout period.

This document states a policy of PAA GP Holdings LLC and is not intended to be regarded as the rendering of legal advice.

February 2025

**SUBSIDIARIES OF
PLAINS ALL AMERICAN PIPELINE, L.P.**
(As of 12/31/2024)

Subsidiary	Jurisdiction of Organization
Advantage Pipeline LLC	Texas
Advantage Pipeline Holdings LLC	Delaware
Advantage Pipeline Logistics LLC	Texas
Advantage Pipeline Management, LLC	Texas
Alpha Crude Holdings LLC	Delaware
Aurora Pipeline Company Ltd.	Canada
Bakersfield Crude Terminal LLC	Delaware
Cactus II Pipeline LLC	Delaware
Capline Pipeline Company LLC	Delaware
Eagle Ford Crude Terminal LLC	Delaware
FM Midstream Holdings LLC	Delaware
FM Gathering LLC	Delaware
Kern-Southland Energy Link LLC	Delaware
Midway Pipeline LLC	Delaware
Niobrara Crude Terminal LLC	Delaware
OMOG JV Holdings LLC	Delaware
OMOG JV LLC	Delaware
Oryx Delaware Oil Transport LLC	Delaware
Oryx Midland Oil Gathering LLC	Texas
Oryx Midland Oil Marketing LLC	Delaware
Oryx Midstream Holdings LLC	Delaware
Oryx Wink Oil Pipeline LLC	Delaware
PAA Finance Corp.	Delaware
PAA Luxembourg S.a.r.l.	Luxembourg
PAA Midstream LLC	Delaware
PAA Natural Gas Storage, L.P.	Delaware
PAA Service Corp.	Texas
PAA/Vulcan Gas Storage, LLC	Delaware
Pacific Pipeline System LLC	Delaware
Plains All American Emergency Relief Fund, Inc.	Texas
Plains Capline LLC	Delaware
Plains Gas Solutions, LLC	Texas
Plains GP LLC	Texas
Plains LPG Services CA LLC	Texas
Plains LPG Services GP LLC	Delaware
Plains LPG Services, L.P.	Texas
Plains Marketing Bondholder, LLC	Delaware
Plains Marketing CA LLC	Texas
Plains Marketing Canada LLC	Delaware
Plains Marketing, L.P.	Texas
Plains Midstream Canada ULC	British Columbia
Plains Midstream Luxembourg S.a.r.l.	Luxembourg

Subsidiary	Jurisdiction of Organization
Plains Midstream Superior LLC	Texas
Plains Oryx Permian Basin LLC	Delaware
Plains Oryx Permian Basin Marketing LLC	Delaware
Plains Oryx Permian Basin Pipeline LLC	Delaware
Plains Pipeline, L.P.	Texas
Plains Pipeline MidCon LLC	Texas
Plains Pipeline Montana LLC	Delaware
Plains Products Terminals LLC	Delaware
Plains Rail Holdings LLC	Delaware
Plains South Texas Gathering LLC	Texas
PMC (Nova Scotia) Company	Nova Scotia
PNGS GP LLC	Delaware
POPB NM Crude II LLC	Delaware
POPBP DE Crude Holdings LLC	Delaware
Rancho LPG Holdings LLC	Delaware
Red River Pipeline Company LLC	Delaware
Rocky Mountain Pipeline Montana LLC	Delaware
St. James Rail Terminal LLC	Delaware
Sunrise Pipeline LLC	Delaware
Western Corridor Pipeline LLC	Delaware

CONSENT OF INDEPENDENT REGISTERED PUBLIC ACCOUNTING FIRM

We hereby consent to the incorporation by reference in the Registration Statements on Form S-3 (Nos. 333-138888, 333-155673, 333-162477, 333-214778, 333-221845, 333-267725, 333-281967 and 333-281968) and on Form S-8 (Nos. 333-91141, 333-74920, 333-122806, 333-141185, 333-193139, 333-193140 and 333-256507) of Plains All American Pipeline, L.P. of our report dated February 27, 2025 relating to the financial statements and the effectiveness of internal control over financial reporting, which appears in this Form 10-K.

/s/ PricewaterhouseCoopers LLP
Houston, Texas
February 27, 2025

CERTIFICATION

I, Willie Chiang, certify that:

1. I have reviewed this annual report on Form 10-K of Plains All American Pipeline, L.P. (the “registrant”);
2. Based on my knowledge, this report does not contain any untrue statement of a material fact or omit to state a material fact necessary to make the statements made, in light of the circumstances under which such statements were made, not misleading with respect to the period covered by this report;
3. Based on my knowledge, the financial statements, and other financial information included in this report, fairly present in all material respects the financial condition, results of operations and cash flows of the registrant as of, and for, the periods presented in this report;
4. The registrant’s other certifying officer(s) and I are responsible for establishing and maintaining disclosure controls and procedures (as defined in Exchange Act Rules 13a-15(e) and 15d-15(e)) and internal control over financial reporting (as defined in Exchange Act Rules 13a-15(f) and 15d-15(f)) for the registrant and have:
 - (a) Designed such disclosure controls and procedures, or caused such disclosure controls and procedures to be designed under our supervision, to ensure that material information relating to the registrant, including its consolidated subsidiaries, is made known to us by others within those entities, particularly during the period in which this report is being prepared;
 - (b) Designed such internal control over financial reporting, or caused such internal control over financial reporting to be designed under our supervision, to provide reasonable assurance regarding the reliability of financial reporting and the preparation of financial statements for external purposes in accordance with generally accepted accounting principles;
 - (c) Evaluated the effectiveness of the registrant’s disclosure controls and procedures and presented in this report our conclusions about the effectiveness of the disclosure controls and procedures, as of the end of the period covered by this report based on such evaluation; and
 - (d) Disclosed in this report any change in the registrant’s internal control over financial reporting that occurred during the registrant’s most recent fiscal quarter (the registrant’s fourth fiscal quarter in the case of an annual report) that has materially affected, or is reasonably likely to materially affect, the registrant’s internal control over financial reporting; and
5. The registrant’s other certifying officer(s) and I have disclosed, based on our most recent evaluation of internal control over financial reporting, to the registrant’s auditors and the audit committee of the registrant’s board of directors (or persons performing the equivalent functions):
 - (a) All significant deficiencies and material weaknesses in the design or operation of internal control over financial reporting which are reasonably likely to adversely affect the registrant’s ability to record, process, summarize and report financial information; and
 - (b) Any fraud, whether or not material, that involves management or other employees who have a significant role in the registrant’s internal control over financial reporting.

Date: February 27, 2025

/s/ Willie Chiang

Willie Chiang

Chief Executive Officer

CERTIFICATION

I, Al Swanson, certify that:

1. I have reviewed this annual report on Form 10-K of Plains All American Pipeline, L.P. (the “registrant”);
2. Based on my knowledge, this report does not contain any untrue statement of a material fact or omit to state a material fact necessary to make the statements made, in light of the circumstances under which such statements were made, not misleading with respect to the period covered by this report;
3. Based on my knowledge, the financial statements, and other financial information included in this report, fairly present in all material respects the financial condition, results of operations and cash flows of the registrant as of, and for, the periods presented in this report;
4. The registrant’s other certifying officer(s) and I are responsible for establishing and maintaining disclosure controls and procedures (as defined in Exchange Act Rules 13a-15(e) and 15d-15(e)) and internal control over financial reporting (as defined in Exchange Act Rules 13a-15(f) and 15d-15(f)) for the registrant and have:
 - (a) Designed such disclosure controls and procedures, or caused such disclosure controls and procedures to be designed under our supervision, to ensure that material information relating to the registrant, including its consolidated subsidiaries, is made known to us by others within those entities, particularly during the period in which this report is being prepared;
 - (b) Designed such internal control over financial reporting, or caused such internal control over financial reporting to be designed under our supervision, to provide reasonable assurance regarding the reliability of financial reporting and the preparation of financial statements for external purposes in accordance with generally accepted accounting principles;
 - (c) Evaluated the effectiveness of the registrant’s disclosure controls and procedures and presented in this report our conclusions about the effectiveness of the disclosure controls and procedures, as of the end of the period covered by this report based on such evaluation; and
 - (d) Disclosed in this report any change in the registrant’s internal control over financial reporting that occurred during the registrant’s most recent fiscal quarter (the registrant’s fourth fiscal quarter in the case of an annual report) that has materially affected, or is reasonably likely to materially affect, the registrant’s internal control over financial reporting; and
5. The registrant’s other certifying officer(s) and I have disclosed, based on our most recent evaluation of internal control over financial reporting, to the registrant’s auditors and the audit committee of the registrant’s board of directors (or persons performing the equivalent functions):
 - (a) All significant deficiencies and material weaknesses in the design or operation of internal control over financial reporting which are reasonably likely to adversely affect the registrant’s ability to record, process, summarize and report financial information; and
 - (b) Any fraud, whether or not material, that involves management or other employees who have a significant role in the registrant’s internal control over financial reporting.

Date: February 27, 2025

/s/ Al Swanson

Al Swanson

Chief Financial Officer

**CERTIFICATION OF
CHIEF EXECUTIVE OFFICER
OF PLAINS ALL AMERICAN PIPELINE, L.P.
PURSUANT TO 18 U.S.C. 1350**

I, Willie Chiang, Chief Executive Officer of Plains All American Pipeline, L.P. (the "Company"), hereby certify that:

(i) the accompanying report on Form 10-K for the period ended December 31, 2024 and filed with the Securities and Exchange Commission on the date hereof (the "Report") by the Company fully complies with the requirements of Section 13(a) or 15(d) of the Securities Exchange Act of 1934, as amended; and

(ii) the information contained in the Report fairly presents, in all material respects, the financial condition and results of operations of the Company.

/s/ Willie Chiang

Name: Willie Chiang

Date: February 27, 2025

**CERTIFICATION OF
CHIEF FINANCIAL OFFICER
OF PLAINS ALL AMERICAN PIPELINE, L.P.
PURSUANT TO 18 U.S.C. 1350**

I, Al Swanson, Chief Financial Officer of Plains All American Pipeline, L.P. (the “Company”), hereby certify that:

(i) the accompanying report on Form 10-K for the period ended December 31, 2024 and filed with the Securities and Exchange Commission on the date hereof (the “Report”) by the Company fully complies with the requirements of Section 13(a) or 15(d) of the Securities Exchange Act of 1934, as amended; and

(ii) the information contained in the Report fairly presents, in all material respects, the financial condition and results of operations of the Company.

/s/ Al Swanson

Name: Al Swanson

Date: February 27, 2025